

HERITAGE

- REDROW -

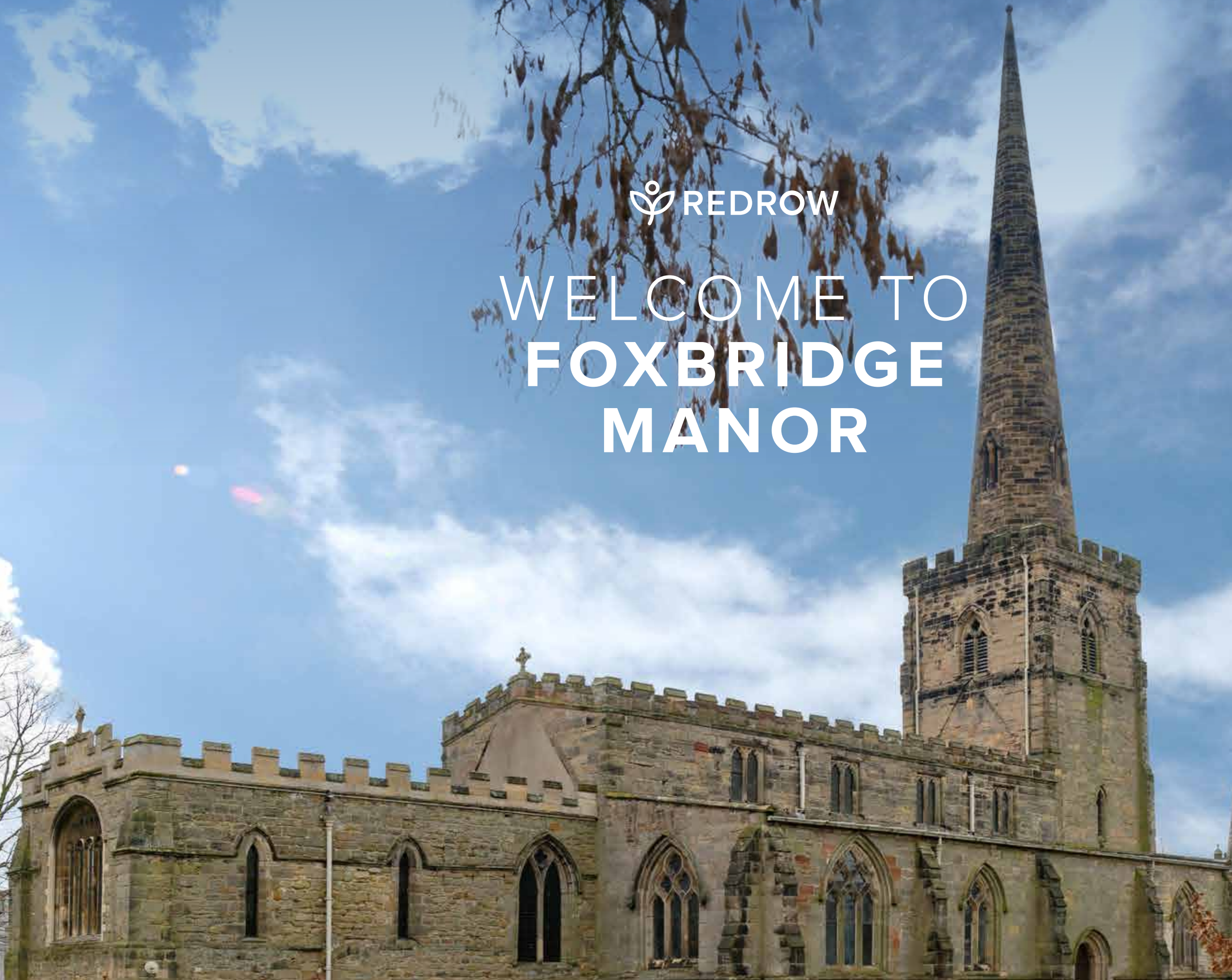
FOXBRIDGE MANOR

CASTLE DONINGTON





WELCOME TO FOXBRIDGE MANOR





A COLLECTION OF 3 AND 4 BEDROOM HOMES IN THE HISTORIC MARKET TOWN OF CASTLE DONINGTON.

Imagine having the charm of an historic yet thriving market town on your doorstep, yet with the culture, shopping and sport of several big cities within easy reach. That's what's on offer at Foxbridge Manor, our beautiful new collection of 3 and 4 bedroom homes in Castle Donington. With Derby, Nottingham and Leicester all an easy car journey away, but with stunning countryside on your doorstep too, Foxbridge Manor offers the best of both worlds.



DISCOVER A BETTER WAY TO LIVE

Life is not just about waking up in a beautiful home. It's about everything that goes with it. From stunning open plan kitchens and entertaining spaces, to places that make the most of the outdoors through to our outstanding customer experiences. Welcome to a better way of living.




BETTER BY DESIGN

Imagine how much better life would be, with a little more thought and a lot more space. Waking up in a home full of unique character where everything feels carefully considered inside and out. A place where you can relax, think, breathe, work and play in beautifully designed spaces. With Redrow, it's the level of care we bring, that makes all the difference.

BETTER PLACES

Picture yourself in a peaceful setting where nature is just a short walk away. Where there's a feeling of tranquility as you enjoy a new, relaxed lifestyle, away from the hustle and bustle. A place where there's a sense of community, of living life at your own pace amongst beautiful street scenes and green open spaces where neighbours and dog walkers meet. That's what sets your new neighbourhood apart.



BETTER EXPERIENCES

There's a better way to move home and it's with Redrow. It starts with managing your appointments and completing your reservation online. From there, you'll get to know your home and neighbours with a home preview and welcome party. Once you're in your home our home owner support section of My Redrow will help you get settled.



AN INSPIRED **NEW HOME**

Explore what makes this
collection so unique


We're dedicated to designing and building homes with character that people are proud to live in. Inspired by the past but designed for the future, this collection offers the best of both worlds.



WHAT MAKES THIS COLLECTION SO UNIQUE?

Our aim has always been to build homes of the highest quality, reflecting the craftsmanship and details associated with the Arts and Crafts movement. It's this combined with the modern, high end interiors we pride ourselves on that makes this award winning collection so enviable.

Every inch of our homes has been carefully considered, from features such as traditional porches supported by timber posts with gallows brackets to brick plinths that run around the property. These features add grandeur and depth to the front of the home and provide anchoring effect.





ENJOY THE AREA

From your weekly food shop to leisurely browsing around the local markets, shopping will be a pleasure. There's a Co-op supermarket in Castle Donington, with a choice of larger names available in nearby Derby. They'll be something for everyone along Castle Donington's Market Street and Bondgate, with a range of local and national shops. For a more modern shopping experience, Derby's huge shopping centre is the perfect choice, with its hundreds of household name stores, family chain restaurants and cinema. For a more intimate browse, at Castle Donington's monthly farmers' market you can buy straight from the producers, or why not head to nearby Loughborough, for its award-winning 'outdoor market of the year', or collectors' market.

Those looking to eat out can enjoy a broad range of styles and flavours in Castle Donington. For the best of British, try Tyler's Tearooms, the Church View Hotel or the Sage Restaurant. Asian, Indian and Bangladeshi flavours, meanwhile, are on the menu at Curry 2 Night, the Rose of Bengal, Orissa and Gandhi. Or why not drink and dine, at The Apiary pub, The Castle Inn, The Nag's Head or The Plough.



ENJOY AN ACTIVE LIFESTYLE




For leisure and pleasure, Castle Donington has something to suit all needs. Sports and fitness fanatics will be pleased to find a variety of sports teams nearby, while the selection of gyms and health clubs in the area are perfect for those who like to stay active. For a slightly easier pace, you'll find a choice of golf courses at Trent Lock and Breedon Priory.

Castle Donington's community spirit is one of its greatest strengths, as seen at the annual May Bank Holiday Medieval Market, always drawing huge crowds. Days out are also in rich supply, from the thrills and spills of Donington Park racetrack on your doorstep, to the quiet and tranquillity of the gardens and architecture of nearby Calke Abbey and Melbourne Hall. For a very special day out, the world-famous Alton Towers theme park is just a 45 minute drive, while rock music fans can see and hear some of the world's biggest names at Donington Park's annual Download Festival.

OPPORTUNITIES FOR LEARNING

Parents will be pleased to find a range of well-rated schools where children can begin and continue their journeys in education. Castle Donington offers a choice of three primary schools, with both St Edward's CofE Primary and Hemington Primary (just outside of town) rated 'good' by Ofsted and Orchard Community Primary improving rapidly to join them. A new primary school is also being built as part of the development, too.

For older pupils, the co-ed Castle Donington College is rated highly, and received a rating of 'good with outstanding behaviour' in its latest assessment.



GETTING AROUND



Whether you're travelling for work or play, Castle Donington is perfectly located for travel across the East Midlands and beyond. You can reach Derby in around 20 minutes by car, Loughborough in about 25 minutes, Nottingham in half-an-hour and Leicester in around 35 minutes. The A50 trunk road, A6 and M1 are all within easy reach, making travel around the region a cinch.

For rail travel, East Midlands Parkway station is just a 15-minute drive away and offers regular services to Nottingham (12 minutes), Derby and Leicester (both 15 minutes), and direct to London St Pancras in 1 hour and 22 minutes.

When it comes to air travel, East Midlands Airport - just a short taxi, or bus ride away via the town's dedicated Skylink service – and offering flights around the globe, couldn't be more convenient, whether you're flying for business or pleasure.

WE PUT MORE IN

At Redrow we work hard to contribute to the existing facilities and create new ones, to dovetail our development into the local community. Below are some of the community benefits installed at **Foxbridge Manor**.



SO YOU GET MORE OUT

- Public Green Space
- New Primary School
- Children's Play Area
- Cycleways & Footpaths
- Affordable Housing
- Multi Use Games Area

EXPLORE FOXBRIDGE MANOR



KEY

	BROADWAY 3 BEDROOM HOME		OXFORD 4 BEDROOM HOME
	WARWICK 3 BEDROOM HOME		CAMBRIDGE 4 BEDROOM HOME
	AMBERLEY 3 BEDROOM HOME		SHAFTESBURY 4 BEDROOM HOME
	STRATFORD 4 BEDROOM HOME		LEAMINGTON Q 3 BEDROOM HOME
	MARLOW 4 BEDROOM HOME		HARROGATE 4 BEDROOM HOME
	RUTHIN 4 BEDROOM HOME		AFFORDABLE HOUSING

Affordable Housing: Maisonette – 69, 137, 171, 214.
Ledbury – 138, 140, 141, 142, 144.
Ledbury 3 – 139, 143.
Dartford – 120-123.

BCP – Bin Collection Point

This plan is indicative and is intended for guidance only and does not form part of any contract or agreement, nor does it show ownership boundaries, easements or wayleaves and is subject to change. For specific details, other than general site layout, please liaise directly with our Sales Consultant.





HERITAGE

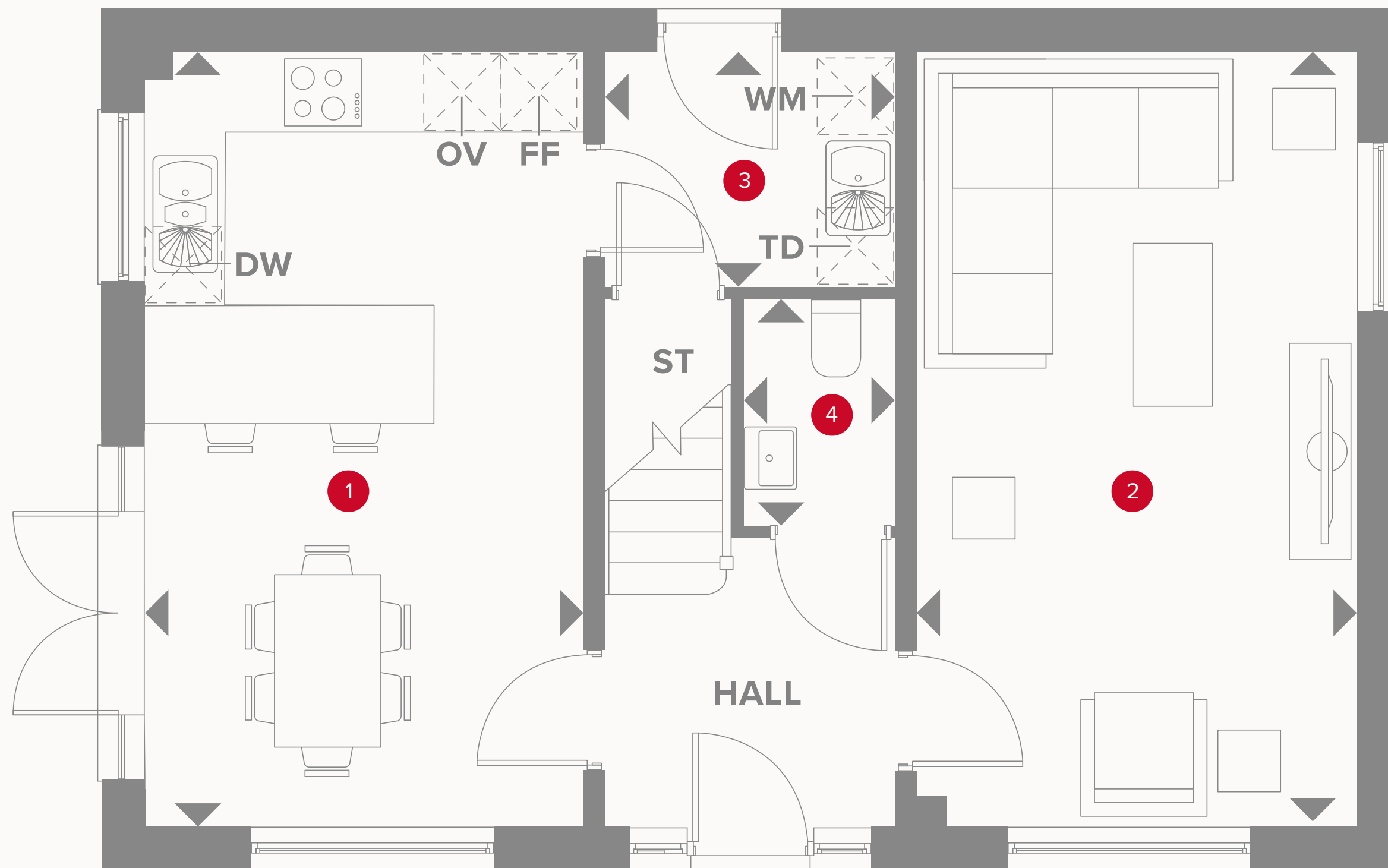
- REDROW -

THE AMBERLEY

THREE BEDROOM HOME

 **REDROW**


THE AMBERLEY GROUND FLOOR




1	Kitchen/ Dining	18'11" x 10'9"	5.77 x 3.28 m
2	Lounge	18'11" x 10'9"	5.77 x 3.27 m
3	Utility	7'2" x 5'9"	2.18 x 1.75 m
4	Cloaks	5'7" x 3'9"	1.70 x 1.14 m




KEY

-  Hob
- OV** Oven
- FF** Fridge/freezer
- TD** Tumble dryer space

-  Dimensions start
- ST** Storage cupboard
- WM** Washing machine space
- DW** Dish washer space

THE AMBERLEY FIRST FLOOR

5	Bedroom 1	12'1" x 10'10"	3.68 x 3.31 m
6	En-suite	7'2" x 6'7"	2.18 x 2.00 m
7	Bedroom 2	10'10" x 10'0"	3.30 x 3.05 m
8	Bedroom 3	11'0" x 8'8"	3.35 x 2.63 m
9	Bathroom	7'3" x 6'6"	2.22 x 1.98 m

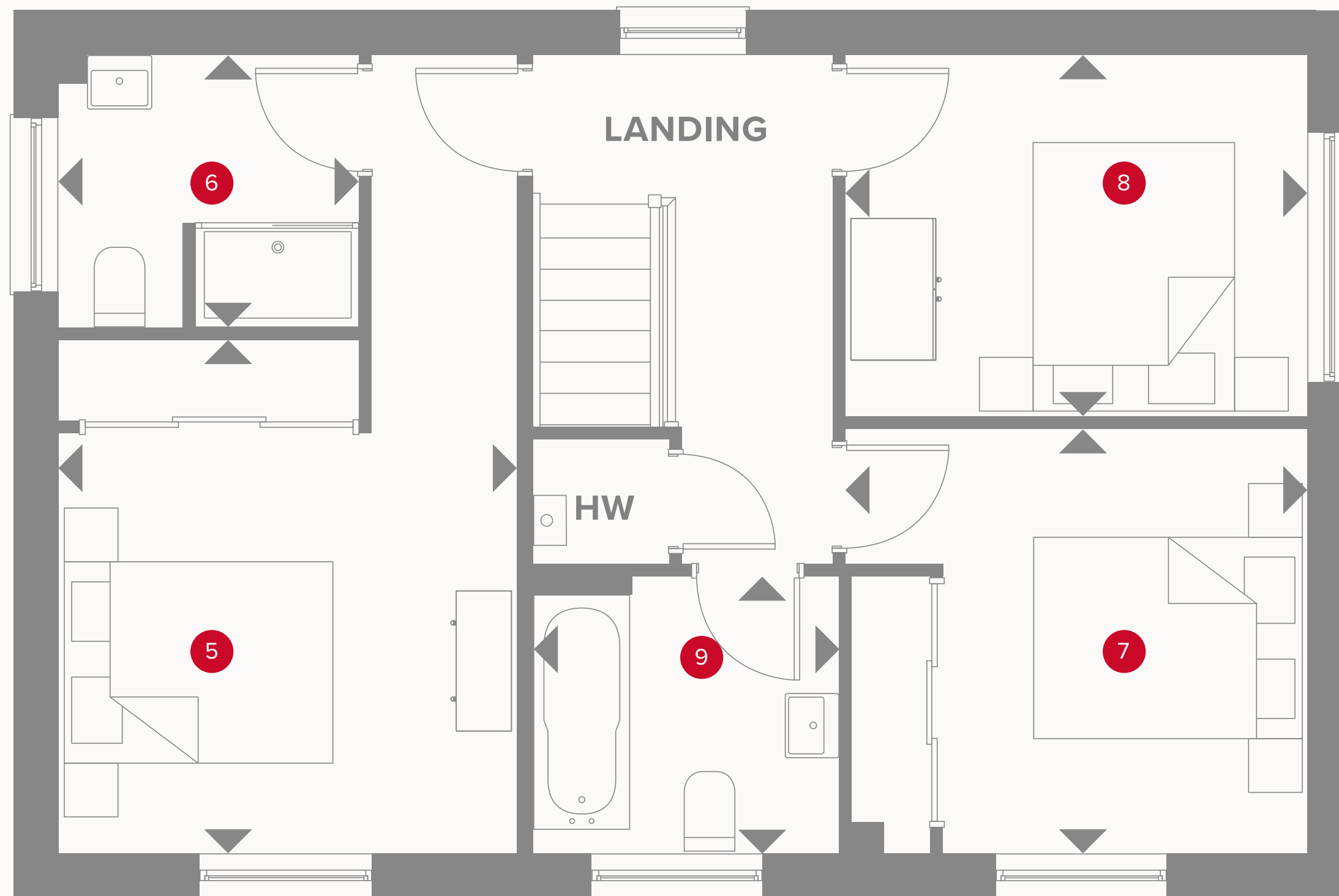


KEY

- ◀ Dimensions start
- HW Hot water storage



Customers should note this illustration is an example of the Amberley house type. All dimensions indicated are approximate and the furniture layout is for illustrative purposes only. Homes may be 'handed' (mirror image) versions of the illustrations, and may be detached, semi-detached or terraced. Materials used may differ from plot to plot including render and roof tile colours. Detailed plans and specifications are available for inspection for each plot at our Sales Centre during working hours and customers must check their individual specifications prior to making a reservation.





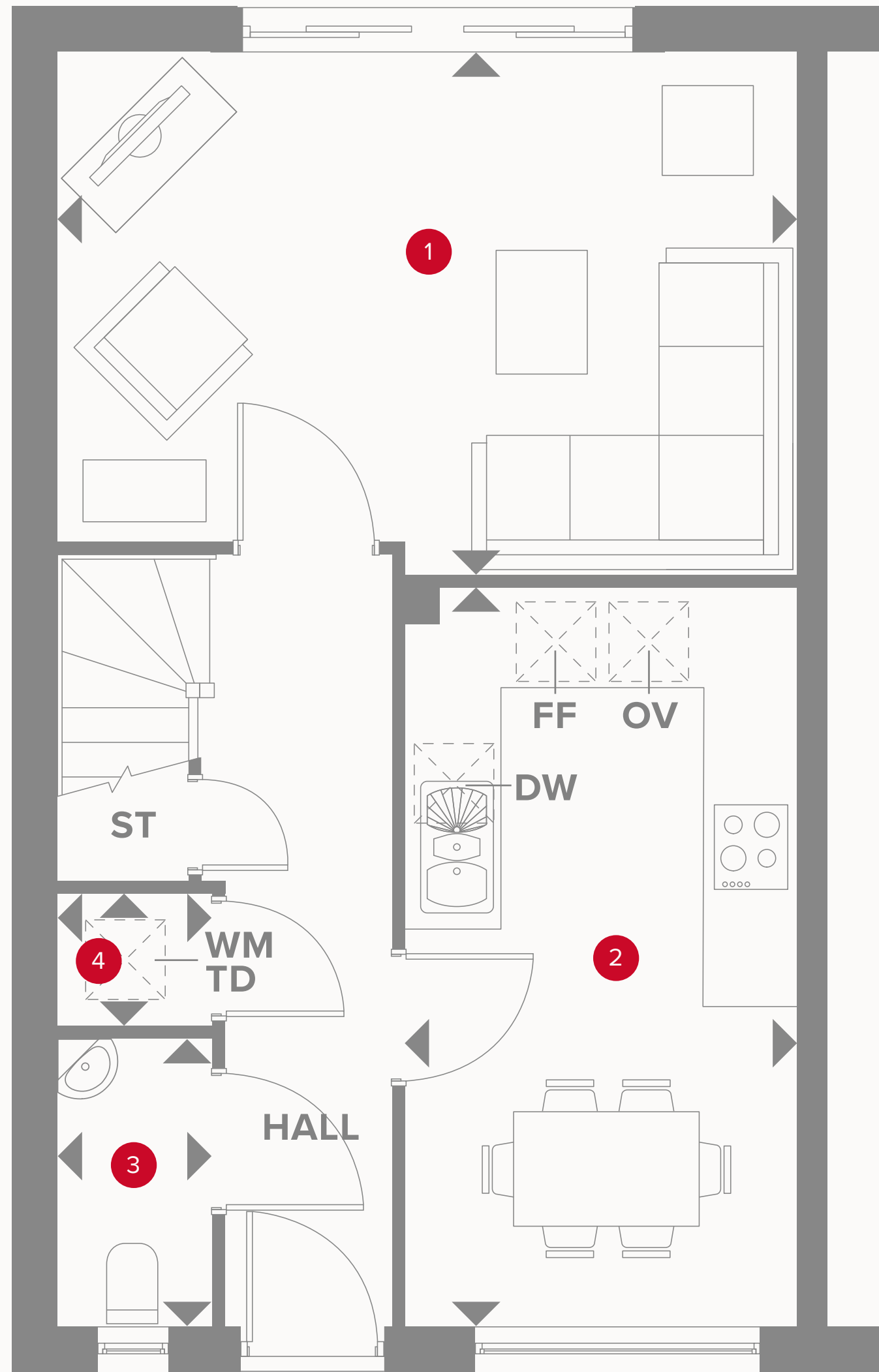
HERITAGE

- REDROW -

THE BROADWAY

THREE BEDROOM HOME

 **REDROW**





THE BROADWAY GROUND FLOOR

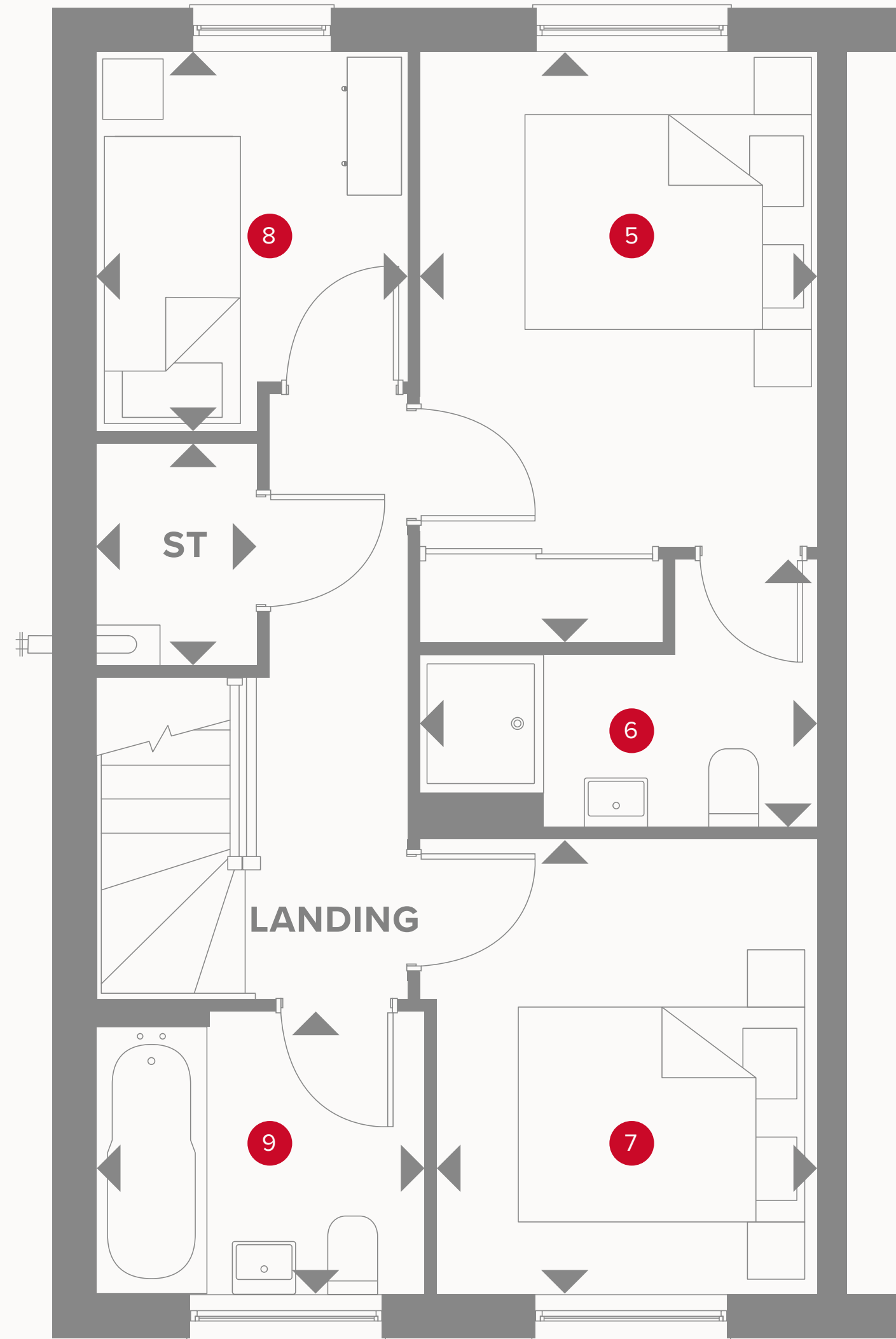
1 Lounge	15'3" x 10'10"	4.65 x 3.29 m
2 Kitchen/ Dining	15'4" x 8'2"	4.67 x 2.49 m
3 Cloaks	5'11" x 3'2"	1.81 x 0.96 m
4 Laundry	3'2" x 2'9"	0.96 x 0.84 m



KEY


-  Hob
- OV** Oven
- FF** Fridge/freezer
- TD** Tumble dryer space

-  Dimensions start
- ST** Storage cupboard
- WM** Washing machine space
- DW** Dish washer space



THE BROADWAY FIRST FLOOR

5	Bedroom 1	12'6" x 8'6"	3.82 x 2.59 m
6	En-suite	8'6" x 5'9"	2.59 x 1.76 m
7	Bedroom 2	9'7" x 8'2"	2.93 x 2.49 m
8	Bedroom 3	8'0" x 6'7"	2.44 x 2.00 m
9	Bathroom	6'11" x 5'7"	2.10 x 1.71 m



KEY

- ◀ Dimensions start
- ST Storage cupboard



Customers should note this illustration is an example of the Broadway house type. All dimensions indicated are approximate and the furniture layout is for illustrative purposes only. Homes may be 'handed' (mirror image) versions of the illustrations, and may be detached, semi-detached or terraced. Materials used may differ from plot to plot including render and roof tile colours. Detailed plans and specifications are available for inspection for each plot at our Sales Centre during working hours and customers must check their individual specifications prior to making a reservation. All wardrobes are subject to site specification. Please see Sales Consultant for further details.



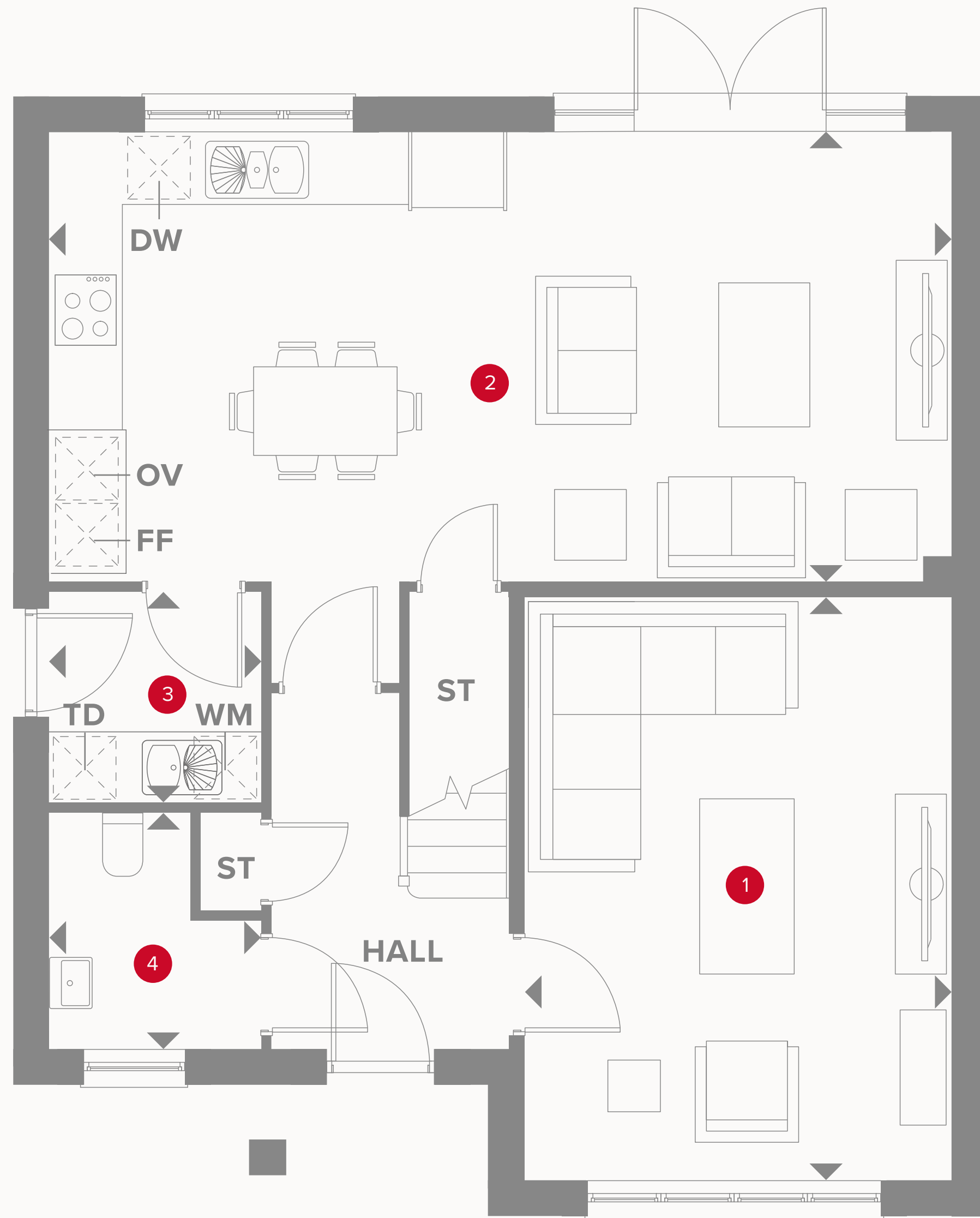
HERITAGE

- REDROW -

THE CAMBRIDGE

FOUR BEDROOM HOME







THE CAMBRIDGE GROUND FLOOR

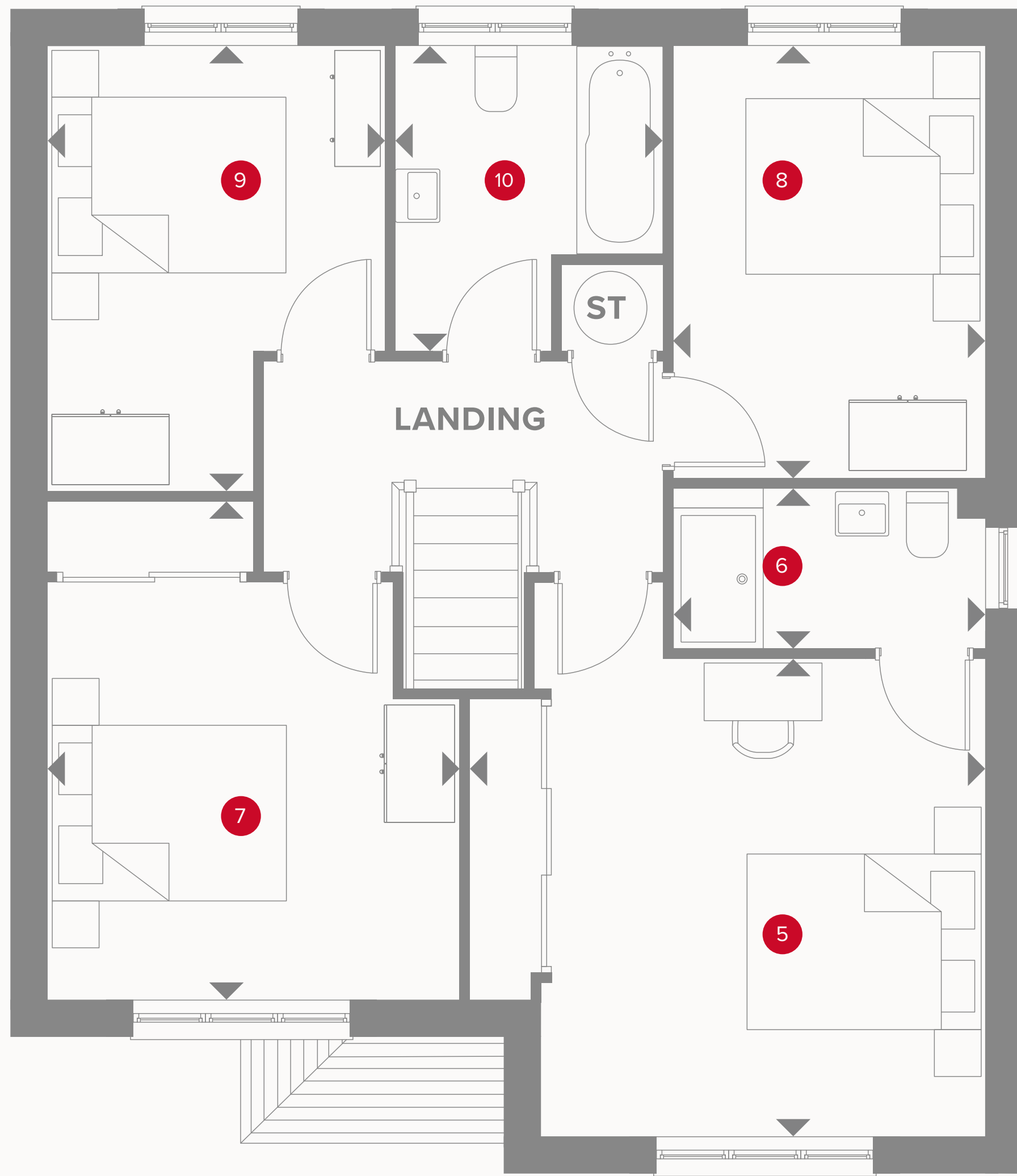
1	Lounge	16'3" x 12'0"	4.99 x 3.68 m
2	Kitchen/Dining/Family	25'3" x 12'6"	7.73 x 3.87 m
3	Utility	6'0" x 5'9"	1.83 x 1.80 m
4	Cloaks	6'6" x 5'9"	2.02 x 1.80 m



KEY

-  Hob
- OV** Oven
- FF** Fridge/freezer
- TD** Tumble dryer space

-  Dimensions start
- ST** Storage cupboard
- WM** Washing machine space
- DW** Dish washer space



THE CAMBRIDGE FIRST FLOOR

5	Bedroom 1	13'9" x 12'8"	4.25 x 3.92 m
6	En-suite	8'4" x 3'9"	2.59 x 1.19 m
7	Bedroom 2	13'4" x 11'1"	4.09 x 3.41 m
8	Bedroom 3	11'7" x 8'4"	3.57 x 2.59 m
9	Bedroom 4	12'1" x 9'1"	3.69 x 2.80 m
10	Bathroom	8'2" x 7'2"	2.52 x 2.21 m



KEY

- ◀ Dimensions start
- HW Hot water storage



Customers should note this illustration is an example of the Cambridge house type. All dimensions indicated are approximate and the furniture layout is for illustrative purposes only. Homes may be 'handed' (mirror image) versions of the illustrations, and may be detached, semi-detached or terraced. Materials used may differ from plot to plot including render and roof tile colours. Detailed plans and specifications are available for inspection for each plot at our Sales Centre during working hours and customers must check their individual specifications prior to making a reservation. All wardrobes are subject to site specification. Please see Sales Consultant for further details.



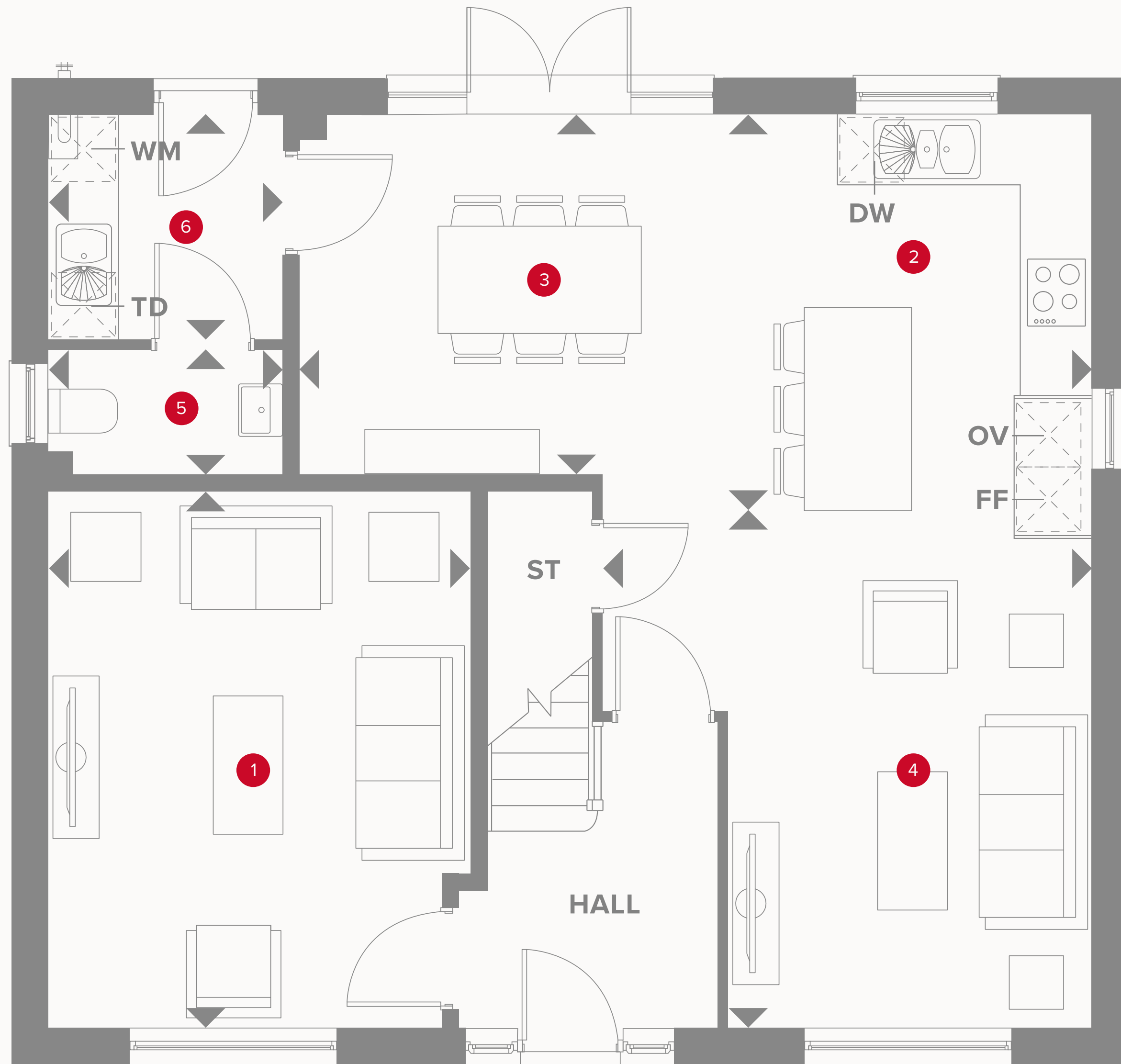
HERITAGE

- REDROW -

THE HARROGATE

FOUR BEDROOM HOME







THE HARROGATE GROUND FLOOR

1	Lounge	15'2" x 12'0"	4.63 x 3.65 m
2	Kitchen	12'0" x 9'11"	3.67 x 3.03 m
3	Dining	12'6" x 10'3"	3.80 x 3.13 m
4	Family	13'11" x 10'4"	4.24 x 3.15 m
5	Cloaks	6'8" x 3'7"	2.04 x 1.09 m
6	Utility	6'8" x 6'5"	2.04 x 1.95 m



KEY

-  Hob
- OV** Oven
- FF** Fridge/freezer
- TD** Tumble dryer space

-  Dimensions start
- ST** Storage cupboard
- WM** Washing machine space
- DW** Dish washer space



THE HARROGATE FIRST FLOOR

7	Bedroom 1	12'2" x 10'4"	3.72 x 3.15 m
8	Wardrobe	6'10" x 6'5"	2.09 x 1.96 m
9	En-suite	8'4" x 5'7"	2.53 x 1.71 m
10	Bedroom 2	13'7" x 10'2"	4.13 x 3.11 m
11	Bedroom 3	12'1" x 10'2"	3.69 x 3.11 m
12	Bedroom 4	10'4" x 9'6"	3.14 x 2.89 m
13	Bathroom	7'7" x 6'1"	2.31 x 1.86 m



KEY

- ◀ Dimensions start
- HW Hot water storage



Customers should note this illustration is an example of the Harrogate house type. All dimensions indicated are approximate and the furniture layout is for illustrative purposes only. Homes may be 'handed' (mirror image) versions of the illustrations, and may be detached, semi-detached or terraced. Materials used may differ from plot to plot including render and roof tile colours. Detailed plans and specifications are available for inspection for each plot at our Sales Centre during working hours and customers must check their individual specifications prior to making a reservation.



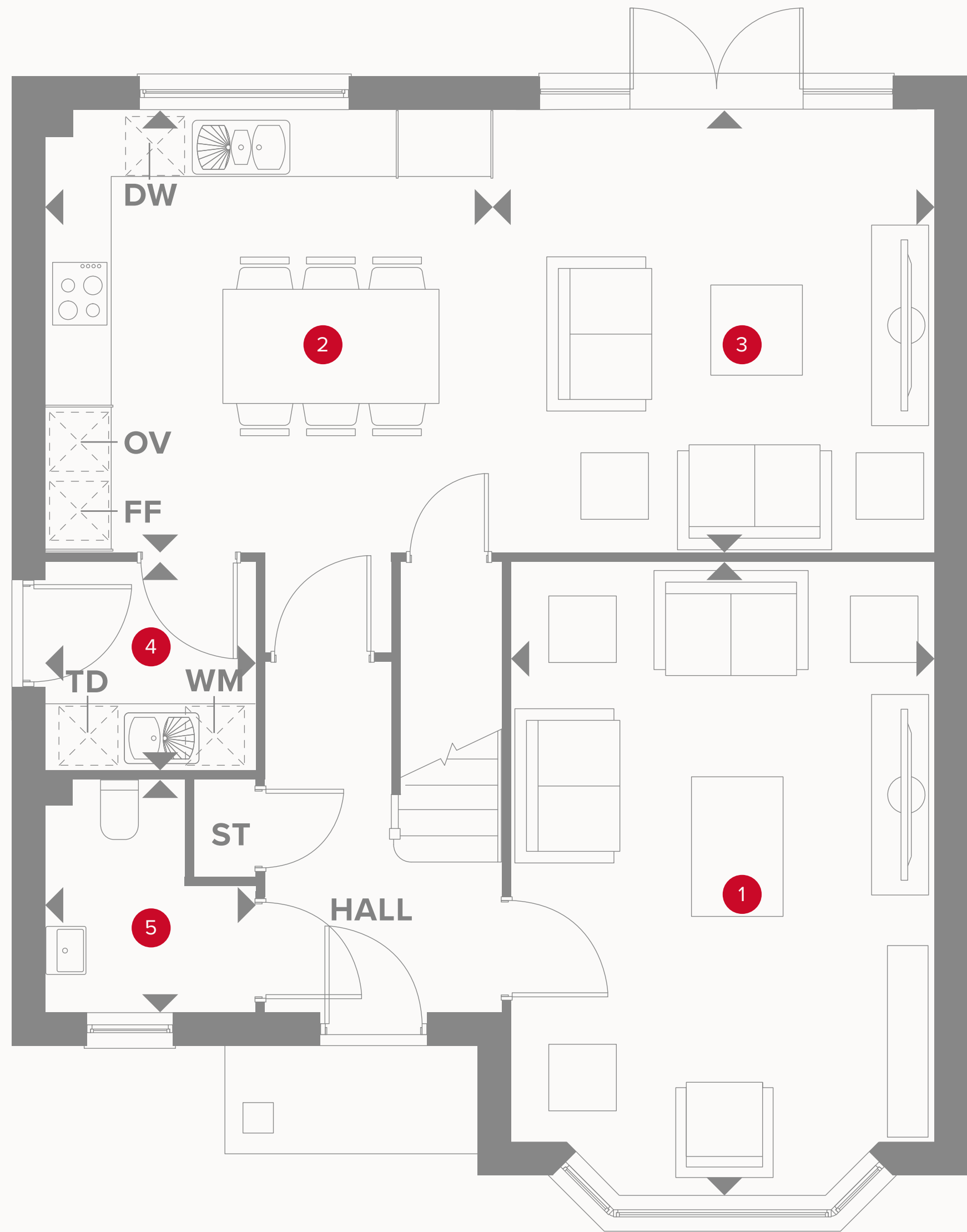
HERITAGE

- REDROW -

THE LEAMINGTON LIFESTYLE

THREE BEDROOM HOME

 **REDROW**





THE LEAMINGTON LIFESTYLE GROUND FLOOR

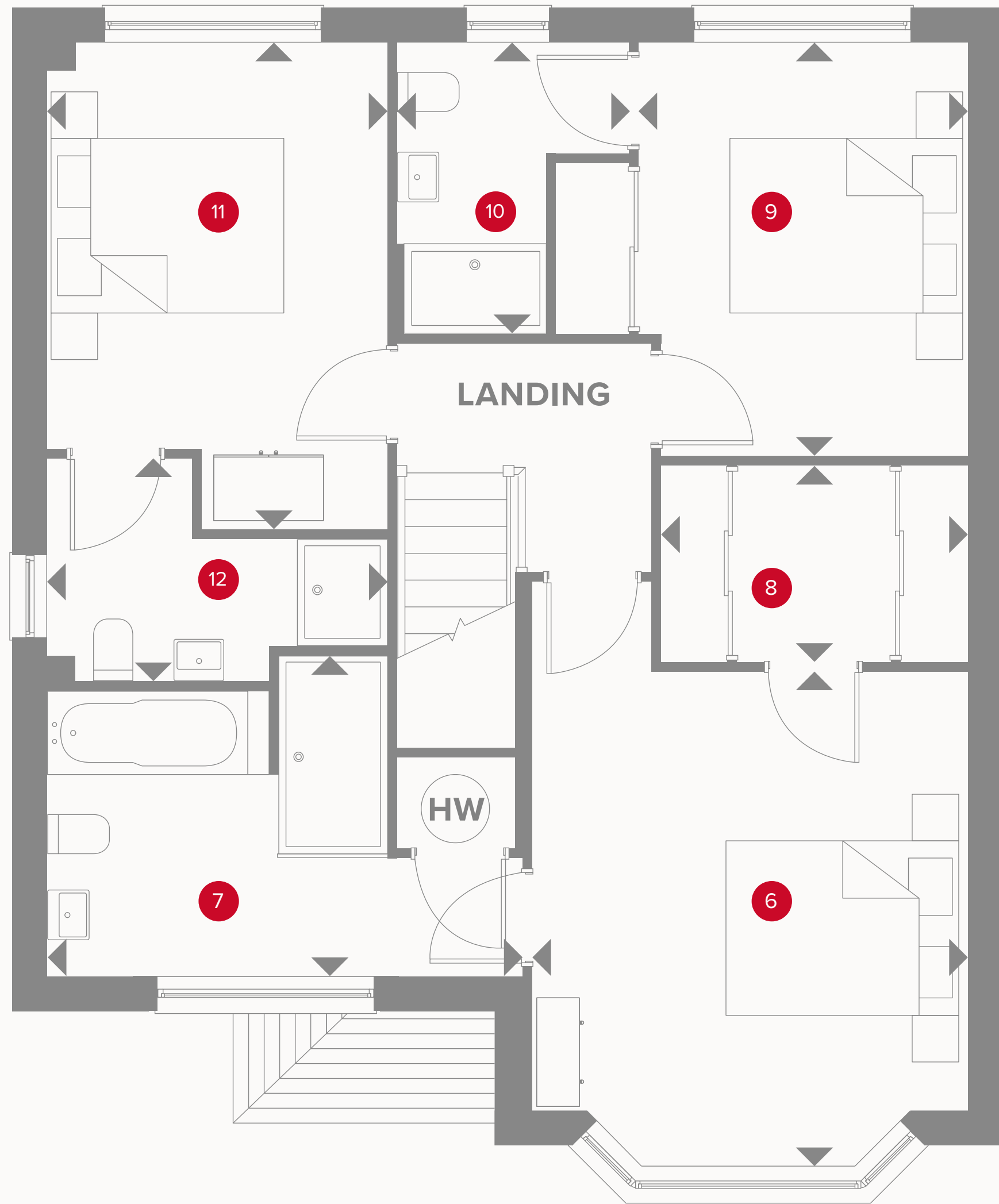
1	Lounge	17'9" x 11'11"	5.42 x 3.63 m
2	Kitchen/ Dining	12'8" x 12'6"	3.87 x 3.82 m
3	Family	12'6" x 12'6"	3.82 x 3.81 m
4	Utility	5'11" x 5'11"	1.81 x 1.80 m
5	Cloaks	6'6" x 5'11"	1.99 x 1.80 m



KEY


-  Hob
- OV** Oven
- FF** Fridge/freezer
- TD** Tumble dryer space

-  Dimensions start
- ST** Storage cupboard
- WM** Washing machine space
- DW** Dish washer space



THE LEAMINGTON LIFESTYLE FIRST FLOOR

6	Bedroom 1	13'6" x 11'11"	4.12 x 3.63 m
7	En-suite 1	9'3" x 7'9"	2.83 x 2.37 m
8	Wardrobe	8'4" x 5'5"	2.54 x 1.65 m
9	Bedroom 2	11'3" x 11'2"	3.44 x 3.41 m
10	En-suite 2	7'11" x 6'2"	2.41 x 1.93 m
11	Bedroom 3	13'4" x 9'3"	4.06 x 2.83 m
12	En-suite 3	9'3" x 6'1"	2.83 x 1.85 m



KEY

- ◀ Dimensions start
- HW Hot water storage



Customers should note this illustration is an example of the Leamington Lifestyle house type. All dimensions indicated are approximate and the furniture layout is for illustrative purposes only. Homes may be 'handed' (mirror image) versions of the illustrations, and may be detached, semi-detached or terraced. Materials used may differ from plot to plot including render and roof tile colours. Detailed plans and specifications are available for inspection for each plot at our Sales Centre during working hours and customers must check their individual specifications prior to making a reservation. All wardrobes are subject to site specification. Please see Sales Consultant for further details.



HERITAGE

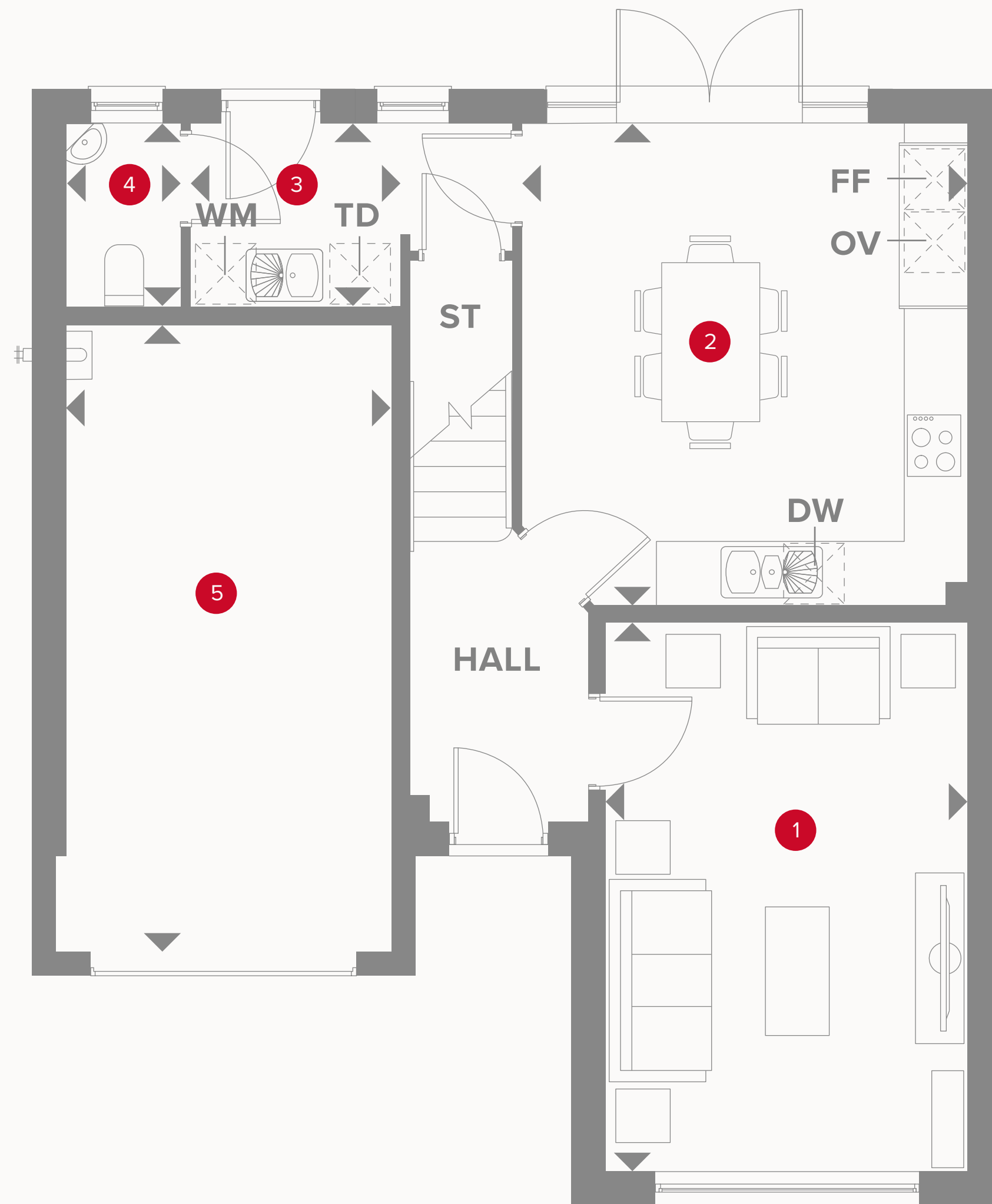
- REDROW -

THE MARLOW

FOUR BEDROOM HOME

 **REDROW**


THE MARLOW GROUND FLOOR




1	Lounge	16'10" x 11'1"	5.14 x 3.38 m
2	Kitchen/ Dining	13'9" x 10'7"	4.19 x 3.23 m
3	Utility	9'10" x 5'7"	3.00 x 1.71 m
4	Cloaks	5'7" x 3'6"	1.71 x 1.07 m
5	Garage	19'11" x 10'1"	6.06 x 3.08 m

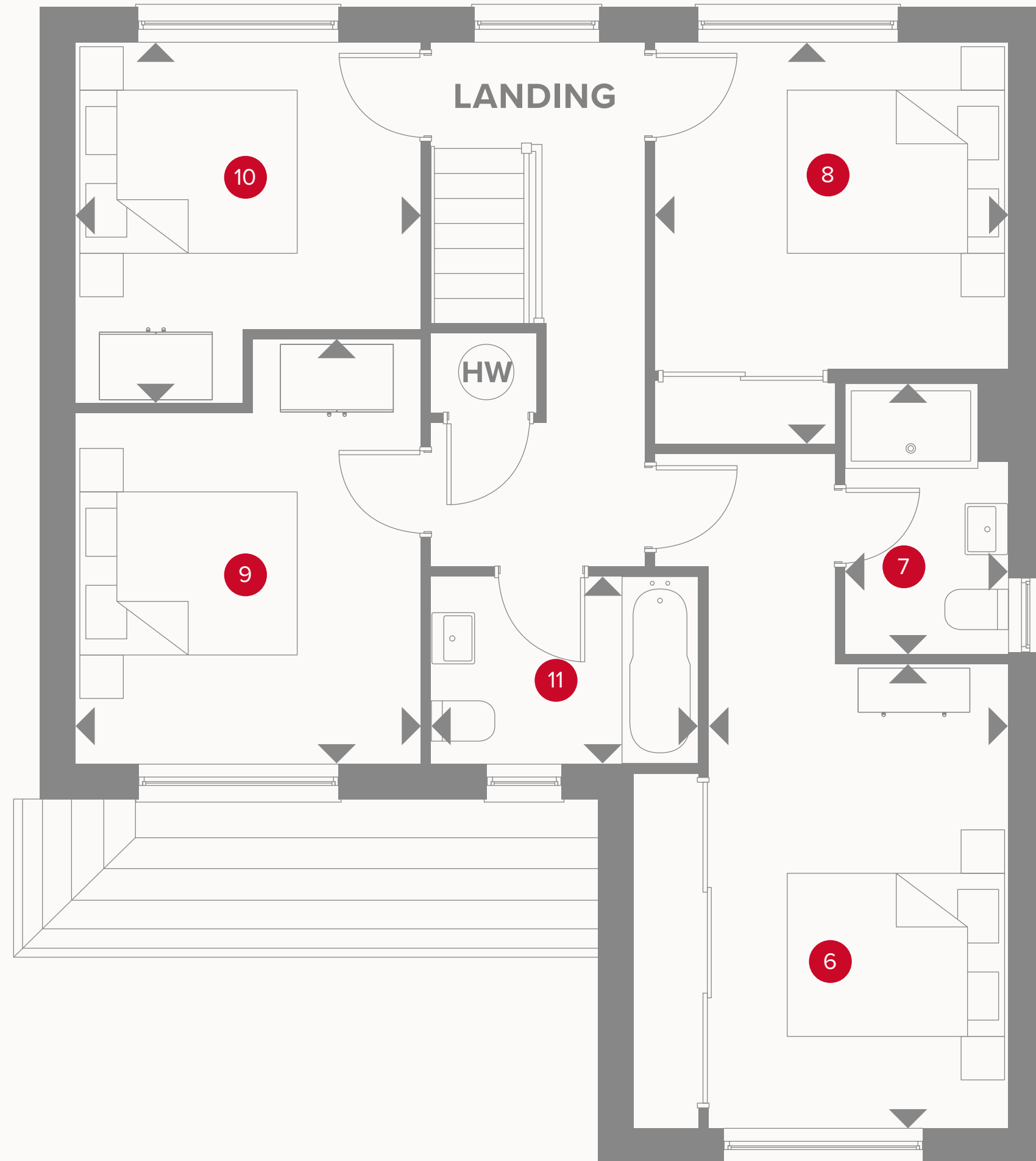


KEY


-  Hob
- OV** Oven
- FF** Fridge/freezer
- TD** Tumble dryer space

-  Dimensions start
- ST** Storage cupboard
- WM** Washing machine space
- DW** Dish washer space

THE MARLOW FIRST FLOOR



6	Bedroom 1	13'8" x 11'2"	4.17 x 3.41 m
7	En-suite	8'1" x 4'11"	2.46 x 1.50 m
8	Bedroom 2	11'11" x 10'6"	3.63 x 3.21 m
9	Bedroom 3	12'7" x 10'3"	3.84 x 3.13 m
10	Bedroom 4	10'9" x 10'2"	3.27 x 3.10 m
11	Bathroom	7'3" x 5'7"	2.22 x 1.71 m



KEY

- ◀ Dimensions start
- HW Hot water storage



Customers should note this illustration is an example of the Marlow house type. All dimensions indicated are approximate and the furniture layout is for illustrative purposes only. Homes may be 'handed' (mirror image) versions of the illustrations, and may be detached, semi-detached or terraced. Materials used may differ from plot to plot including render and roof tile colours. Detailed plans and specifications are available for inspection for each plot at our Sales Centre during working hours and customers must check their individual specifications prior to making a reservation.



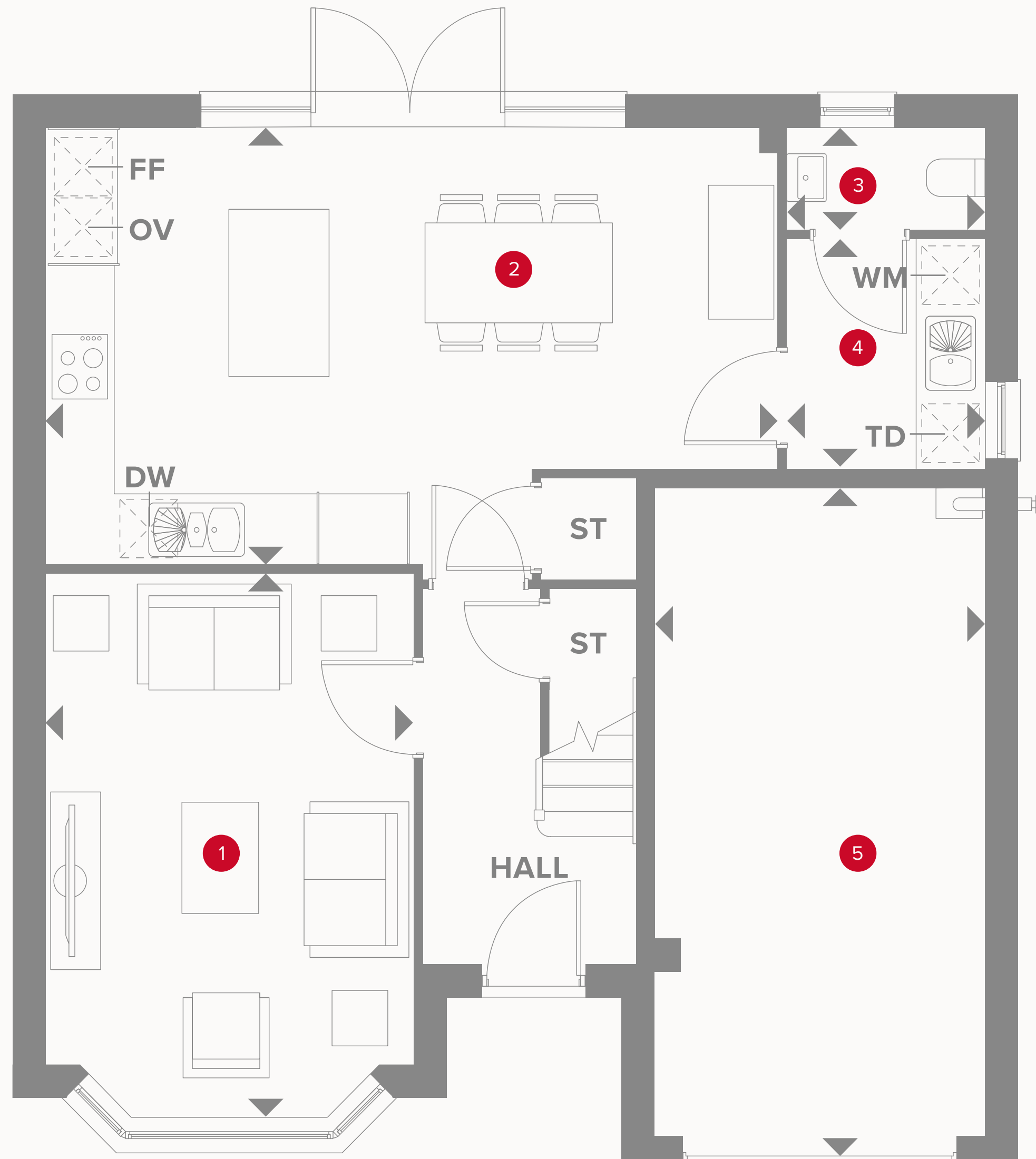
HERITAGE

- REDROW -

THE OXFORD

FOUR BEDROOM HOME

 **REDROW**





THE OXFORD GROUND FLOOR

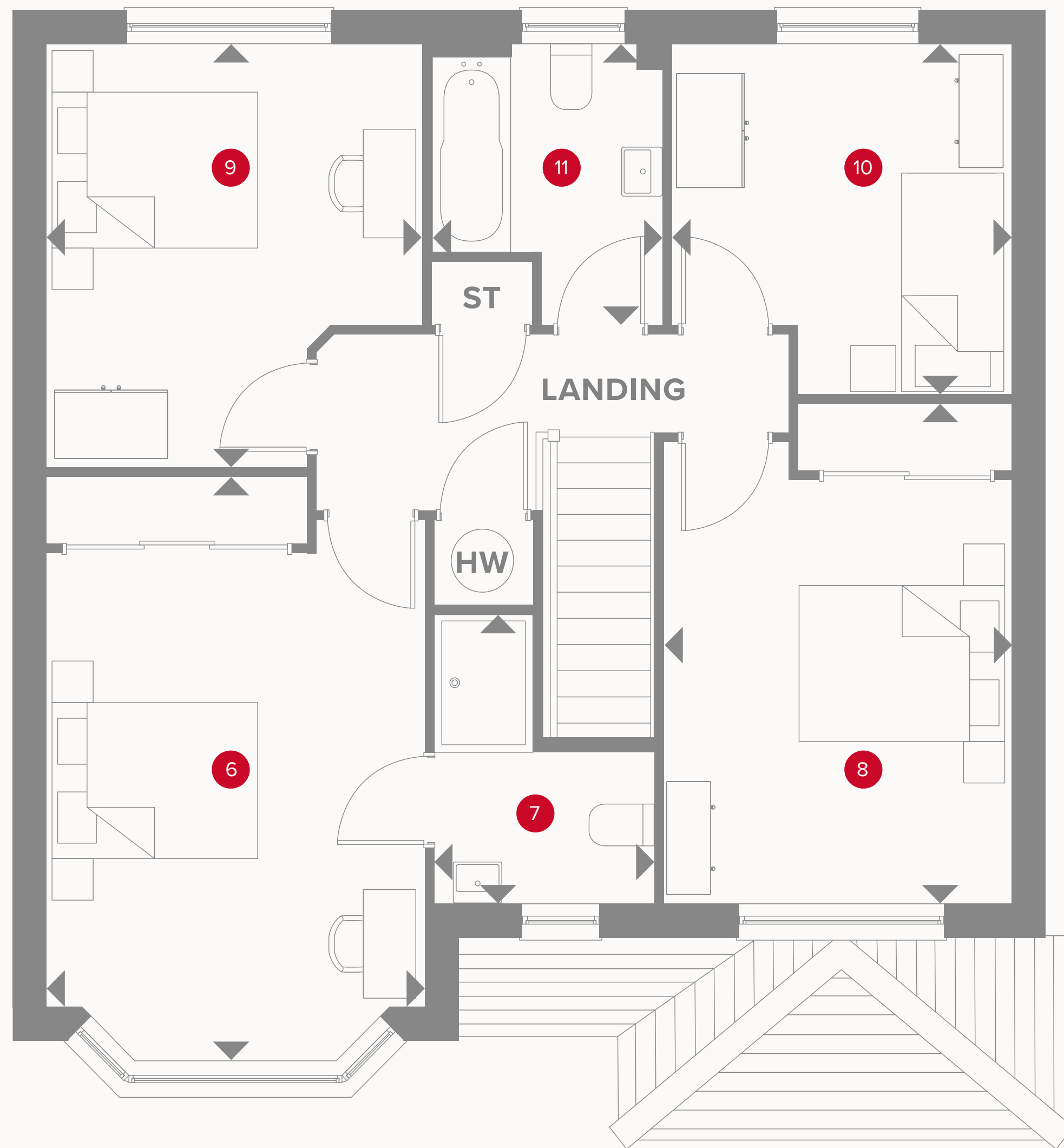
1	Lounge	16'0" x 10'10"	4.87 x 3.29 m
2	Kitchen/ Dining	21'8" x 12'9"	6.60 x 3.88 m
3	Cloaks	5'10" x 3'1"	1.78 x 0.94 m
4	Utility	6'8" x 5'10"	2.02 x 1.78 m
5	Garage	19'8" x 9'10"	6.00 x 3.00 m



KEY


-  Hob
- OV** Oven
- FF** Fridge/freezer
- TD** Tumble dryer space

-  Dimensions start
- ST** Storage cupboard
- WM** Washing machine space
- DW** Dish washer space



THE OXFORD FIRST FLOOR

6	Bedroom 1	16'8" x 10'10"	5.08 x 3.29 m
7	En-suite	8'3" x 6'5"	2.51 x 1.96 m
8	Bedroom 2	14'2" x 10'0"	4.33 x 3.05 m
9	Bedroom 3	12'0" x 10'10"	3.66 x 3.29 m
10	Bedroom 4	9'11" x 9'9"	3.03 x 2.97 m
11	Bathroom	7'11" x 6'8"	2.42 x 2.04 m



KEY

- ◀ Dimensions start
- HW Hot water storage



Customers should note this illustration is an example of the Oxford house type. All dimensions indicated are approximate and the furniture layout is for illustrative purposes only. Homes may be 'handed' (mirror image) versions of the illustrations, and may be detached, semi-detached or terraced. Materials used may differ from plot to plot including render and roof tile colours. Detailed plans and specifications are available for inspection for each plot at our Sales Centre during working hours and customers must check their individual specifications prior to making a reservation.



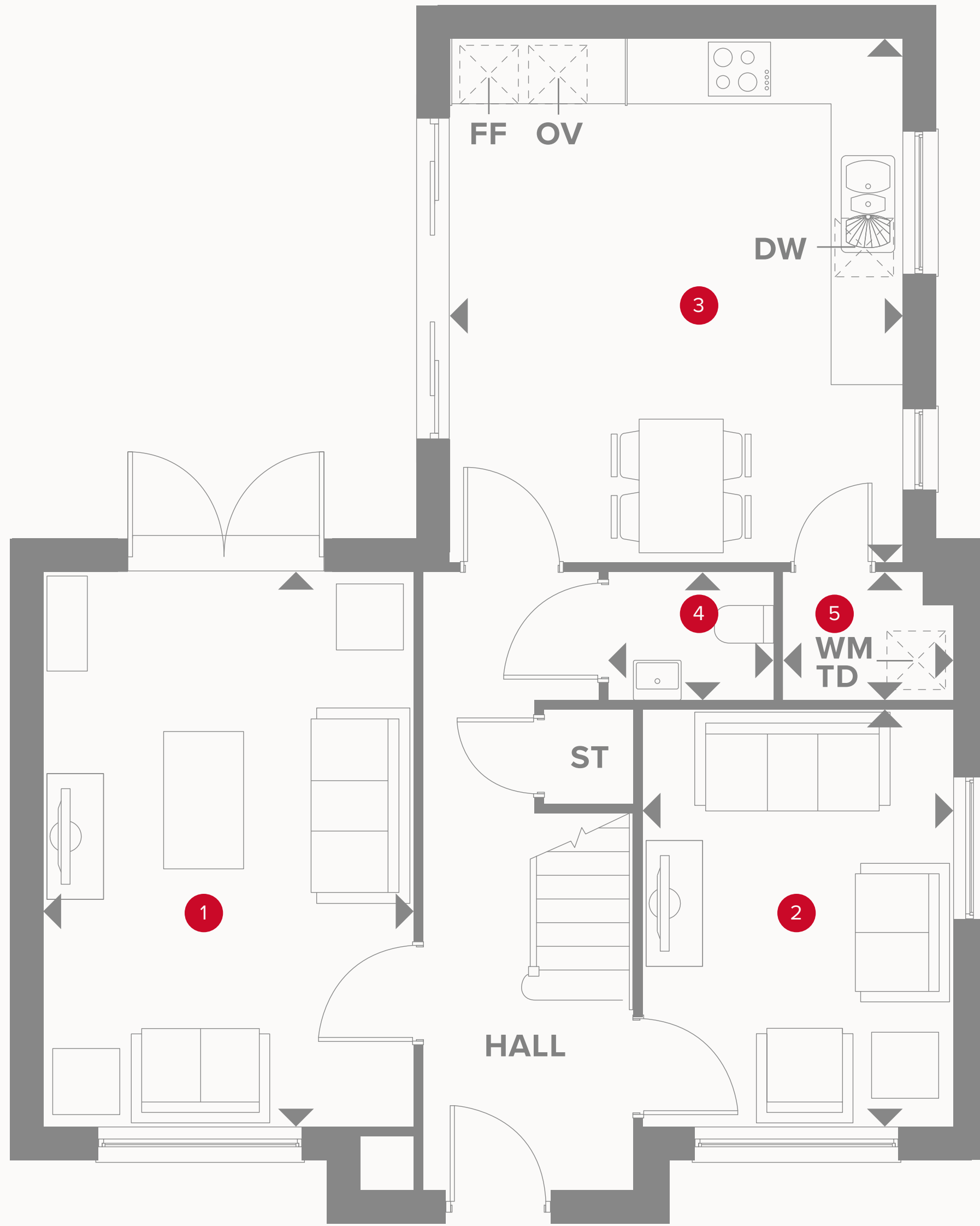
HERITAGE

- REDROW -

THE RUTHIN

FOUR BEDROOM HOME







THE RUTHIN GROUND FLOOR

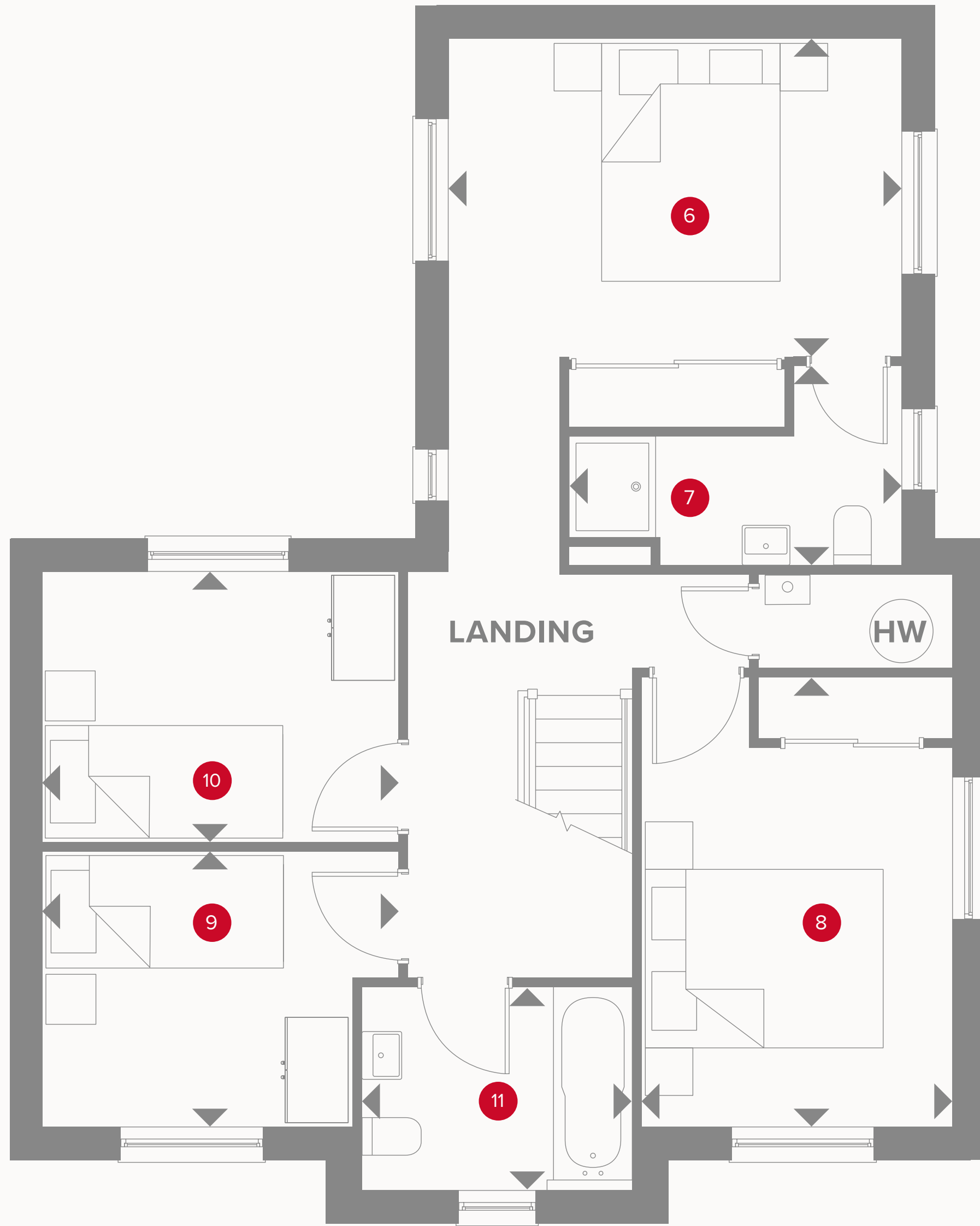
1	Lounge	15'11" x 10'8"	4.86 x 3.26 m
2	Family Room	12'1" x 8'11"	3.37 x 2.73 m
3	Kitchen/ Dining	15'1" x 12'11"	4.58 x 3.96 m
4	Cloaks	4'9" x 3'8"	1.46 x 1.11 m
5	Laundry	4'10" x 3'8"	1.49 x 3.26 m



KEY

-  Hob
- OV** Oven
- FF** Fridge/freezer
- TD** Tumble dryer space

-  Dimensions start
- ST** Storage cupboard
- WM** Washing machine space
- DW** Dish washer space



THE RUTHIN FIRST FLOOR

6	Bedroom 1	12'11" x 11'3"	3.96 x 3.42 m
7	En-suite	9'6" x 3'9"	2.92 x 1.14 m
8	Bedroom 2	12'11" x 8'11"	3.96 x 2.73 m
9	Bedroom 3	10'3" x 7'9"	3.13 x 2.37 m
10	Bedroom 4	8'11" x 7'11"	2.73 x 2.41 m
11	Bathroom	7'10" x 5'10"	2.39 x 1.77 m



KEY

- ◀ Dimensions start
- HW Hot water storage



Customers should note this illustration is an example of the Ruthin house type. All dimensions indicated are approximate and the furniture layout is for illustrative purposes only. Homes may be 'handed' (mirror image) versions of the illustrations, and may be detached, semi-detached or terraced. Materials used may differ from plot to plot including render and roof tile colours. Detailed plans and specifications are available for inspection for each plot at our Sales Centre during working hours and customers must check their individual specifications prior to making a reservation. All wardrobes are subject to site specification. Please see Sales Consultant for further details.



HERITAGE

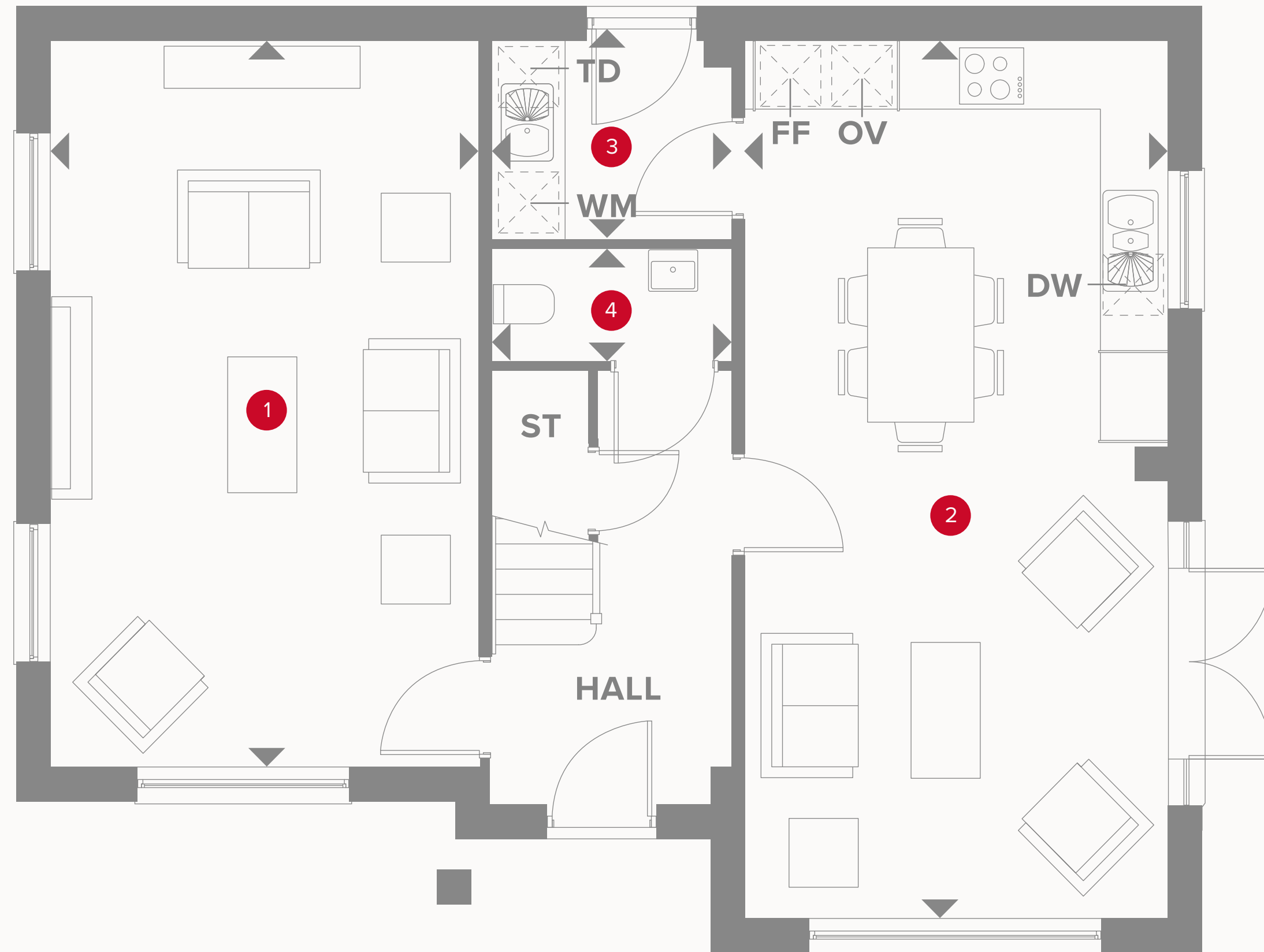
- REDROW -

THE SHAFTESBURY

FOUR BEDROOM HOME

 **REDROW**


THE SHAFTESBURY GROUND FLOOR




1	Lounge	21'2" x 11'8"	6.44 x 3.56 m
2	Kitchen/ Dining/ Family	25'7" x 11'7"	7.79 x 3.52 m
3	Utility	6'6" x 5'9"	1.99 x 1.75 m
4	Cloaks	6'6" x 3'4"	1.99 x 1.01 m



KEY

-  Hob
- OV** Oven
- FF** Fridge/freezer
- TD** Tumble dryer space

-  Dimensions start
- ST** Storage cupboard
- WM** Washing machine space
- DW** Dish washer space

THE SHAFTESBURY FIRST FLOOR



5	Bedroom 1	12'5" x 11'9"	3.80 x 3.62 m
6	En-suite	8'5" x 4'5"	2.58 x 1.38 m
7	Bedroom 2	11'5" x 10'1"	3.52 x 3.08 m
8	Bedroom 3	11'9" x 8'4"	3.62 x 2.55 m
9	Bedroom 4	9'7" x 8'3"	2.96 x 2.52 m
10	Bathroom	7'5" x 6'6"	2.30 x 2.01 m



KEY

- ◀ Dimensions start
- HW Hot water storage



Customers should note this illustration is an example of the Shaftesbury house type. All dimensions indicated are approximate and the furniture layout is for illustrative purposes only. Homes may be 'handed' (mirror image) versions of the illustrations, and may be detached, semi-detached or terraced. Materials used may differ from plot to plot including render and roof tile colours. Detailed plans and specifications are available for inspection for each plot at our Sales Centre during working hours and customers must check their individual specifications prior to making a reservation.

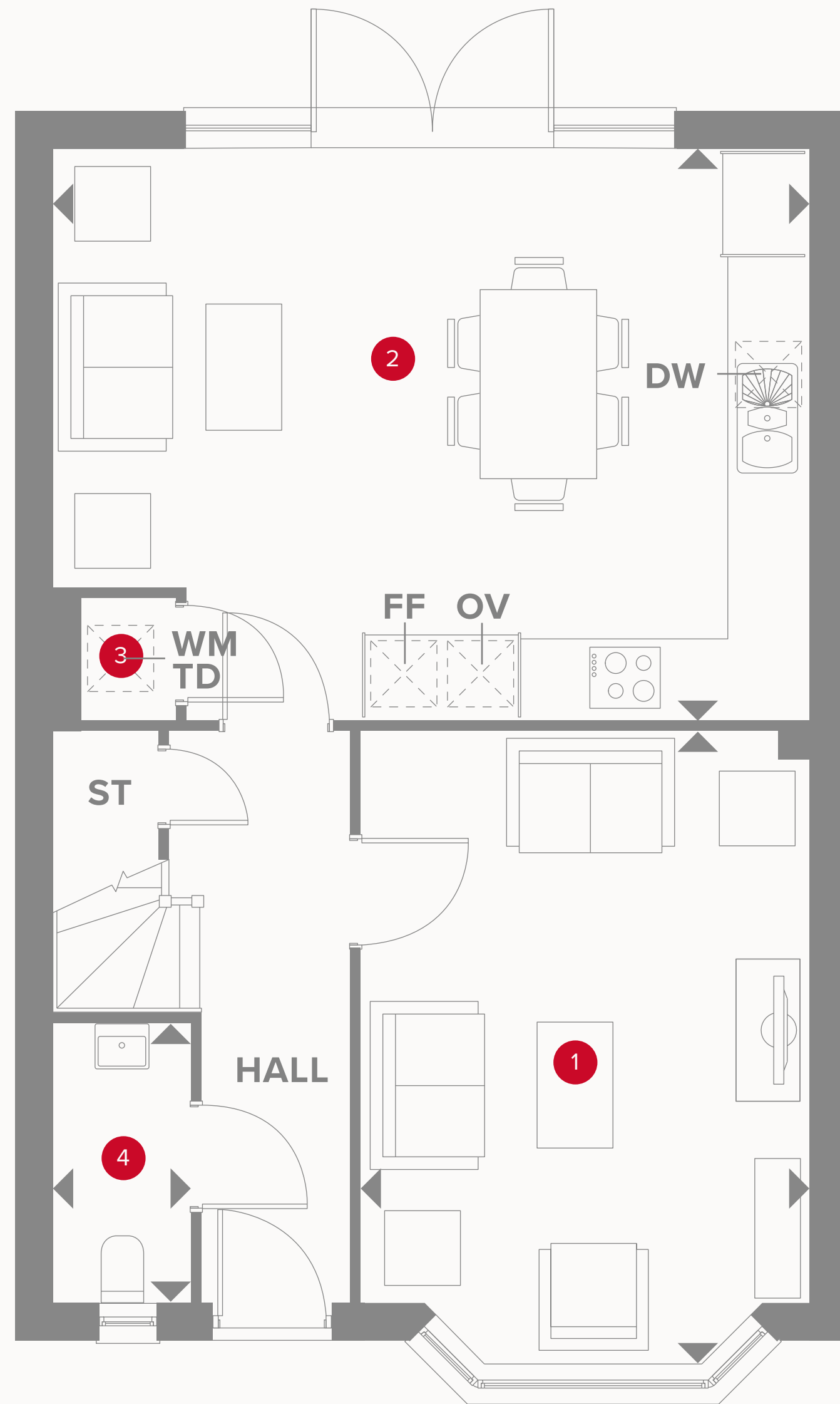


HERITAGE
- REDROW -

THE STRATFORD

FOUR BEDROOM HOME

 **REDROW**





THE STRATFORD GROUND FLOOR

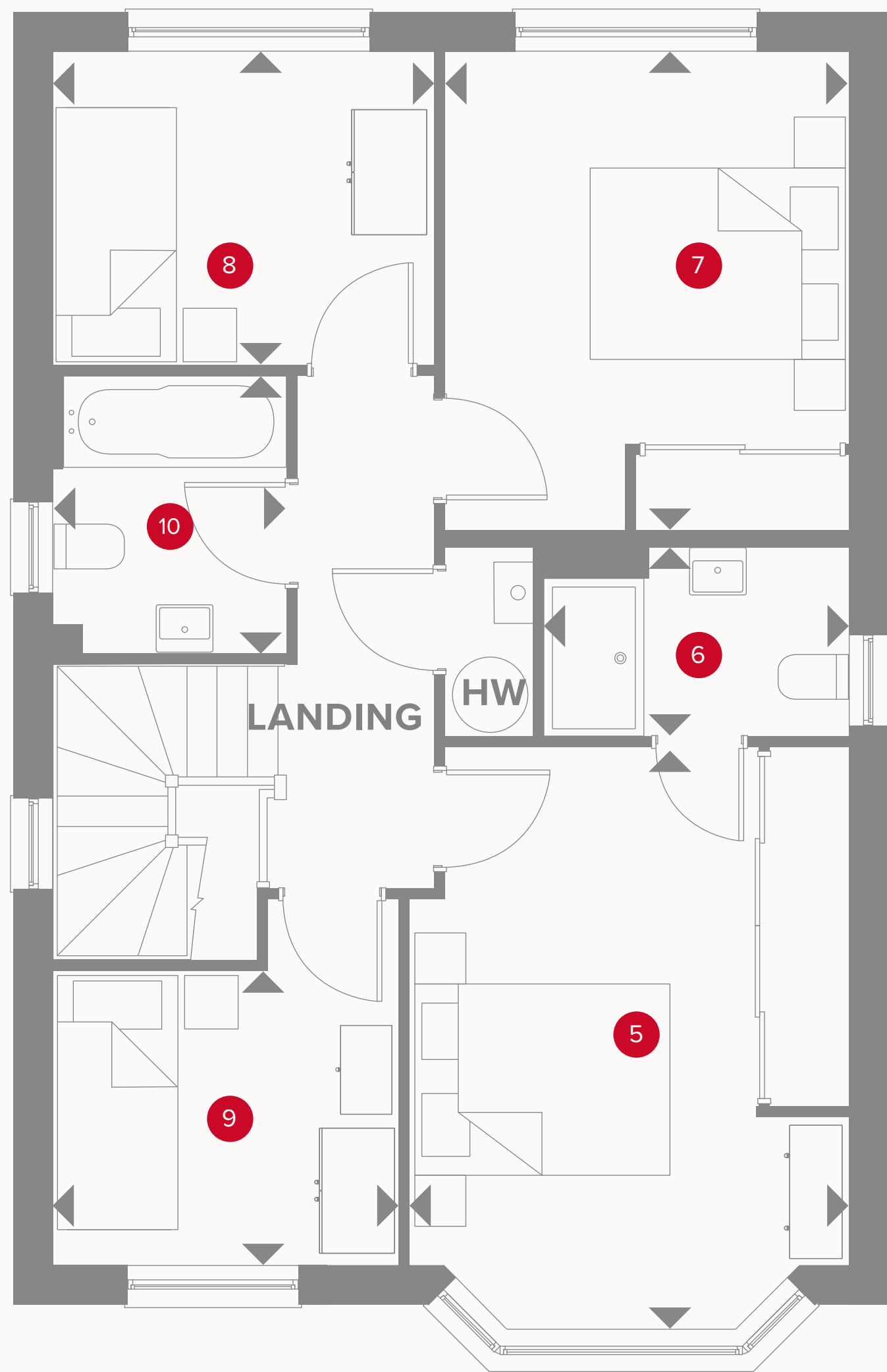
1	Lounge	16'4" x 11'6"	4.97 x 3.51 m
2	Family/ Kitchen/ Dining	19'8" x 14'9"	5.99 x 4.49 m
3	Laundry	3'1" x 2'5"	0.93 x 0.74 m
4	Cloaks	7'3" x 3'6"	2.20 x 1.06 m



KEY


-  Hob
- OV** Oven
- FF** Fridge/freezer
- TD** Tumble dryer space

-  Dimensions start
- ST** Storage cupboard
- WM** Washing machine space
- DW** Dish washer space



THE STRATFORD FIRST FLOOR

5	Bedroom 1	14'3" x 10'10"	4.35 x 3.30 m
6	En-suite	7'6" x 4'7"	2.28 x 1.39 m
7	Bedroom 2	11'11" x 9'11"	3.62 x 3.02 m
8	Bedroom 3	9'5" x 7'8"	2.88 x 2.34 m
9	Bedroom 4	8'6" x 7'3"	2.60 x 2.20 m
10	Bathroom	6'11" x 5'9"	2.10 x 1.76 m



KEY

- ◀ Dimensions start
- HW Hot water storage



Customers should note this illustration is an example of the Stratford house type. All dimensions indicated are approximate and the furniture layout is for illustrative purposes only. Homes may be 'handed' (mirror image) versions of the illustrations, and may be detached, semi-detached or terraced. Materials used may differ from plot to plot including render and roof tile colours. Detailed plans and specifications are available for inspection for each plot at our Sales Centre during working hours and customers must check their individual specifications prior to making a reservation. All wardrobes are subject to site specification. Please see Sales Consultant for further details.



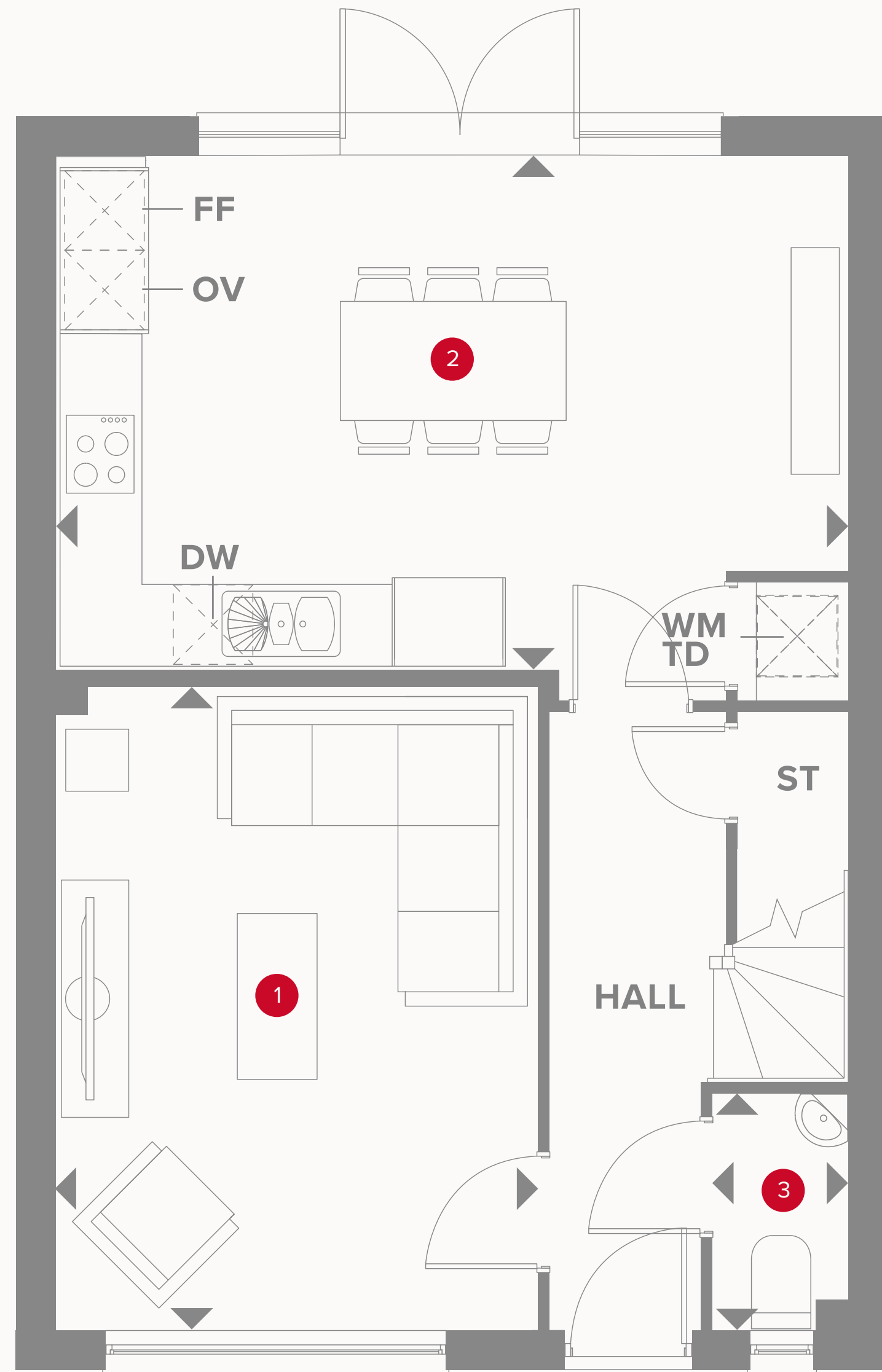
HERITAGE

- REDROW -

THE WARWICK

THREE BEDROOM HOME







THE WARWICK GROUND FLOOR

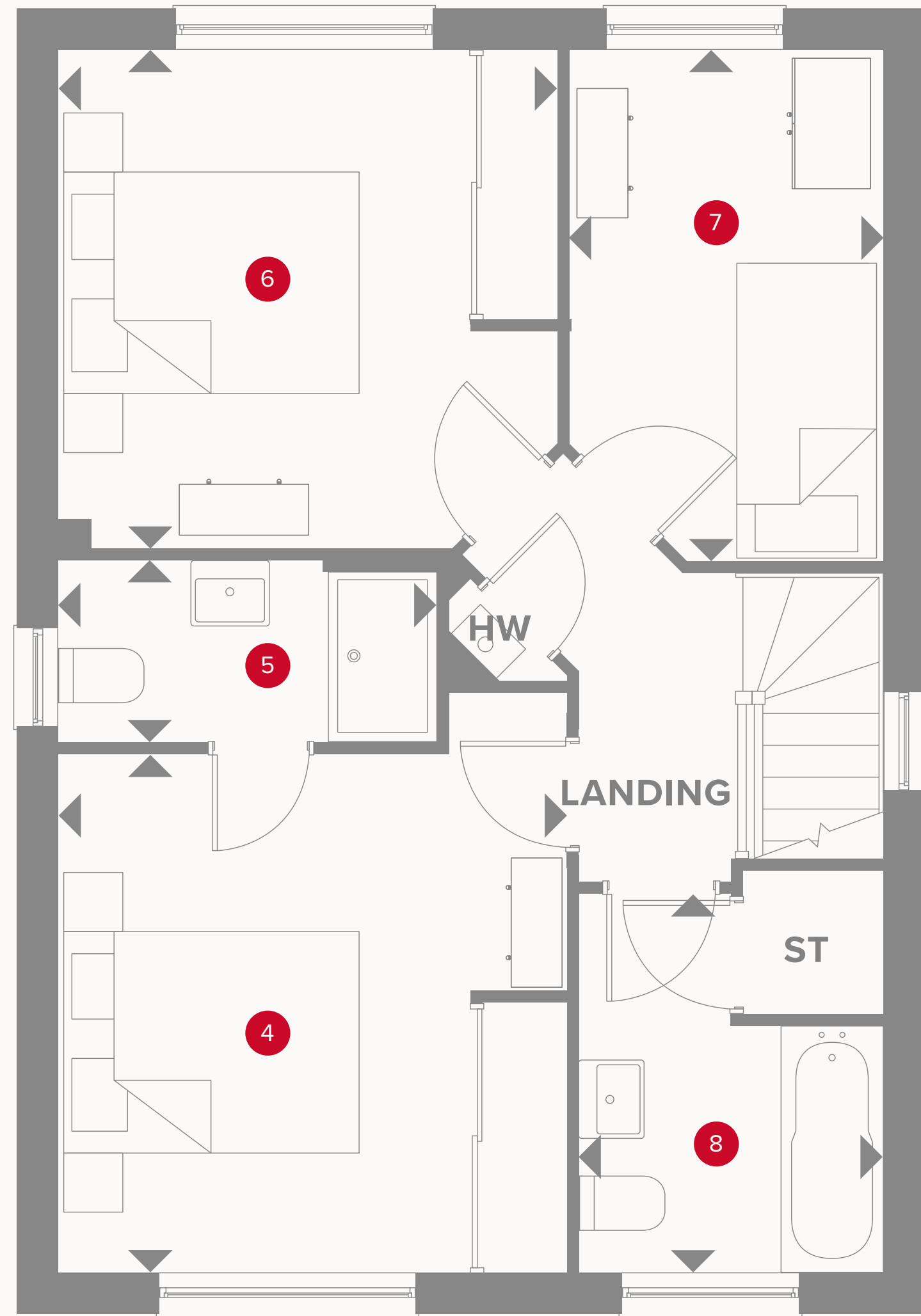
1	Lounge	15'5" x 11'7"	4.71 x 3.52 m
2	Kitchen/ Dining	18'11" x 12'3"	5.77 x 3.73 m
3	Cloaks	5'7" x 3'3"	1.71 x 0.98 m



KEY

-  Hob
- OV** Oven
- FF** Fridge/freezer
- TD** Tumble dryer space

-  Dimensions start
- ST** Storage cupboard
- WM** Washing machine space
- DW** Dish washer space



THE WARWICK FIRST FLOOR

4	Bedroom 1	11'11" x 11'8"	3.63 x 3.55 m
5	En-suite	8'8" x 4'2"	2.64 x 1.28 m
6	Bedroom 2	11'5" x 11'5"	3.49 x 3.49 m
7	Bedroom 3	11'9" x 7'2"	3.58 x 2.19 m
8	Bathroom	8'8" x 7'0"	2.65 x 2.13 m



KEY

- ◀ Dimensions start
- HW** Hot water storage



Customers should note this illustration is an example of the Warwick house type. All dimensions indicated are approximate and the furniture layout is for illustrative purposes only. Homes may be 'handed' (mirror image) versions of the illustrations, and may be detached, semi-detached or terraced. Materials used may differ from plot to plot including render and roof tile colours. Detailed plans and specifications are available for inspection for each plot at our Sales Centre during working hours and customers must check their individual specifications prior to making a reservation.

SKILFUL EXECUTION

—
Quality is never an accident, it is always the result of high intention to detail. It represents the wise choice of many alternatives.



PLAN YOUR DREAM HOME



KITCHEN & UTILITY

Kitchen Styles

Moore's Kitchens. A range of quality kitchen styles available (with lighting to the underside of wall units). Please see My Redrow or Sales Consultant for further details.

Breakfast Bar Island

In selected house-types only.

Work Surfaces

Range of quality work surfaces available. Please see My Redrow or Sales Consultant for further details.
Splashback to hob in Stainless Steel.

Kitchen & Dining Lighting


Pendant lights.
Please see Sales Consultant for further details.

Switches & Sockets

Switches & sockets.
Please see Sales Consultant for further details.

Appliances

Integrated Fridge Freezer.
Double Oven
60cm Ceramic Hob.
90cm Ceramic Hob.
60cm Cooker Hood.
90cm Cooker Hood.
See Sales Consultant for combinations.



INTERIOR

Consumer Unit

Internal Doors

Cambridge door.

Internal Door Furniture

Tortosa or Vilanova lever. To all house-types.

Skirting to Ground

‘Torus’ profile MDF, 194 x 14.5mm, with satin white paint finish to all housetypes.

Skirting to Upper Floors

‘Torus’ profile MDF 119 x 14.5mm, with white satin paint finish in house-types up to 1400 sqft.

‘Torus’ profile MDF 194 x 14.5mm, with white satin paint finish in house-types over 1400 sqft.

Architrave to Ground

69mm x 14.5mm, satin white paint finish to house-types up to 1400 sqft.

Architrave to Upper Floors

58mm x 14.5mm section size, satin white paint finish to all housetypes up to 1400 sqft.

69mm x 14.5mm section size to house-types 1400 sqft and above.

Ceilings

Flat skim finish with Crown white emulsion paint decoration.

Walls

Crown pale Cashew emulsion paint finish.

Staircase

White painted with ash handrail.

Radiators

Myson Round top radiators.

Decorative Radiator

Myson Vertical Style in white. Selected house-types only, refer to drawing.

Central Heating

System via a combination of boiler, thermostatic radiator valves and room thermostats.

Mains Pressure Cylinder

Therma Q.

Lighting

Pendant lights.

OUR LUXURY
SPECIFICATIONS
ARE CAREFULLY
CONSIDERED
**AND BEAUTIFULLY
DESIGNED TO MAKE
THE MOST OF YOUR
NEW HOME**



BATHROOM & CLOAKROOM

Sanitaryware

Ideal Standard Arc by Sottini.

Bathroom

Tempo Bath

Tempo Arc 170cm x 70cm, water saver.
Bath in white.

Bath Panel

Unilux white panel.

Wall Tiles

To bathroom, cloakroom and en-suite.
Tiling by Porcelanosa.

Please see Sales Consultant for further details.

Shower over Bath

Shower valve together with bath screen fitted
above bath when no shower enclosure.

Shower Valve

To bathroom and en-suite.
Aqualisa Alto Bar Valve to all housetypes.

Shower Screen

Shower Tray

Low profile shower tray in white.
Large shower tray for walk-in showers

Mirror


To be fitted above the bathroom and en-suite
washbasins where possible.

Towel Warmer

Curved finish.
Bar towel warmers in polished chrome
finish complete
with chrome TRV valves.

Shaver Socket

White finish.



EXTERIOR

Numeral Plaque

House number to Front of property on numeral plaque to match the colour of the front door except when white, then numeral to be black.

Fascia & Soffit

uPVC fascia and vented soffit board in white profile.

Rainwater System

The rainwater gutters and downpipes finish to be black for brick and render elevations.

Waney Lapped Boarding

Treated waney larch lapped boarding to be fixed all as indicated on house type elevation drawings.

Windows

Sealed double glazed uPVC windows, in white finish.

Door Bell

Push with transformer.

Light to Front

Vertical Tile Hanging

Vertical tile hanging to be in a plain tile where indicated on the house type elevation.

Garage

Steel Hörmann door.

Please refer to the External Finishing Schedule to confirm the external finish selected for each property. Please see Sales Consultant for further details.

Power

Light & double socket to all integral garages.

Front Garden

Turf to front garden. Refer to layout for landscaping details.

Paving

Buff Riven slabs indicated on drawing.

External Fencing/Gates

Side and rear – 1.8 High Fencing.

Gate – 1.8 High timber gate.

Driveway – Tarmac drive.

Outside Tap – Outside tap, refer to drawing for location.

OUR COMMITMENT TO HOME-BUYERS

Customer charter

At Redrow, we're committed to delivering a quality service throughout the whole home-buying process and beyond. This Customer Charter sets out our commitment to you, our customer.

Full details of our services will be provided to you when you reserve your new Redrow home. We will also comply with the requirements of the New Homes Quality Code, which is displayed in our Customer Experience Suites and Sales Centres. A copy of the Code is also on our website at www.redrow.co.uk

- Please ask a Sales Consultant if you require a printed hard copy.
- We will provide you with full details and clear information about your chosen home.
- We will provide trained and knowledgeable staff to assist you in the home buying process.
- We will be available to answer any questions you may have and will provide you with any relevant contact details.
- We will ensure our services are accessible, meeting differing customer needs to ensure transparency and equality throughout every contact with us.
- We will assist you during the selection of Standard Choices and Optional Extras for your new home.
- We will provide you with health and safety advice to minimise the risk of danger during construction and in the use of your new home after you move in.
- We will provide you with reliable information about the Buildmark Cover, and any other cover from which you may benefit.
- We will keep you fully informed about the completion and occupation of your new home and offer you the ability to visit and view your new home with an accredited person before you move in.
- We will ensure that the functions and facilities of your home are demonstrated to you prior to moving in and that you have access to information to continue to assist with this once you move in.
- We will inform you about the after-sales service we provide. Our aim is to deal effectively and efficiently with both routine service matters and with any emergencies.
- We will provide you with details of who to contact if you believe we have not satisfactorily fulfilled our Charter commitments.
- We will always treat our customers with respect and civility and ask that you show our colleagues and working partners the same courtesy. Where necessary to protect our colleagues, we are within our rights to take action which may include limiting or ceasing communication.



OUR REQUIREMENTS AS HOME-BUILDERS

The New Homes Quality Code: Statement of Principles

This **Statement of Principles** (the core principles) sets out the main principles which registered developers agree to follow to benefit their customers.

1. FAIRNESS

Treat customers fairly throughout the buying and after-sales process.

2. SAFETY

Carry out and complete work in line with all regulations and requirements that apply to the new home, as set out by the Government, and have the necessary certificates from an appropriately approved body to show they have done this.

3. QUALITY

Complete all work to a high standard in line with all building and other standards and regulations that apply, as well as to the specification for the new home, and make sure that completion does not take place until the new home is complete (see section 2 of this code).

4. SERVICE

Have in place systems, processes and staff training to meet the customer service requirements of the code, and not use high-pressure selling techniques to influence a customer's decision to buy a new home.

5. RESPONSIVENESS

Have in place a reliable after-sales service and effective complaints procedure to make sure responses to customer queries are clear, thorough and provided in good time.

6. TRANSPARENCY

Provide clear and accurate information about buying the new home, including tenure and any costs the customer may have to pay in the future, such as ground rents and service charges.

7. INDEPENDENCE

Make sure that customers know they should appoint independent legal advisers when buying a new home and that they have the right to ask for an independent pre-completion inspection before completion takes place.

8. INCLUSIVITY

Take steps to identify and provide appropriate support to vulnerable customers and make sure the code is available to all customers, including in appropriate formats and languages.

9. SECURITY

Make sure there are reasonable financial arrangements in place, through insurance or otherwise, to meet all their obligations under the code, including repaying deposits when they are due and any financial awards made by the New Homes Ombudsman Service.

10. COMPLIANCE

Meet the requirements of the code and the New Homes Ombudsman Service.



