



**HERITAGE**

- REDROW -

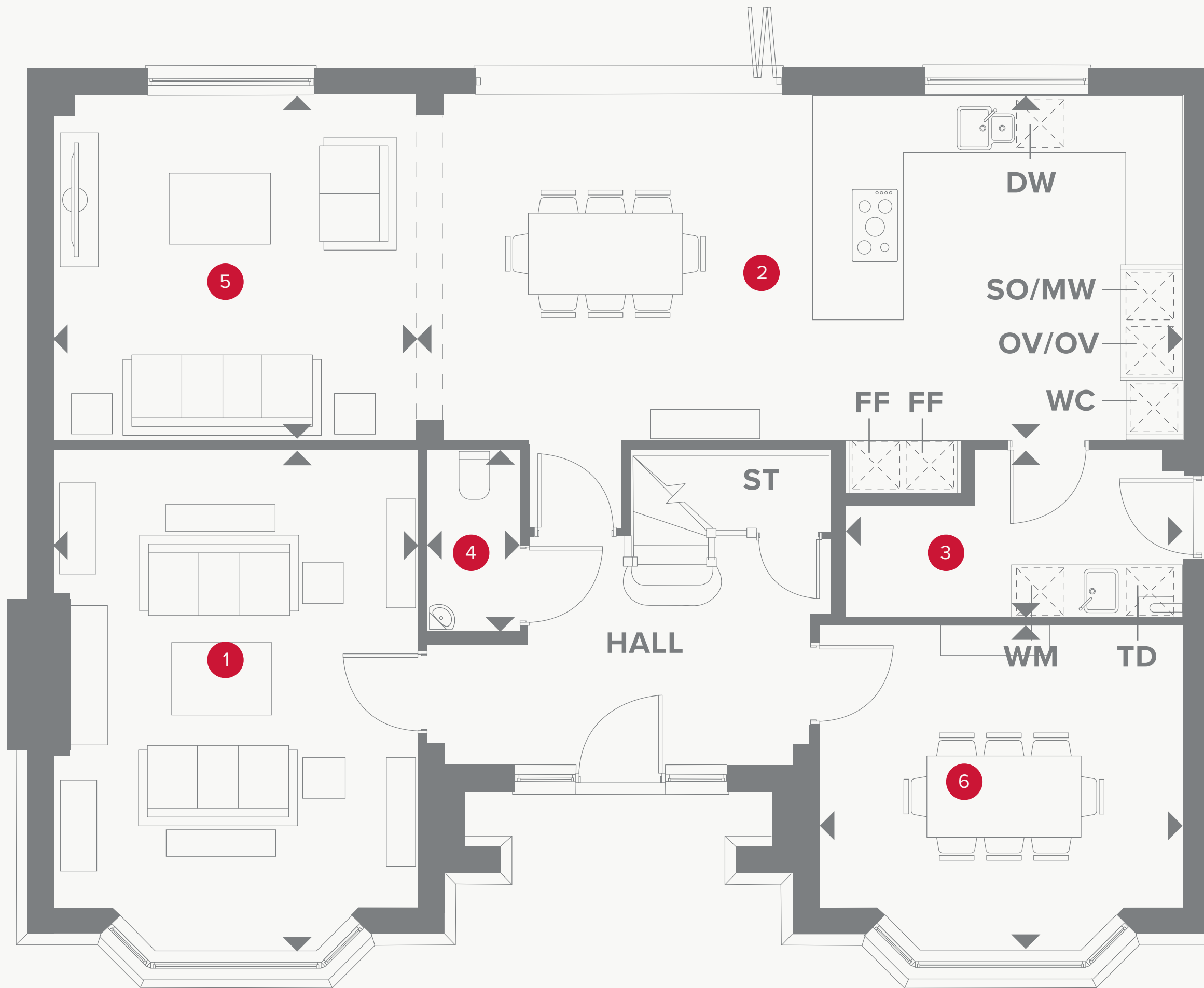
# THE BLENHEIM

FIVE BEDROOM HOME






# THE BLENHEIM GROUND FLOOR




1	Lounge	17'11" x 13'0"	5.47 x 3.97 m
2	Kitchen/Breakfast	27'8" x 12'4"	8.44 x 3.76 m
3	Utility/Boot Room	12'2" x 6'0"	3.70 x 1.83 m
4	Cloaks	6'6" x 3'3"	1.98 x 1.00 m
5	Family	13'0" x 12'4"	3.97 x 3.76 m
6	Dining/Study	13'0" x 11'8"	3.97 x 3.56 m



## KEY

 Hob  
**OV** Oven  
**FF** Fridge Freezer  
**ST** Storage cupboard

 Dimensions start  
**TD** Tumble dryer space  
**WM** Washing machine space  
**DW** Dishwasher space

**WC** Wine cooler  
**MW** Microwave  
**SO** Steam Oven

# THE BLENHEIM FIRST FLOOR



7	Bedroom 1	14'5" x 13'3"	4.48 x 4.04 m
8	En-suite	8'3" x 7'6"	2.51 x 2.29 m
9	Dressing	8'0" x 6'9"	2.43 x 2.06 m
10	Bedroom 2	15'2" x 8'9"	4.63 x 2.70 m
11	En-suite 2	8'10" x 3'11"	2.70 x 1.19 m
12	Bedroom 3	15'9" x 8'9"	4.79 x 2.67 m
13	Bedroom 4	12'7" x 10'8"	3.83 x 3.26 m
14	Bedroom 5	12'4" x 8'6"	3.76 x 2.59 m
15	Bathroom	8'10" x 7'1"	2.70 x 2.15 m
16	Landing	9'7" x 7'0"	2.97 x 2.14 m



## KEY

- ◀ Dimensions start
- HW Hot water storage

**CONSUMER  
CODE FOR  
HOME BUILDERS**  
[www.consumercode.co.uk](http://www.consumercode.co.uk)

Customers should note this illustration is an example of the Blenheim house type. All dimensions indicated are approximate and the furniture layout is for illustrative purposes only. Homes may be 'handed' (mirror image) versions of the illustrations, and may be detached, semi-detached or terraced. Materials used may differ from plot to plot including render and roof tile colours. Detailed plans and specifications are available for inspection for each plot at our Sales Centre during working hours and customers must check their individual specifications prior to making a reservation.