













EXPLORE THE PARKLANDS PHASE 2



KEY

 LETC LETCWORTH 3 BEDROOM SEMI-DETACHED HOME	 SHAF SHAFESBURY 4 BEDROOM DETACHED HOME
 STRQ STRATFORD LIFESTYLE 3 BEDROOM DETACHED HOME	 OXFO OXFORD 4 BEDROOM DETACHED HOME
 AMBY AMBERLEY 3 BEDROOM DETACHED HOME	 HARR HARROGATE 4 BEDROOM DETACHED HOME
 LEAQ LEAMINGTON LIFESTYLE 3 BEDROOM DETACHED HOME	 LEDS LEDHAM 4 BEDROOM DETACHED HOME
 OXFO OXFORD LIFESTYLE 3 BEDROOM DETACHED HOME	 RICH RICHMOND 4 BEDROOM DETACHED HOME
 CAMB CAMBRIDGE 4 BEDROOM DETACHED HOME	 HAMP HAMPSTEAD 5 BEDROOM DETACHED HOME

V - Visitor Parking
BCP - Bin Collection Point

This plan is indicative and is intended for guidance only and does not form part of any contract or agreement, nor does it show ownership boundaries, easements or wayleaves and is subject to change. For specific details, other than general site layout, please liaise directly with our Sales Consultant.



FUTURE PHASE

FUTURE PHASE

