



HERITAGE

- REDROW -

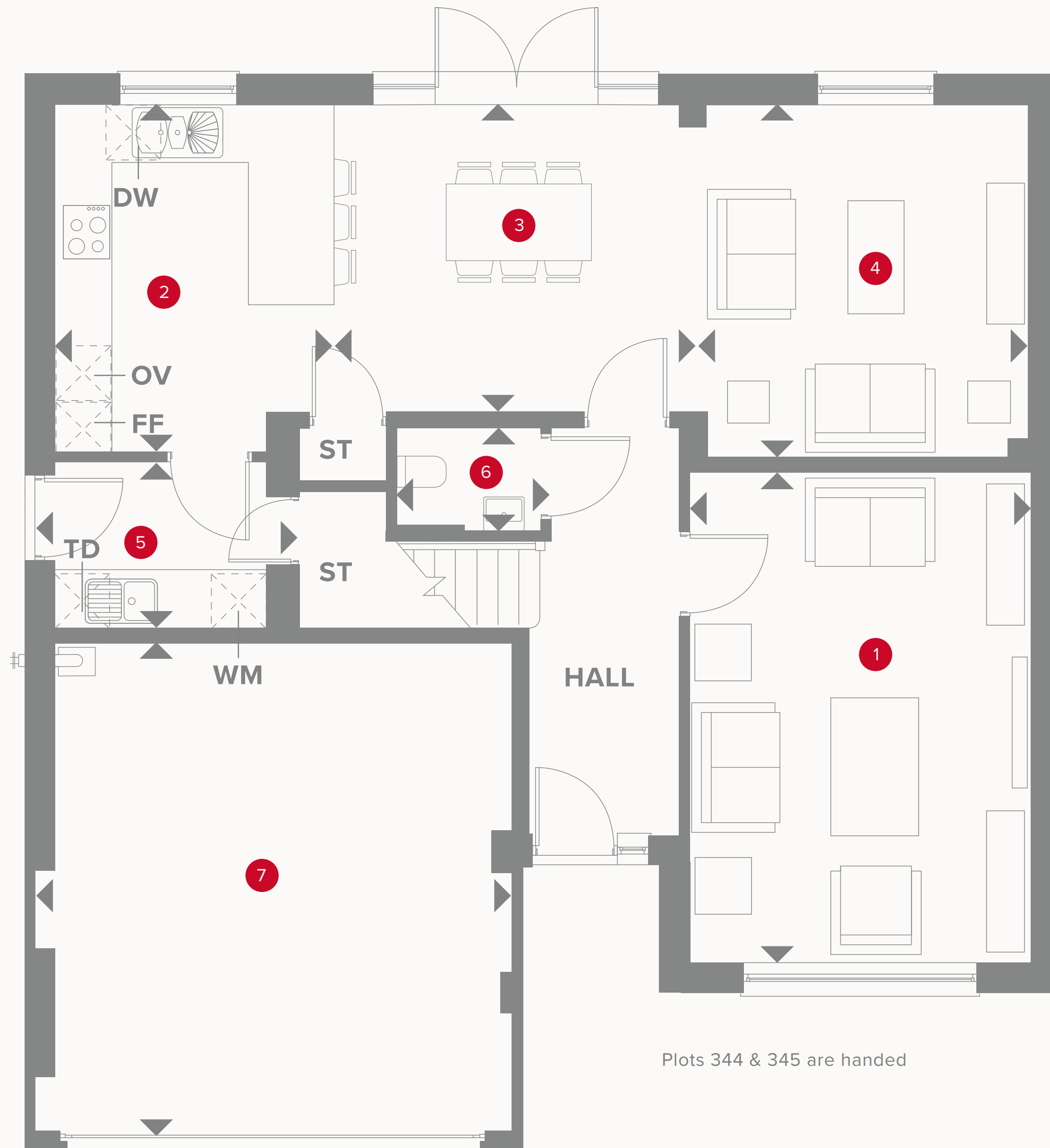
THE WELWYN

FOUR BEDROOM HOME

 **REDROW**


THE WELWYN GROUND FLOOR


1 Lounge	17'1" x 11'11"	5.21 x 3.63 m
2 Kitchen	12'5" x 9'9"	3.79 x 2.97 m
3 Dining	13'0" x 10'10"	3.95 x 3.29 m
4 Family	12'5" x 11'4"	3.78 x 3.46 m
5 Utility	7'4" x 5'7"	2.24 x 1.71 m
6 Cloaks	5'1" x 3'8"	1.56 x 1.12 m
7 Garage	17'2" x 16'0"	5.23 x 4.88 m

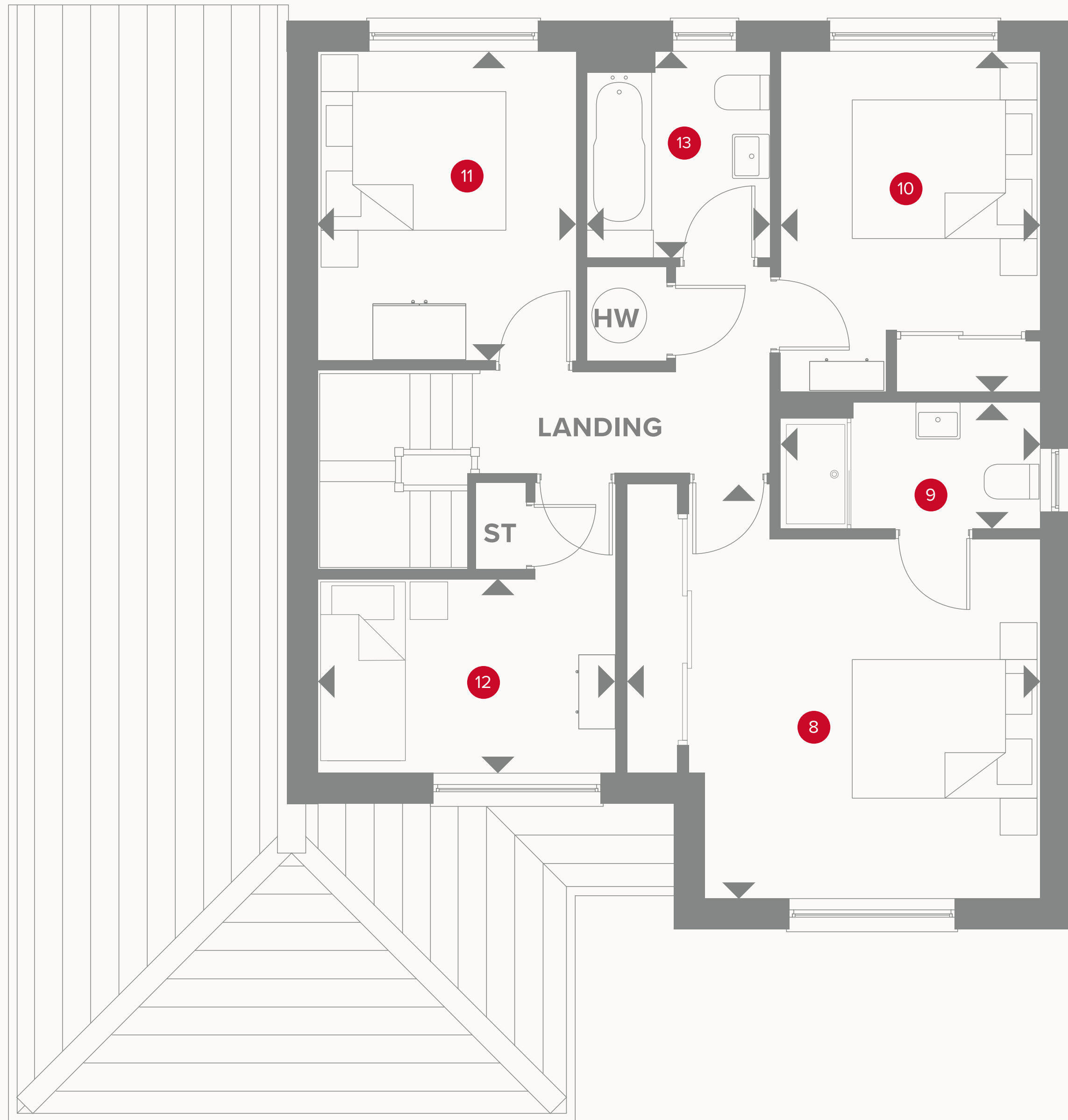


Plots 344 & 345 are handed

KEY

-  Hob
- OV** Oven
- FF** Fridge/freezer
- TD** Tumble dryer space

-  Dimensions start
- ST** Storage cupboard
- WM** Washing machine space
- DW** Dishwasher space



THE WELWYN FIRST FLOOR

8	Bedroom 1	14'9" x 14'6"	4.49 x 4.43 m
9	En-suite	9'3" x 4'6"	2.82 x 1.38 m
10	Bedroom 2	12'2" x 9'3"	3.70 x 2.82 m
11	Bedroom 3	11'0" x 9'3"	3.35 x 2.81 m
12	Bedroom 4	10'9" x 6'11"	3.27 x 2.11 m
13	Bathroom	7'4" x 6'6"	2.24 x 1.99 m



KEY

- ◀ Dimensions start
- ST Storage cupboard
- HW Hot water storage

**CONSUMER
CODE FOR
HOME BUILDERS**
www.consumercode.co.uk

Customers should note this illustration is an example of the Welwyn house type. All dimensions indicated are approximate and the furniture layout is for illustrative purposes only. Homes may be 'handed' (mirror image) versions of the illustrations, and may be detached, semi-detached or terraced. Materials used may differ from plot to plot including render and roof tile colours. Detailed plans and specifications are available for inspection for each plot at our Sales Centre during working hours and customers must check their individual specifications prior to making a reservation.