





















EXPLORE **ABBAY FIELDS & ABBAY WALK**



KEY

 LEDBURY 2 BEDROOM TERRACED HOME	 STRATFORD 4 BEDROOM DETACHED HOME
 LEDBURY 3 3 BEDROOM TERRACED HOME	 MARLOW 4 BEDROOM DETACHED HOME
 MALVERN 3 BEDROOM END TERRACED HOME	 OXFORD 4 BEDROOM DETACHED HOME
 LUDLOW 3 BEDROOM SEMI-DETACHED HOME	 CAMBRIDGE 4 BEDROOM DETACHED HOME
 LETCWORTH 3 BEDROOM SEMI-DETACHED HOME	 SHAFESBURY 4 BEDROOM DETACHED HOME
 WARWICK 3 BEDROOM DETACHED HOME	 CANTERBURY 4 BEDROOM DETACHED HOME
 AMBERLEY 3 BEDROOM DETACHED HOME	 HARROGATE 4 BEDROOM DETACHED HOME
 OXFORD LIFESTYLE 3 BEDROOM DETACHED HOME	 SUNNINGDALE 4 BEDROOM DETACHED HOME
 SHREWSBURY 4 BEDROOM DETACHED HOME	 HENLEY 4 BEDROOM DETACHED HOME
	 AFFORDABLE HOUSING

V - Visitor Parking
 B/S - Bin Collection Point
 S/S - Sub Station

This plan is indicative and is intended for guidance only and does not form part of any contract or agreement, nor does it show ownership boundaries, easements or wayleaves and is subject to change. For specific details, other than general site layout, please liaise directly with our Sales Consultant.

PARK

SCHOOL

EXISTING HOUSING

GARDEN CENTRE

NEW HOUSING

