



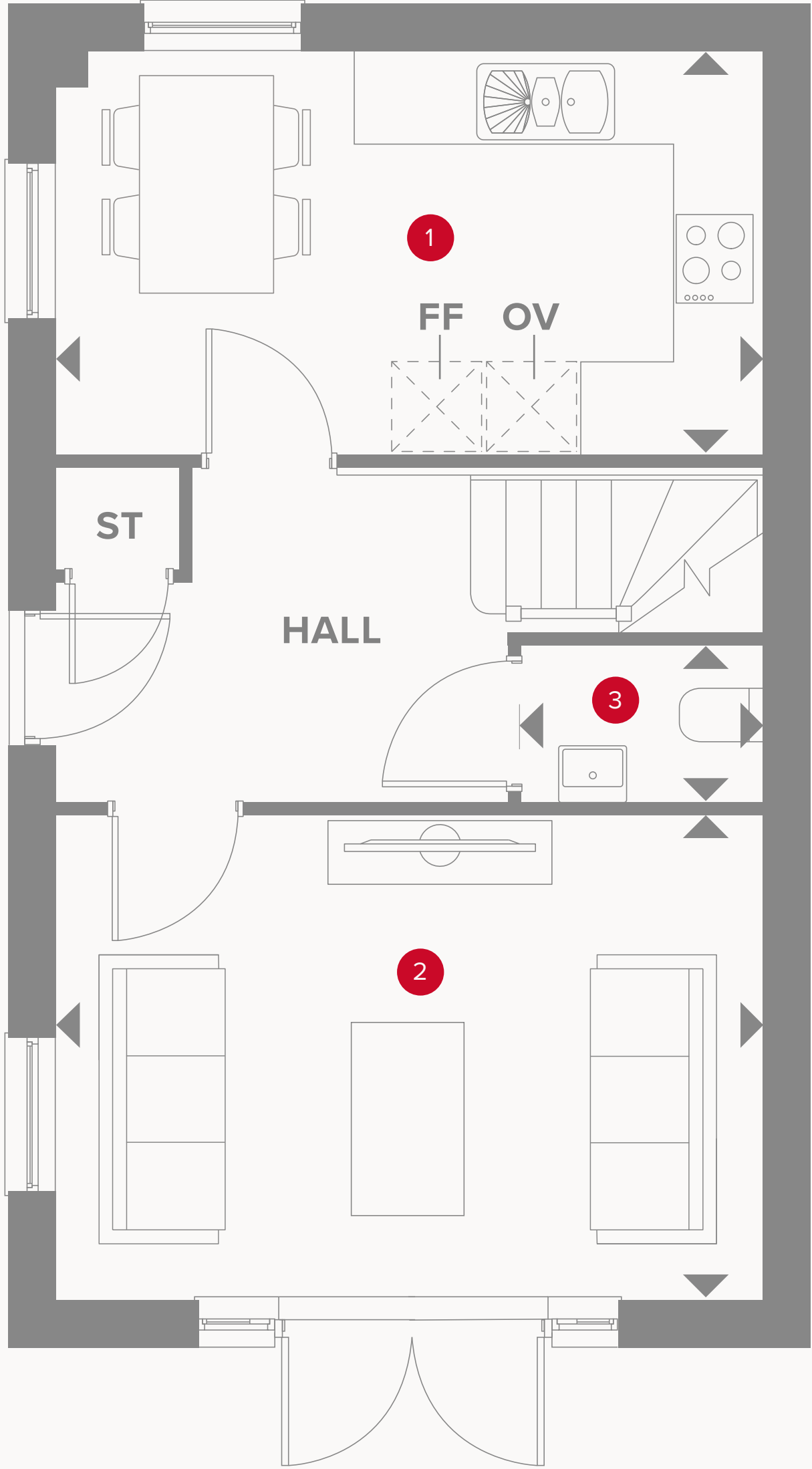
TAILORED

- REDROW -

THE RUTLAND

FOUR BEDROOM SEMI-DETACHED HOME





THE RUTLAND GROUND FLOOR

1 Kitchen/Dining	10'0" x 10'0"	3.05 x 3.05 m
2 Lounge	10'0" x 10'0"	3.05 x 3.05 m
3 Cloaks	5'0" x 5'0"	1.52 x 1.52 m

KEY

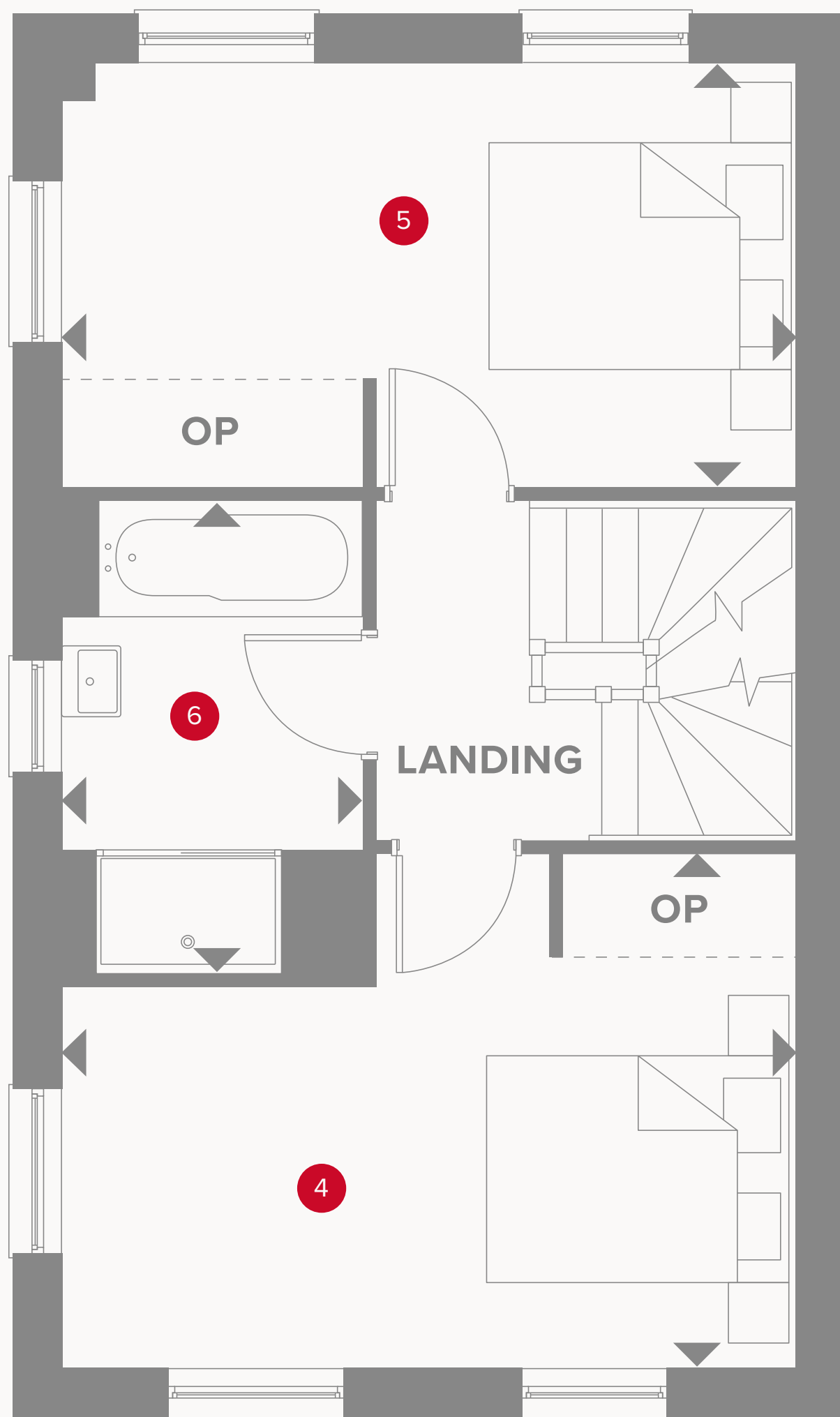
 Hob

 **OV** Oven

 **FF** Fridge/freezer

 Dimensions start

 **ST** Storage cupboard



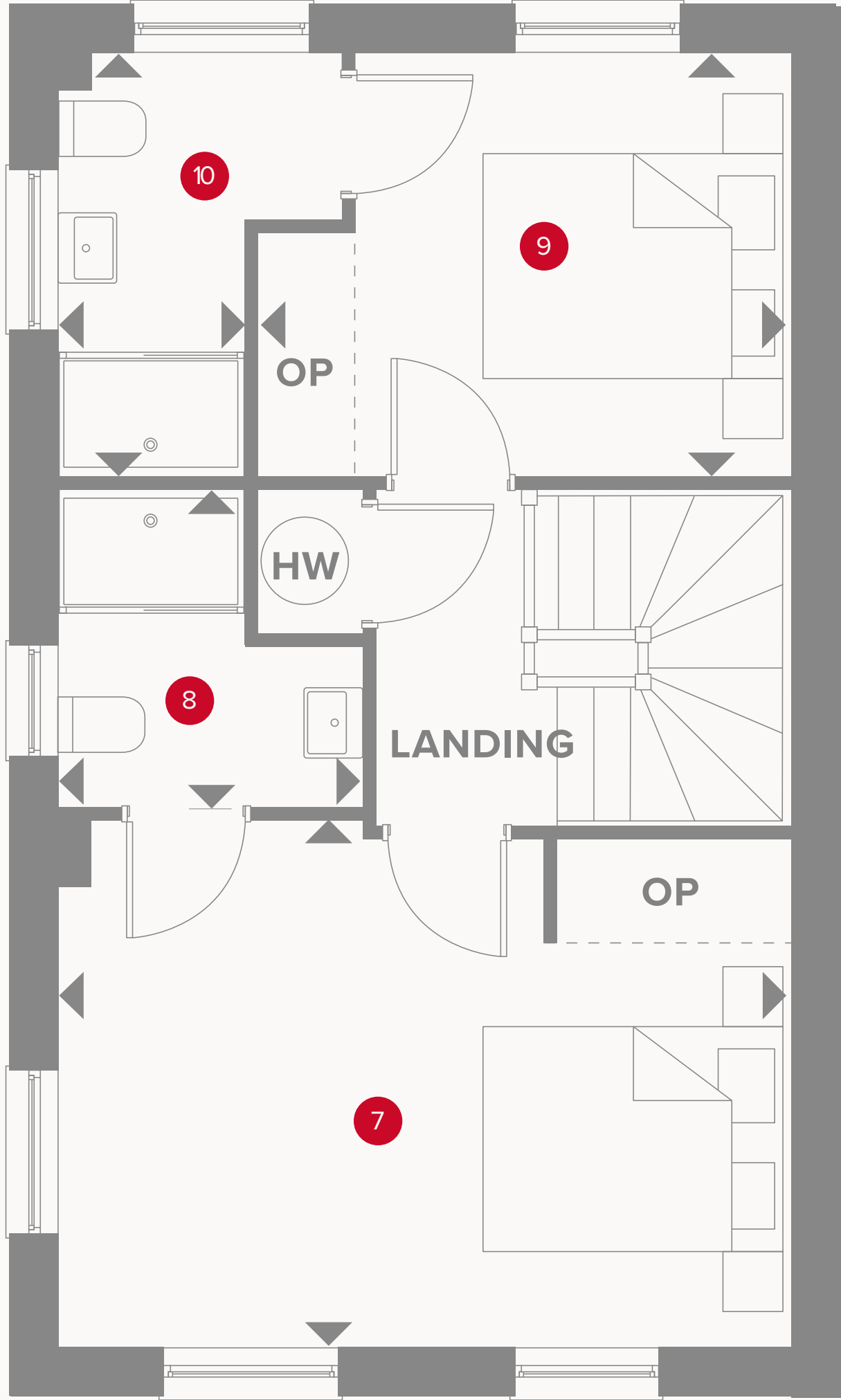
THE RUTLAND FIRST FLOOR

4	Bedroom 3	00'0" x 0'00"	0.00 x 0.00 m
5	Bedroom 4	00'0" x 0'00"	0.00 x 0.00 m
6	Bathroom	00'0" x 0'00"	0.00 x 0.00 m

KEY

HW Hot water cylinder
OP Optional Wardrobe

◀ Dimensions start



THE RUTLAND SECOND FLOOR

7	Bedroom 1	00'0" x 0'00"	0.00 x 0.00 m
8	Bedroom 1 En-suite	00'0" x 0'00"	0.00 x 0.00 m
9	Bedroom 2	00'0" x 0'00"	0.00 x 0.00 m
10	Bedroom 2 En-suite	00'0" x 0'00"	0.00 x 0.00 m



Customers should note this illustration is an example of the Rutland house type. All dimensions indicated are approximate and the furniture layout is for illustrative purposes only. Homes may be 'handed' (mirror image) versions of the illustrations, and may be detached, semi-detached or terraced. Materials used may differ from plot to plot including render and roof tile colours. Detailed plans and specifications are available for inspection for each plot at our Customer Experience Suite or Sales Centre during working hours and customers must check their individual specifications prior to making a reservation. Please note that the specification show in this plan may include optional upgrades from standard specification. Please speak with your Sales Consultant or visit MyRedrow for more information.

- KEY**
- ◀ Dimensions start
 - HW** Hot water Cylinder
 - OP** Optional wardrobe