

















# EXPLORE KECKWICK PARK DARESURY GARDEN VILLAGE MASTERPLAN



## KEY

 <b>AMBERLEY</b> 3 BEDROOM DETACHED HOME	 <b>WARWICK</b> 3 BEDROOM DETACHED HOME
 <b>BAKEWELL</b> 3 BEDROOM MEWS HOME	 <b>HARLECH</b> 4 BEDROOM DETACHED HOME
 <b>BUXTON</b> 3 BEDROOM MEWS HOME	 <b>HARROGATE</b> 4 BEDROOM DETACHED HOME
 <b>LETCHWORTH</b> 3 BEDROOM SEMI DETACHED HOME	 <b>MARLOW</b> 4 BEDROOM DETACHED HOME
 <b>LINCOLN 3</b> 3 BEDROOM SEMI DETACHED HOME	 <b>SHREWSBURY</b> 4 BEDROOM DETACHED HOME
 <b>OXFORD LIFESTYLE</b> 3 BEDROOM DETACHED HOME	 <b>STRATFORD END</b> 4 BEDROOM MEWS HOME
 <b>WARWICK 3 MEWS</b> 3 BEDROOM MID TERRACED HOME	 <b>STRATFORD</b> 4 BEDROOM DETACHED HOME
 <b>WARWICK</b> 3 BEDROOM MID TERRACED AND SEMI-DETACHED HOME	 <b>WINDSOR</b> 4 BEDROOM DETACHED HOME

S/S - Sub Station  
P/S - Pumping Station  
LAP - Local Area of Play  
NEAP - Neighbourhood Equipped Area of Play



This plan is indicative and is intended for guidance only and does not form part of any contract or agreement, nor does it show ownership boundaries, easements or wayleaves and is subject to change. For specific details, other than general site layout, please liaise directly with our Sales Consultant.

