
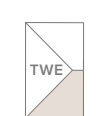



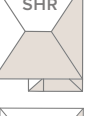
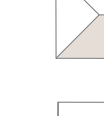


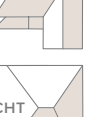
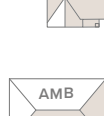


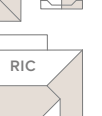







EXPLORE EMPEROR PARK PHASE 4

KEY

 SPEY 1 BEDROOM MAISONETTE HOME	 TWEED 4 BEDROOM SEMI-DETACHED HOME
 AVON END 2 BEDROOM END TERRACED HOME	 STRATFORD 4 BEDROOM DETACHED HOME
 AVON MID 2 BEDROOM MID TERRACED HOME	 SHREWSBURY 4 BEDROOM DETACHED HOME
 TAVY END 2 BEDROOM END TERRACED HOME	 WINDSOR 4 BEDROOM DETACHED HOME
 TAVY MID 2 BEDROOM MID TERRACED HOME	 MARLOW 4 BEDROOM DETACHED HOME
 LETCWORTH 3 BEDROOM SEMI-DETACHED HOME	 CHESTER 4 BEDROOM DETACHED HOME
 AMBERLEY 3 BEDROOM DETACHED HOME	 HENLEY 4 BEDROOM DETACHED HOME
 WARWICK 4 BEDROOM DETACHED HOME	 RICHMOND 4 BEDROOM DETACHED HOME
 OXFORD LIFESTYLE 3 BEDROOM DETACHED HOME	

AFFORDABLE HOUSING

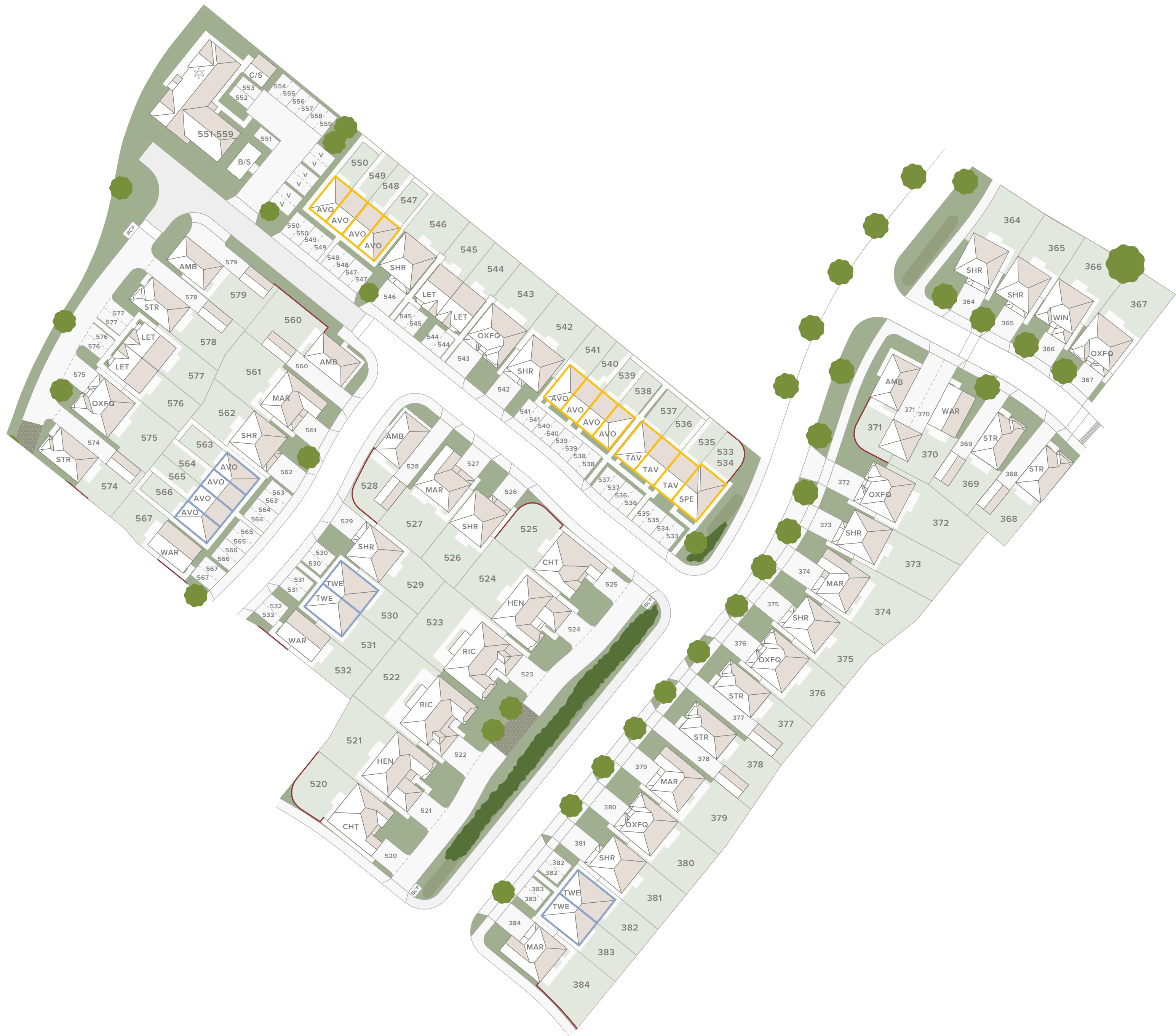
-  - Shared Ownership
-  - Affordable Rent

- B/S** - Bin Store
- C/S** - Cycle Store
- V** - Visitor Parking
- BCP** - Bin Collection Point
-  - Apartments
-  - Block Paving

This plan and the location of affordable homes is indicative and is intended for guidance only and does not form part of any contract or agreement, nor does it show ownership boundaries, easements or wayleaves and is subject to change.

For development and plot specific details inclusive of PV panels and M4(2)/M4(3) compliant properties please liaise directly with our Sales Consultant.

THINK - 01909-22



REDROW