
















EXPLORE MILLSTONE VIEW PHASE ONE



KEY

 LUDLOW 3 BEDROOM HOME	 OXFORD 4 BEDROOM HOME
 WARWICK 3 BEDROOM HOME	 OXFORD LIFESTYLE 3 BEDROOM HOME
 SHREWSBURY 4 BEDROOM HOME	 CAMBRIDGE 4 BEDROOM HOME
 AMBERLEY 3 BEDROOM HOME	 LEAMINGTON LIFESTYLE 3 BEDROOM HOME
 STRATFORD 4 BEDROOM HOME	 SHAFESBURY 4 BEDROOM HOME
 LINCOLN 4 BEDROOM HOME	 CANTERBURY 4 BEDROOM HOME
 YORK 4 BEDROOM HOME	 AFFORDABLE HOMES
 MARLOW 4 BEDROOM HOME	

SS – Sub Station
MUGA – Multi-Use Games Area



This plan is indicative and is intended for guidance only and does not form part of any contract or agreement, nor does it show ownership boundaries, easements or wayleaves and is subject to change. For specific details, other than general site layout, please liaise directly with our Sales Consultant.

