




EXPLORE WOODLANDS PHASE 1



KEY

| | |
|---|---|
|  ASTBURY 2 BEDROOM HOME |  WALFIELD 3 BEDROOM HOME |
|  TIMBERSBROOK 3 BEDROOM HOME |  BROOKHOUSE 4 BEDROOM HOME |
|  SOMERFORD 3 BEDROOM HOME |  MOSSLEY 4 BEDROOM HOME |
|  MARTON 3 BEDROOM HOME |  BUGLAWTON 4 BEDROOM HOME |
|  BROWLOW 4 BEDROOM HOME |  WARREN 5 BEDROOM HOME |
|  MARSH 4 BEDROOM HOME |  SMALLWOOD 5 BEDROOM HOME |
|  SWETTENHAM 3 BEDROOM HOME |  AFFORDABLE HOMES |
|  MORETON 4 BEDROOM HOME | |

-  Clarence Collection
-  Amner Collection
-  Gatcome Collection
- V** Visitor Parking
- P/S** Pumping Station
- S/S** Sub Station
- SUD's** Sustainable Urban Drainage
- LAP** Local Area for Play
- LEAP** Local Equipped Area for Play
- NEAP** Neighbourhood Equipped Area for Play



This plan is indicative and is intended for guidance only and does not form part of any contract or agreement, nor does it show ownership boundaries, easements or wayleaves and is subject to change. For specific details, other than general site layout, please liaise directly with our Sales Consultant.