













# EXPLORE SHACKLETON FIELDS PHASE 3



## KEY

 <b>SHAFTESBURY</b> 4 BEDROOM HOME	 <b>HAMPSTEAD</b> 5 BEDROOM HOME
 <b>HARROGATE</b> 4 BEDROOM HOME	 <b>RICHMOND</b> 4 BEDROOM HOME
 <b>SUNNINGDALE</b> 4 BEDROOM HOME	 <b>HIGHGROVE</b> 5 BEDROOM HOME
 <b>HENLEY</b> 4 BEDROOM HOME	 <b>SANDRINGHAM</b> 4 BEDROOM HOME
 <b>LEDHAM</b> 4 BEDROOM HOME	 <b>CHATSWORTH</b> 5 BEDROOM HOME
 <b>BALMORAL</b> 4 BEDROOM HOME	 <b>WENTWORTH</b> 5 BEDROOM HOME



**POS** – Public Open Space

**LEAP** – Local Equipped Area of Play

**S/S** – Sub Station

This plan is indicative and is intended for guidance only and does not form part of any contract or agreement, nor does it show ownership boundaries, easements or wayleaves and is subject to change. For specific details, other than general site layout, please liaise directly with our Sales Consultant.

