















# EXPLORE THE FINCHES AT HILTON GRANGE PHASE 4



## KEY

 <b>WARWICK</b> 3 BEDROOM DETACHED HOME	 <b>SHAFESBURY</b> 4 BEDROOM DETACHED HOME
 <b>CAMBRIDGE</b> 4 BEDROOM DETACHED HOME	 <b>WINDSOR</b> 4 BEDROOM DETACHED HOME
 <b>STRATFORD</b> 4 BEDROOM DETACHED HOME	 <b>CHESTER</b> 4 BEDROOM DETACHED HOME
 <b>HARLECH</b> 4 BEDROOM DETACHED HOME	 <b>CANTERBURY</b> 4 BEDROOM DETACHED HOME
 <b>MARLOW</b> 4 BEDROOM DETACHED HOME	 <b>HENLEY</b> 4 BEDROOM DETACHED HOME
 <b>HARROGATE</b> 4 BEDROOM DETACHED HOME	 <b>AFFORDABLE HOUSING</b>
 <b>OXFORD</b> 4 BEDROOM DETACHED HOME	

P/S - Pumping Station



This plan is indicative and is intended for guidance only and does not form part of any contract or agreement, nor does it show ownership boundaries, easements or wayleaves and is subject to change. For specific details, other than general site layout, please liaise directly with our Sales Consultant.