















EXPLORE MONCHELSEA PARK PHASE 2



KEY

	AMBERLEY 3 BEDROOM HOME		OXFORD LIFESTYLE 3 BEDROOM HOME
	LEAMINGTON LIFESTYLE 3 BEDROOM HOME		SHREWSBURY 4 BEDROOM HOME
	LETCHWORTH 3 BEDROOM HOME		SHAFTESBURY 4 BEDROOM HOME
	WARWICK 3 BEDROOM HOME		STRATFORD LIFESTYLE 3 BEDROOM HOME
	CANTERBURY 4 BEDROOM HOME		STRATFORD 4 BEDROOM HOME
	HENLEY 4 BEDROOM HOME		AFFORDABLE HOUSING
	MARLOW 4 BEDROOM HOME		

Affordable Housing: Apartments – 102-110, 146-154, 155-163.
Tavy – 144-145, 169-173.
Dart – 164-168.

V – Visitor parking

This plan is indicative and is intended for guidance only and does not form part of any contract or agreement, nor does it show ownership boundaries, easements or wayleaves and is subject to change. For specific details, other than general site layout, please liaise directly with our Sales Consultant.

