









EXPLORE MONCHELSEA PHASE 2B



KEY

	THE SHREWSBURY 4 BEDROOM DETACHED HOME		THE CANTERBURY 4 BEDROOM DETACHED HOME
	THE LEAMINGTON LIFESTYLE 3 BEDROOM DETACHED HOME		THE SHAFTESBURY 4 BEDROOM DETACHED HOME
	THE OXFORD LIFESTYLE 3 BEDROOM DETACHED HOME		THE CAMBRIDGE 4 BEDROOM DETACHED HOME
	THE HENLEY 4 BEDROOM DETACHED HOME		THE OXFORD 4 BEDROOM DETACHED HOME

V - Visitor Parking
 SUDS - Sustainable Drainage System
 PROW - Public Right Of Way
 TT - Trim Trail



This plan is indicative and is intended for guidance only and does not form part of any contract or agreement, nor does it show ownership boundaries, easements or wayleaves and is subject to change. For specific details, other than general site layout, please liaise directly with our Sales Consultant.