

HERITAGE
- REDROW -

PRESTON FIELDS

FAVERSHAM





WELCOME TO PRESTON FIELDS


A COLLECTION OF 3, 4 & 5 BEDROOM HOMES IN THE CHARMING TOWN OF FAVERSHAM

A development of prestigious new homes located in one of the most attractive and desirable areas of the country. Set on the edges of an historic, vibrant market town and with excellent transport links for London commuters, yet with a huge expanse of beautiful countryside on your doorstep. An excellent range of schools located within easy reach of home. Preston Fields is a development that buyers of all kinds will aspire to live in.



DISCOVER A BETTER WAY TO LIVE

Life is not just about waking up in a beautiful home. It's about everything that goes with it. From stunning open plan kitchens and entertaining spaces, to places that make the most of the outdoors through to our outstanding customer experiences. Welcome to a better way of living.




BETTER BY DESIGN

Imagine how much better life would be, with a little more thought and a lot more space. Waking up in a home full of unique character where everything feels carefully considered inside and out. A place where you can relax, think, breathe, work and play in beautifully designed spaces. With Redrow, it's the level of care we bring, that makes all the difference.

BETTER PLACES

Picture yourself in a peaceful setting where nature is just a short walk away. Where there's a feeling of tranquility as you enjoy a new, relaxed lifestyle, away from the hustle and bustle. A place where there's a sense of community, of living life at your own pace amongst beautiful street scenes and green open spaces where neighbours and dog walkers meet. That's what sets your new neighbourhood apart.



BETTER EXPERIENCES

There's a better way to move home and it's with Redrow. It starts with managing your appointments and completing your reservation online. From there, you'll get to know your home and neighbours with a home preview and welcome party. Once you're in your home our home owner support section of My Redrow will help you get settled.



AN INSPIRED **NEW HOME**

Explore what makes this
collection so unique

We're dedicated to designing and building homes with character that people are proud to live in. Inspired by the past but designed for the future, this collection offers the best of both worlds.

WHAT MAKES THIS COLLECTION SO UNIQUE?

Our aim has always been to build homes of the highest quality, reflecting the craftsmanship and details associated with the Arts and Crafts movement. It's this combined with the modern, high end interiors we pride ourselves on that makes this award winning collection so enviable.

Every inch of our homes has been carefully considered, from features such as traditional porches supported by timber posts with gallows brackets to brick plinths that run around the property. These features add grandeur and depth to the front of the home and provide anchoring effect.





ENJOY THE AREA

With Faversham town centre and its many amenities little more than a five minute drive from home, shopping will always be a pleasure at Preston Fields. You'll find Tesco, Sainsbury's, Morrisons and Aldi supermarkets all located within 10 minutes of the development by road, with a Co-operative convenience store and the independent Butcher of Brogdale shop located even closer. There are also two post offices and three pharmacies within easy reach, while Faversham town centre is the ideal spot for some retail therapy, and a browse of its array of independent boutiques and antique shops. There are also a series of regular markets held in the town centre, selling everything from locally-produced food and drink to crafts, homeware and collectibles.

For eating and drinking out, there will be plenty of choice. From Italian eats at Posillipo and Ask to mouth-watering Mexican food, served California style, at the Saddlers, to local produce at the Carriage, hearty fare at the Swan Café & Restaurant and delicious curries at the Prince of India, there will be eateries to suit all tastes and requirements.



ENJOY AN ACTIVE LIFESTYLE



For those seeking fun, recreation and fitness, there is much to enjoy. Abbey Sports Centre and Faversham Activity Centre offer gyms, sports halls, gymnastics facilities and soft play areas between them, while Faversham Pools has indoor and heated, outdoor swimming pools. West Faversham Community Centre, meanwhile, has a large gym, climbing wall and fitness classes, while Faversham Recreation Bowling Club provides a great opportunity to make new friends. Golfers can enjoy a round or two at Faversham Golf Club, or at Upchurch River Valley and Chestfield clubs in Sittingbourne and Whitstable respectively.

Film fans can catch all the latest blockbusters at the Royal Cinema Faversham, while the Arden Theatre offers a varied programme of entertainment and the performing arts. For family days out, you'll be spoilt for choice, with plenty of scope for walks, bike rides and picnics in the many open green spaces found in the locality. Whether you're take a tour of the elegant 18th century Belmont House & Gardens, getting up close to the wildlife at the picturesque Oare Marshes Nature Reserve or learning about the town's fascinating history at the Faversham Society Heritage Centre and Museum Gallery, there is much to explore and enjoy.

OPPORTUNITIES FOR LEARNING

Those with children will be pleased to find a good selection of schools for youngsters at different stages of their educational journeys. There are three pre-schools within easy reach of home, while local primary schools include the Ofsted 'Outstanding'-rated Ethelbert Road Primary and St Mary of Charity CofE School, both located within a 10 minute drive of home.

For older students, Queen Elizabeth's Grammar School is also rated 'Outstanding' and is a similar journey time, while The Abbey School is around 2 miles away and has a 'Good' rating.



GETTING AROUND

For those travelling by road or rail, transport connections are superb. Junction 6 of the M2 motorway is less than 10 minutes away for onward journeys to Central London (1 hour and 24 minutes, via the A2) and Maidstone (37 minutes). Canterbury is around 22 minutes away, also via the A2.

Those looking to travel by train can reach Faversham railway station in around 6 minutes, for services to London Victoria (1 hour and 14 minutes), London St Pancras International (1 hour and 9 minutes), Ramsgate (44 minutes) and Dover (41 minutes).

For air travel, London Gatwick Airport is around a 1 hour and 9 minute drive, Stansted Airport is about 1 hour and 22 minutes and London City Airport around 1 hour and 12 minutes, with all three offering flights around the globe.


WE PUT MORE IN

At Redrow we work hard to contribute to the existing facilities and create new ones, to dovetail our development into the local community. Below are some of the community benefits installed at **Preston Fields**.



SO YOU GET MORE OUT

- Play Area
- Cycle Way Connecting Site From Ashford Road to Canterbury Road
- Wildflower Meadows
- Central Green/Landscaped Public Open Space



EXPLORE PRESTON FIELDS



KEY

	STAMFORD MID 3 BEDROOM MID TERRACED HOME		OXFORD 4 BEDROOM DETACHED HOME
	STAMFORD END 3 BEDROOM END TERRACED HOME		HENLEY 4 BEDROOM DETACHED HOME
	LETCHWORTH 3 BEDROOM SEMI-DETACHED HOME		RICHMOND 4 BEDROOM DETACHED HOME
	LEAMINGTON LIFESTYLE 3 BEDROOM DETACHED HOME		SHAFTESBURY 4 BEDROOM DETACHED HOME
	OXFORD LIFESTYLE 3 BEDROOM DETACHED HOME		STRATFORD 4 BEDROOM DETACHED HOME
	BALMORAL 4 BEDROOM DETACHED HOME		HAMPSTEAD 5 BEDROOM DETACHED HOME
	CAMBRIDGE 4 BEDROOM DETACHED HOME		AFFORDABLE HOUSING
	HARROGATE 4 BEDROOM DETACHED HOME		

Affordable Housing:

Spey End Terrace - 32/33, 40/41, 42/43 & 50/51
Dart End Terrace - 8, 10, 11, 14, 29, 31, 36, 37, 55, 58, 205 & 208
Dart Mid Terrace - 9, 12, 13, 30, 34, 35, 38, 39, 56, 57, 206 & 207
Dart Semi-Detached - 22, 23, 27 & 28
Tavy End Terrace - 46 & 47
Tavy Mid Terrace - 44, 45, 48 & 49
Tweed End Terrace - 24, 26, 52 & 54
Tweed Mid Terrace - 25 & 53
Tweed Semi-Detached - 15, 16, 209, 210, 211 & 212

V - Visitor Parking
S/S - Sub Station
BCP - Bin Collection Point
P/S - Pumping Station
SUDS - Sustainable Drainage Systems



This plan is indicative and is intended for guidance only and does not form part of any contract or agreement, nor does it show ownership boundaries, easements or wayleaves and is subject to change. For specific details, other than general site layout, please liaise directly with our Sales Consultant.





HERITAGE

- REDROW -

THE LETCHWORTH

THREE BEDROOM SEMI-DETACHED HOME





HERITAGE

- REDROW -

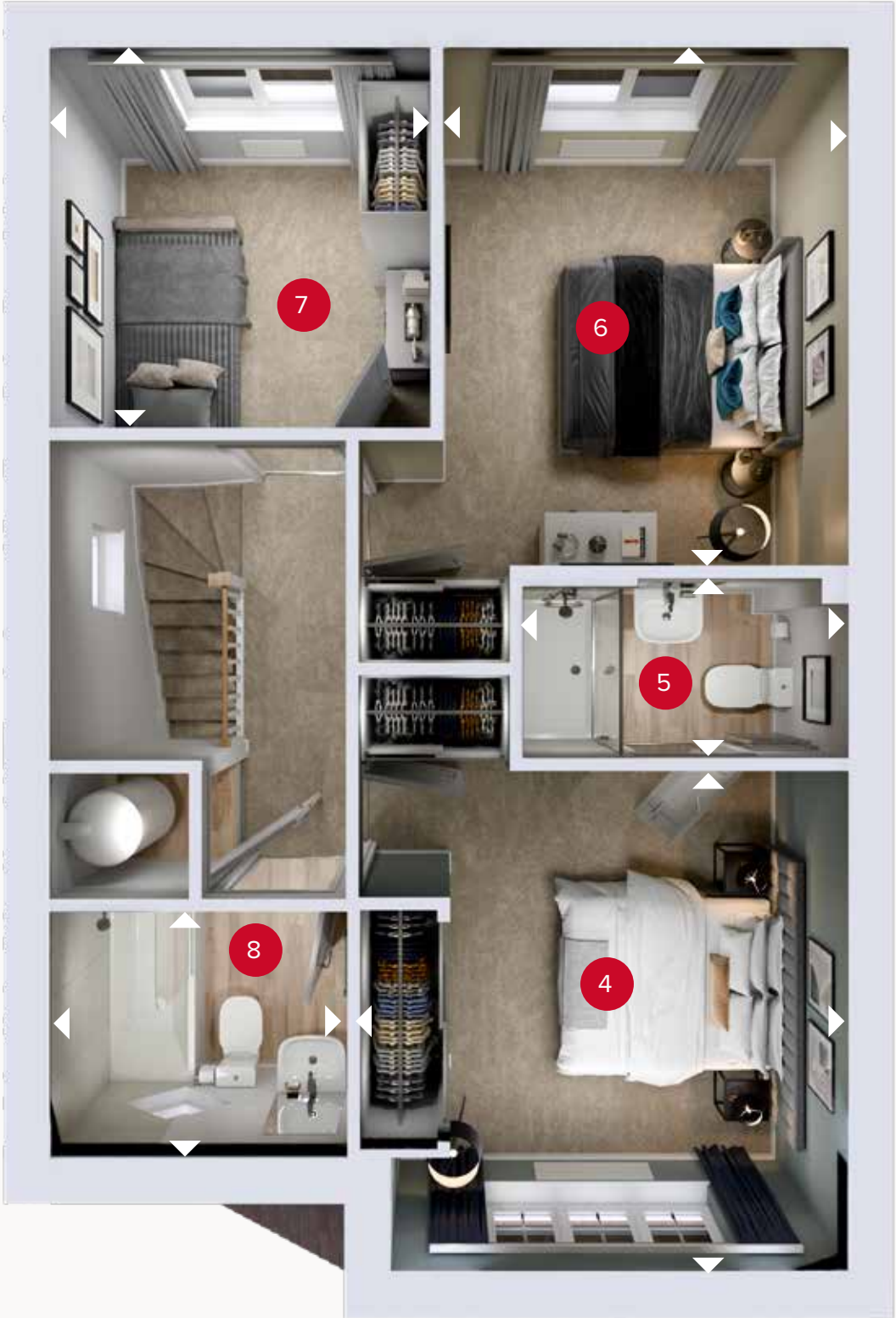
THE LETCHWORTH

THREE BEDROOM SEMI-DETACHED HOME





GROUND FLOOR



FIRST FLOOR

THE LETCHWORTH

GROUND FLOOR

1	Kitchen/Dining	18'1" x 11'5"	5.50 x 3.48 m
2	Lounge	16'1" x 11'0"	4.89 x 3.35 m
3	Cloaks	6'4" x 2'1"	1.94 x 0.90 m

FIRST FLOOR

4	Bedroom 1	11'5" x 11'1"	3.47 x 3.38 m
5	En-suite	7'5" x 4'1"	2.26 x 1.25 m
6	Bedroom 2	11'11" x 9'3"	3.62 x 2.81 m
7	Bedroom 3	8'8" x 8'7"	2.64 x 2.61 m
8	Bathroom	6'8" x 5'7"	2.03 x 1.71 m



HERITAGE

- REDROW -

THE LEAMINGTON LIFESTYLE

THREE BEDROOM DETACHED HOME





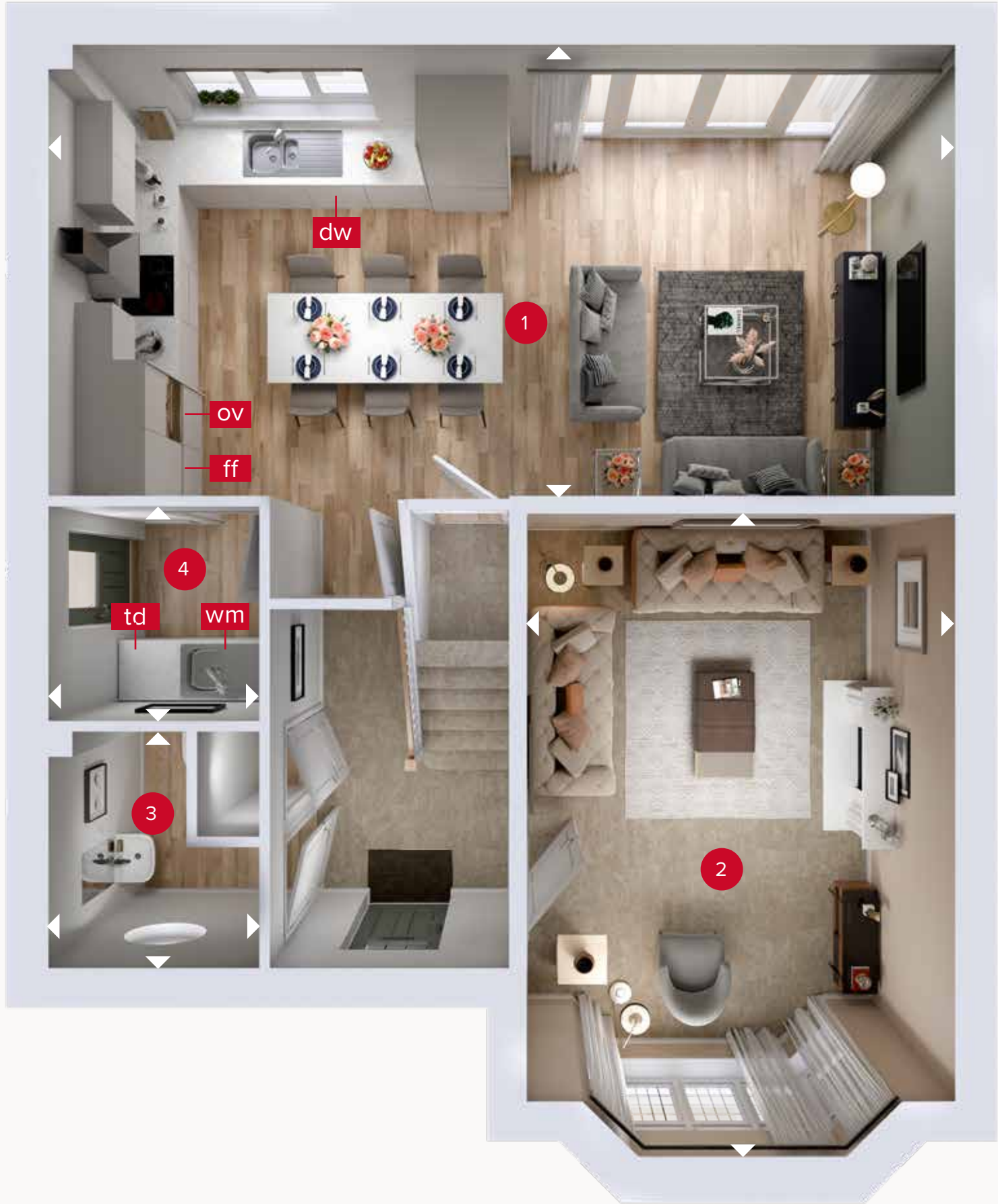
HERITAGE

- REDROW -


THE LEAMINGTON LIFESTYLE

THREE BEDROOM DETACHED HOME





GROUND FLOOR



FIRST FLOOR

THE LEAMINGTON LIFESTYLE

GROUND FLOOR

1	Kitchen/Dining/ Family	25'0" x 12'8"	7.62 x 3.87 m
2	Lounge	17'9" x 11'9"	5.42 x 3.57 m
3	Cloaks	6'6" x 5'11"	1.99 x 1.80 m
4	Utility	6'1" x 5'11"	1.85 x 1.80 m

FIRST FLOOR

5	Bedroom 1	13'5" x 11'9"	4.09 x 3.57 m
6	En-suite 1	9'3" x 7'9"	2.83 x 2.36 m
7	Wardrobe	8'2" x 5'5"	2.49 x 1.65 m
8	Bedroom 2	11'5" x 11'0"	3.49 x 3.35 m
9	En-suite 2	8'1" x 4'2"	2.46 x 1.27 m
10	Bedroom 3	13'7" x 9'3"	4.13 x 2.83 m
11	En-suite 3	9'3" x 6'0"	2.83 x 1.83 m



HERITAGE

- REDROW -

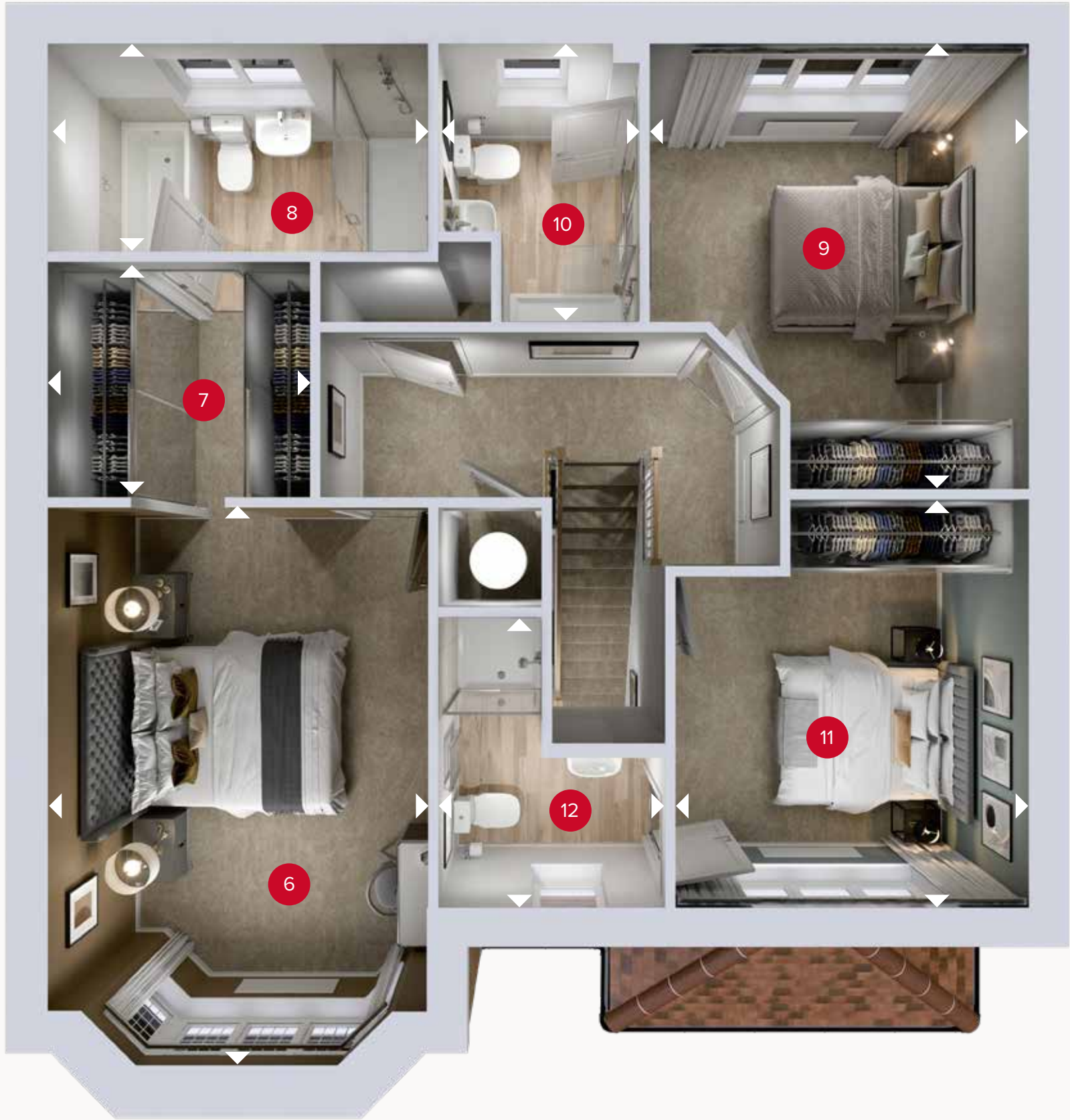
THE OXFORD LIFESTYLE

THREE BEDROOM DETACHED HOME





GROUND FLOOR



FIRST FLOOR

THE OXFORD LIFESTYLE

GROUND FLOOR

1	Kitchen/Dining	21'5" x 12'9"	6.53 x 3.88 m
2	Lounge	15'11" x 10'7"	4.85 x 3.23 m
3	Utility	6'7" x 5'10"	2.01 x 1.78 m
4	Cloaks	5'10" x 3'0"	1.78 x 0.92 m
5	Garage	19'4" x 9'8"	5.89 x 2.94 m

FIRST FLOOR

6	Bedroom 1	16'0" x 10'7"	4.87 x 3.23 m
7	Dressing	7'4" x 6'8"	2.24 x 2.03 m
8	En-suite 1	10'7" x 5'11"	3.23 x 1.80 m
9	Bedroom 2	12'7" x 10'8"	3.84 x 3.26 m
10	En-suite 2	7'11" x 5'8"	2.41 x 1.74 m
11	Bedroom 3	11'9" x 9'11"	3.57 x 3.02 m
12	En-suite 3	8'3" x 6'6"	2.51 x 1.98 m



HERITAGE

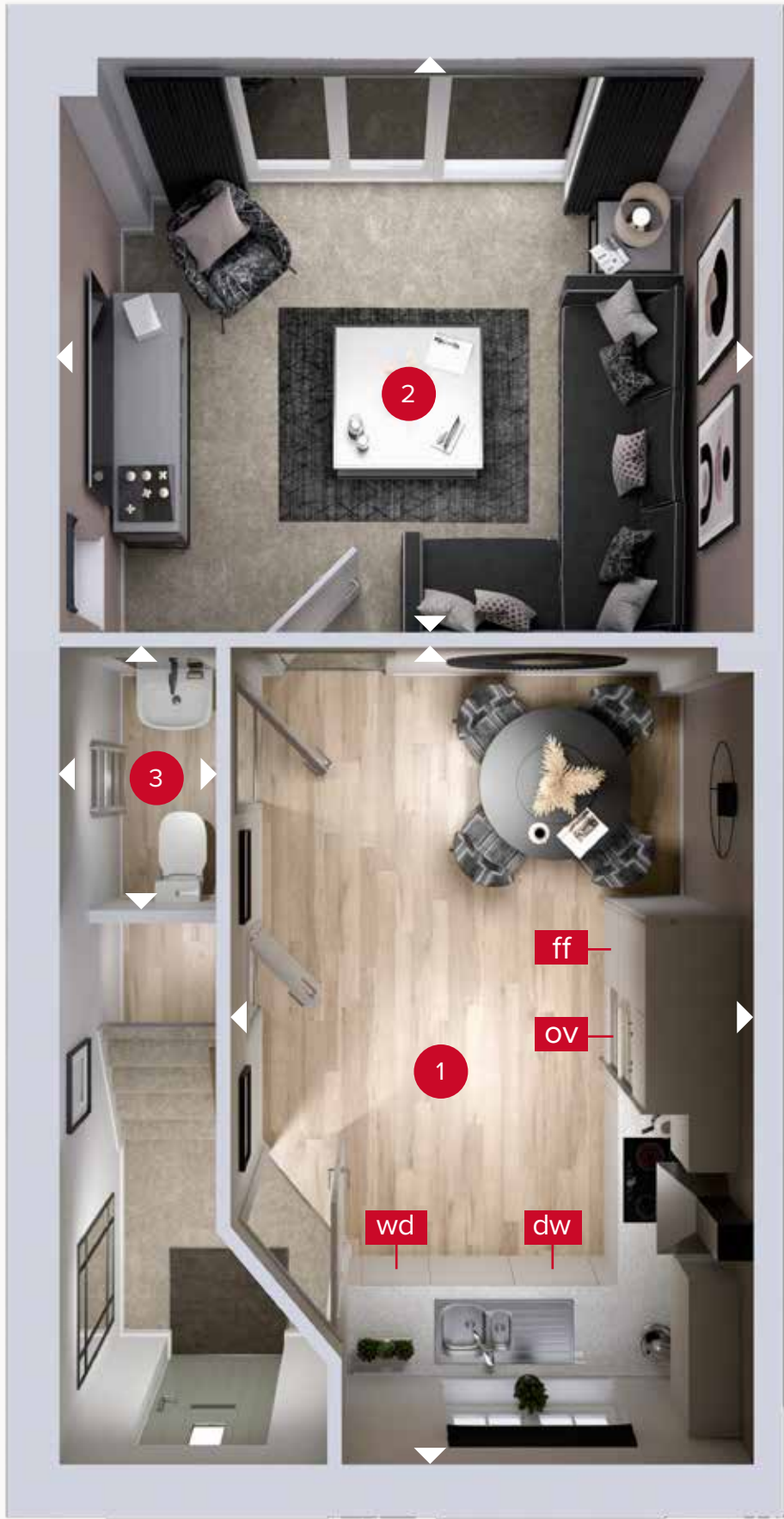
- REDROW -

THE STAMFORD END

THREE BEDROOM END TERRACED HOME

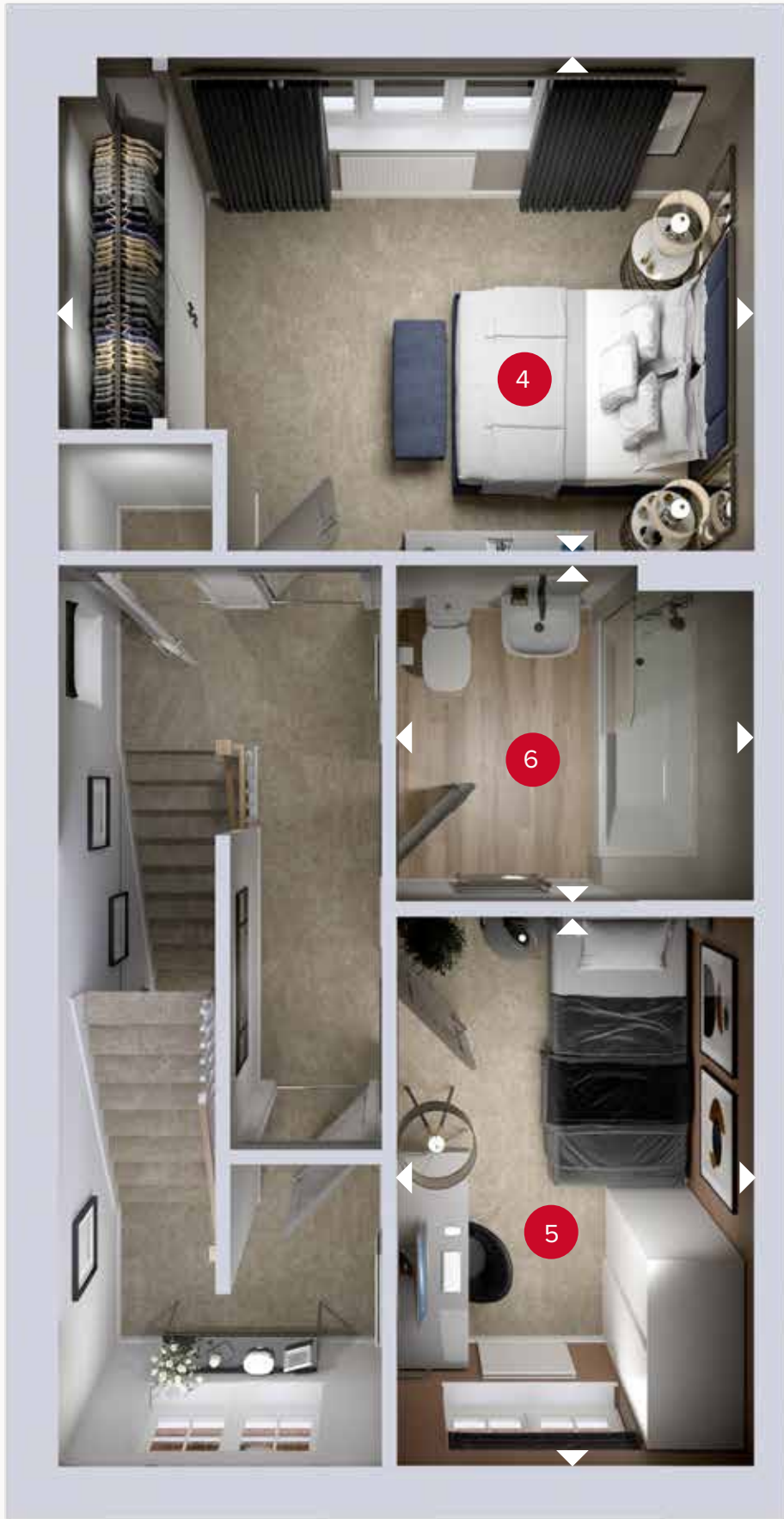


Window to
plots 64, 76,
79, 91, 94 &
105 only




GROUND FLOOR

Window to
plots 64, 76,
79, 91, 94 &
105 only



FIRST FLOOR



SECOND FLOOR

THE STAMFORD END

GROUND FLOOR

1	Kitchen/ Dining	16'4" x 10'5"	4.99 x 3.18 m
2	Lounge	13'10" x 11'8"	4.22 x 3.55 m
3	Cloaks	5'6" x 3'2"	1.68 x 0.96 m

FIRST FLOOR

4	Bedroom 2	13'10" x 10'0"	4.22 x 3.05 m
5	Bedroom 3	11'0" x 7'1"	3.35 x 2.17 m
6	Bathroom	7'1" x 6'9"	2.17 x 2.05 m

SECOND FLOOR

7	Bedroom 1	20'6" x 10'4"	6.25 x 3.14 m
8	En-suite	8'10" x 4'6"	2.68 x 1.36 m



22.05.2024

Customers should note this illustration is an example of the Stamford End house type. All dimensions indicated are approximate and the furniture layout is for illustrative purposes only. Homes may be 'handed' (mirror image) versions of the illustrations, and may be detached, semi-detached or terraced. Materials used may differ from plot to plot including render and roof tile colours. Detailed plans and specifications are available for inspection for each plot at our Customer Experience Suite or Sales Centre during working hours and customers must check their individual specifications prior to making a reservation. Please note that the specification show in this plan may include optional upgrades from standard specification. Please speak with your Sales Consultant or visit MyRedrow for more information. 02085-08 EG_STAM_EM.2

Denotes where dimensions are taken from. All wardrobes are subject to site specification. Please see Sales Consultant for further details.

ov - oven
ff - fridge freezer
dw - dishwasher space

wd - washer dryer space
Roof window





HERITAGE

- REDROW -

THE STAMFORD MID

THREE BEDROOM MID TERRACED HOME



THE STAMFORD MID

GROUND FLOOR

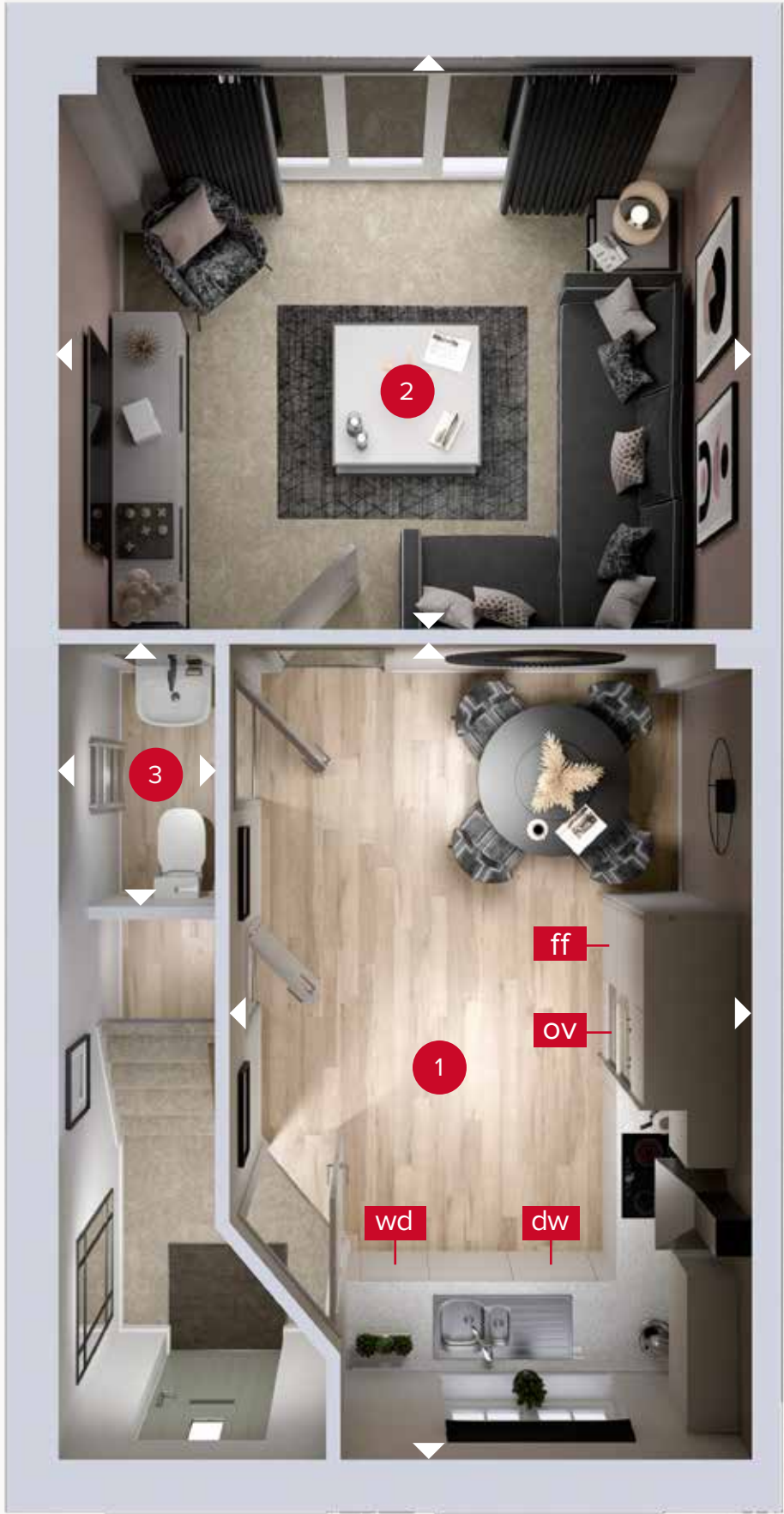
1	Kitchen/ Dining	16'4" x 10'5"	4.99 x 3.18 m
2	Lounge	13'10" x 11'8"	4.22 x 3.55 m
3	Cloaks	5'6" x 3'2"	1.68 x 0.96 m

FIRST FLOOR

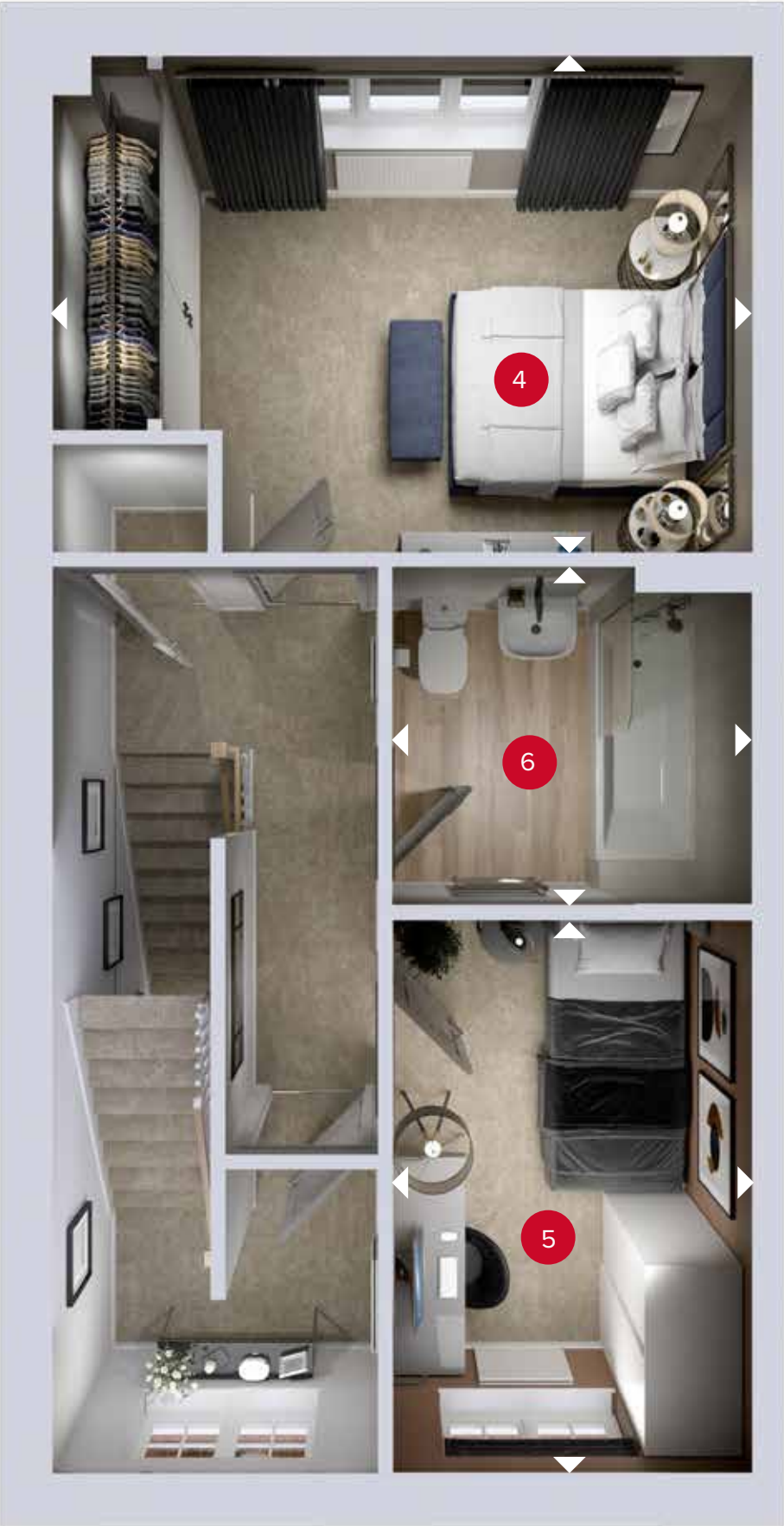
4	Bedroom 2	13'10" x 10'0"	4.22 x 3.05 m
5	Bedroom 3	11'0" x 7'1"	3.35 x 2.17 m
6	Bathroom	7'1" x 6'9"	2.17 x 2.05 m

SECOND FLOOR

7	Bedroom 1	20'6" x 10'4"	6.25 x 3.14 m
8	En-suite	8'10" x 4'6"	2.68 x 1.36 m



GROUND FLOOR



FIRST FLOOR



SECOND FLOOR



22.05.2024

Customers should note this illustration is an example of the Stamford End house type. All dimensions indicated are approximate and the furniture layout is for illustrative purposes only. Homes may be 'handed' (mirror image) versions of the illustrations, and may be detached, semi-detached or terraced. Materials used may differ from plot to plot including render and roof tile colours. Detailed plans and specifications are available for inspection for each plot at our Customer Experience Suite or Sales Centre during working hours and customers must check their individual specifications prior to making a reservation. Please note that the specification show in this plan may include optional upgrades from standard specification. Please speak with your Sales Consultant or visit MyRedrow for more information. 02085-08 EG_STAM_MM.2

➤ Denotes where dimensions are taken from. All wardrobes are subject to site specification. Please see Sales Consultant for further details.

ov - oven
ff - fridge freezer
dw - dishwasher space

wd - washer dryer space
☒ - Roof window





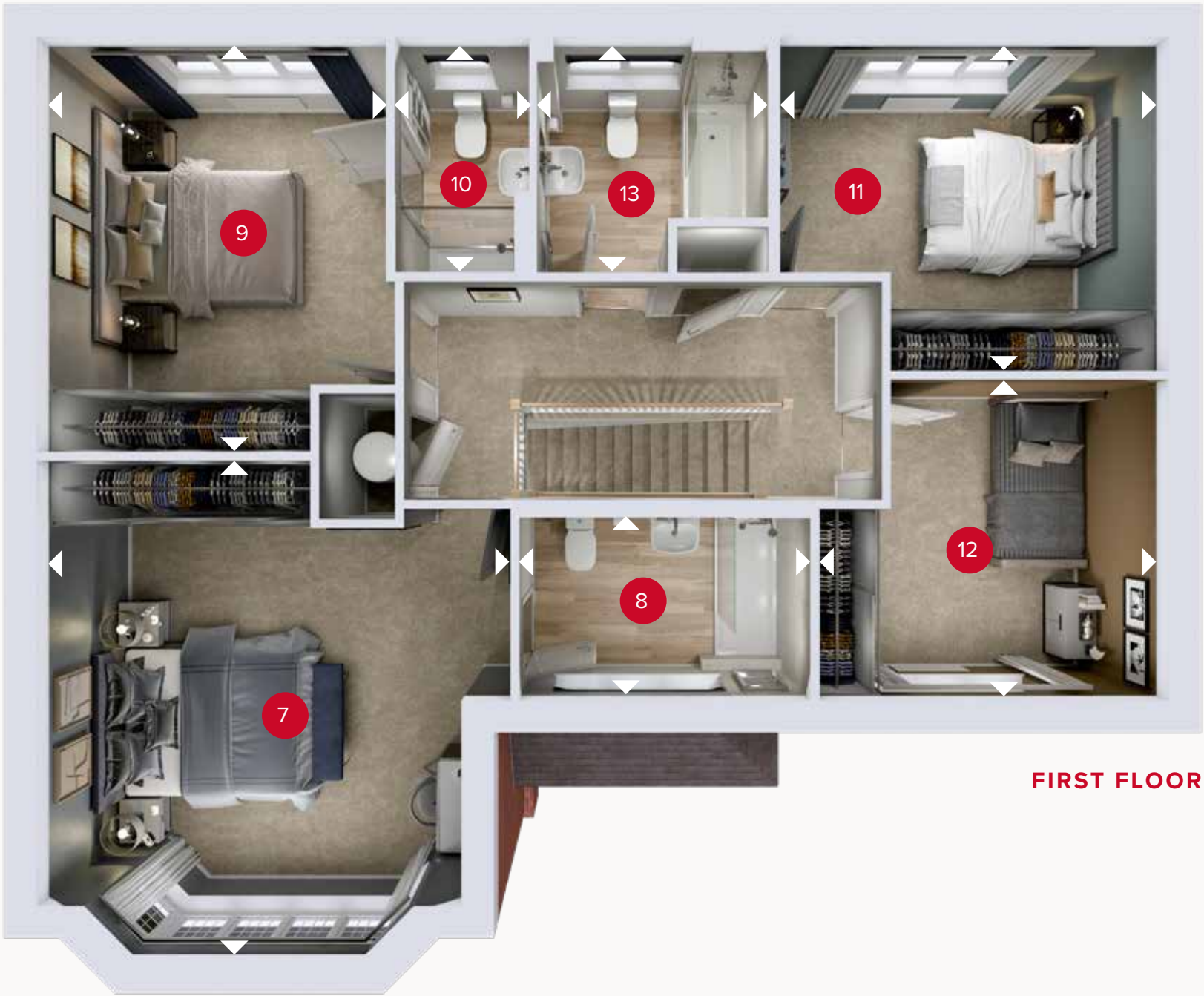
HERITAGE

- REDROW -

THE BALMORAL

FOUR BEDROOM DETACHED HOME





THE BALMORAL

GROUND FLOOR

1	Lounge	21'8" x 12'5"	6.60 x 3.78 m
2	Family room	13'7" x 10'3"	4.13 x 3.13 m
3	Kitchen	13'9" x 10'6"	4.19 x 3.21 m
4	Dining	13'0" x 11'7"	3.96 x 3.53 m
5	Utility	6'0" x 5'1"	1.82 x 1.54 m
6	Cloaks	5'1" x 3'7"	1.54 x 1.10 m

FIRST FLOOR

7	Bedroom 1	15'9" x 15'3"	4.80 x 4.64 m
8	En-suite 1	9'5" x 5'11"	2.88 x 1.81 m
9	Bedroom 2	13'9" x 11'3"	4.18 x 3.42 m
10	En-suite 2	7'11" x 4'4"	2.41 x 1.31 m
11	Bedroom 3	12'6" x 11'1"	3.80 x 3.38 m
12	Bedroom 4	11'2" x 10'3"	3.41 x 3.13 m
13	Bathroom	7'11" x 7'6"	2.41 x 2.29 m



Plot 95

HERITAGE
- REDROW -

THE
CAMBRIDGE
FOUR BEDROOM DETACHED HOME





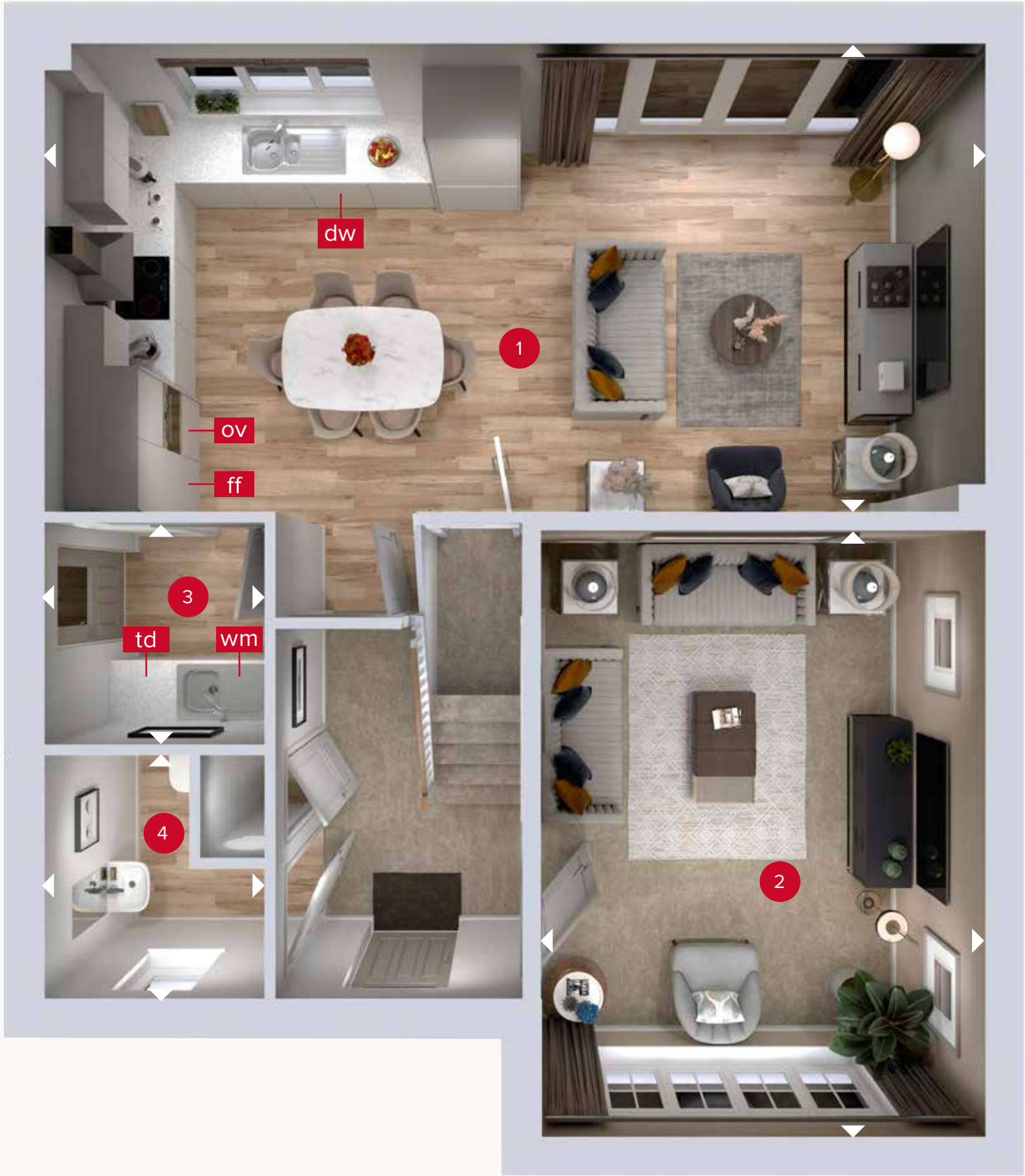
HERITAGE

- REDROW -

THE CAMBRIDGE

FOUR BEDROOM DETACHED HOME





GROUND FLOOR



FIRST FLOOR

THE CAMBRIDGE

GROUND FLOOR

1	Kitchen/Dining/ Family	25'0" x 12'8"	7.62 x 3.87 m
2	Lounge	16'3" x 11'9"	4.95 x 3.57 m
3	Utility	6'1" x 5'11"	1.85 x 1.80 m
4	Cloaks	6'6" x 5'11"	1.99 x 1.80 m

FIRST FLOOR

5	Bedroom 1	13'8" x 12'11"	4.16 x 3.94 m
6	En-suite	8'2" x 4'3"	2.49 x 1.30 m
7	Bedroom 2	13'9" x 11'0"	4.18 x 3.36 m
8	Bedroom 3	11'7" x 8'2"	3.52 x 2.49 m
9	Bedroom 4	11'9" x 9'1"	3.58 x 2.76 m
10	Bathroom	8'4" x 7'2"	2.54 x 2.19 m



HERITAGE

- REDROW -

THE HARROGATE

FOUR BEDROOM DETACHED HOME






HERITAGE

- REDROW -


THE HARROGATE

FOUR BEDROOM DETACHED HOME





GROUND FLOOR



FIRST FLOOR

THE HARROGATE

GROUND FLOOR

1	Lounge	15'4" x 12'0"	4.68 x 3.65 m
2	Kitchen	12'5" x 10'2"	3.79 x 3.09 m
3	Dining	13'1" x 10'3"	4.00 x 3.13 m
4	Family	13'8" x 10'1"	4.17 x 3.08 m
5	Cloaks	5'8" x 3'7"	1.73 x 1.10 m
6	Utility	6'4" x 5'8"	1.95 x 1.80 m

FIRST FLOOR

7	Bedroom 1	12'2" x 10'10"	3.72 x 3.30 m
8	Dressing	6'10" x 6'5"	2.09 x 1.96 m
9	En-suite	8'2" x 5'7"	2.48 x 1.69 m
10	Bedroom 2	13'9" x 10'0"	4.18 x 3.05 m
11	Bedroom 3	12'1" x 10'0"	3.69 x 3.05 m
12	Bedroom 4	11'2" x 9'2"	3.40 x 2.79 m
13	Bathroom	7'7" x 5'9"	2.31 x 1.76 m



23.04.2024

Customers should note this illustration is an example of the Harrogate house type. All dimensions indicated are approximate and the furniture layout is for illustrative purposes only. Homes may be 'handed' (mirror image) versions of the illustrations, and may be detached, semi-detached or terraced. Materials used may differ from plot to plot including render and roof tile colours. Detailed plans and specifications are available for inspection for each plot at our Customer Experience Suite or Sales Centre during working hours and customers must check their individual specifications prior to making a reservation. Please note that the specification show in this plan may include optional upgrades from standard specification. Please speak with your Sales Consultant or visit MyRedrow for more information. 01151-09 EG_HARR_DM.2

➤ Denotes where dimensions are taken from. All wardrobes are subject to site specification. Please see Sales Consultant for further details.

ov - oven
ff - fridge freezer
dw - dishwasher

wm - washing machine space
td - tumble dryer space
wc - wine cooler





HERITAGE

- REDROW -

THE HENLEY

FOUR BEDROOM DETACHED HOME





GROUND FLOOR



FIRST FLOOR

THE HENLEY

GROUND FLOOR

1	Lounge	17'7" x 11'9"	5.37 x 3.57 m
2	Kitchen	13'4" x 11'5"	4.07 x 3.49 m
3	Dining	13'1" x 11'9"	3.99 x 3.57 m
4	Family	13'3" x 11'6"	4.03 x 3.51 m
5	Utility	6'8" x 5'11"	2.03 x 1.80 m
6	Cloaks	7'3" x 3'7"	2.20 x 1.10 m
7	Garage	17'1" x 17'0"	5.21 x 5.19 m

FIRST FLOOR

8	Bedroom 1	16'8" x 11'9"	5.09 x 3.57 m
9	En-suite 1	10'10" x 6'4"	3.29 x 1.94 m
10	Bedroom 2	14'4" x 10'2"	4.37 x 3.11 m
11	En-suite 2	7'6" x 5'4"	2.28 x 1.63 m
12	Bedroom 3	11'11" x 10'0"	3.63 x 3.05 m
13	Bedroom 4	12'5" x 8'6"	3.78 x 2.59 m
14	Bathroom	8'4" x 7'9"	2.54 x 2.37 m



09.04.2024

Customers should note this illustration is an example of the Henley house type. All dimensions indicated are approximate and the furniture layout is for illustrative purposes only. Homes may be "handed" (mirror image) versions of the illustrations, and may be detached, semi-detached or terraced. Materials used may differ from plot to plot including render and roof tile colours. Detailed plans and specifications are available for inspection for each plot at our Customer Experience Suite or Sales Centre during working hours and customers must check their individual specifications prior to making a reservation. Please note that the specification show in this plan may include optional upgrades from standard specification. Please speak with your Sales Consultant or visit MyRedrow for more information. 01151-09 EG_HENL_DM.2

➤ Denotes where dimensions are taken from. All wardrobes are subject to site specification. Please see Sales Consultant for further details.

ov - oven
ff - fridge freezer
dw - dishwasher

wm - washing machine space
td - tumble dryer space
wc - wine cooler





HERITAGE

- REDROW -

THE RICHMOND

FOUR BEDROOM DETACHED HOME





HERITAGE

- REDROW -

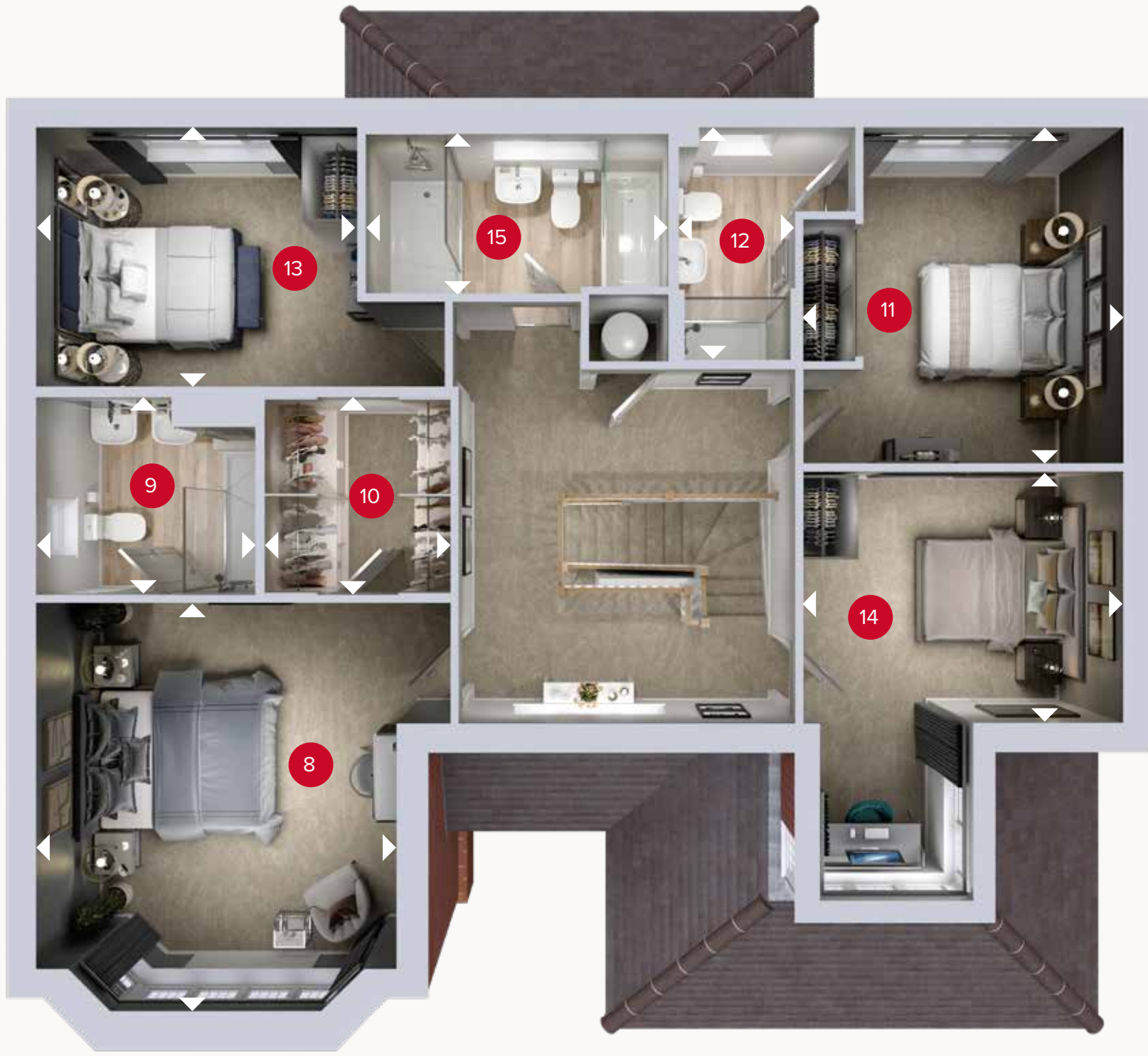
THE RICHMOND

FOUR BEDROOM DETACHED HOME





GROUND FLOOR



FIRST FLOOR

THE RICHMOND

GROUND FLOOR

1	Lounge	17'7" x 12'10"	5.35 x 3.90 m
2	Family	14'1" x 11'3"	4.28 x 3.42 m
3	Dining	11'3" x 11'3"	3.43 x 3.42 m
4	Kitchen	15'5" x 14'3"	4.69 x 4.35 m
5	Utility	11'3" x 5'3"	3.42 x 1.61 m
6	Cloaks	5'6" x 3'8"	1.68 x 1.12 m
7	Garage	17'9" x 16'6"	5.41 x 5.03 m

FIRST FLOOR

8	Bedroom 1	14'8" x 12'10"	4.46 x 3.90 m
9	En-suite 1	7'9" x 7'1"	2.37 x 2.17 m
10	Wardrobe	7'1" x 6'9"	2.17 x 2.06 m
11	Bedroom 2	12'5" x 11'5"	3.78 x 3.49 m
12	En-suite 2	8'9" x 4'2"	2.66 x 1.28 m
13	Bedroom 3	11'7" x 9'8"	3.54 x 2.94 m
14	Bedroom 4	11'5" x 9'0"	3.49 x 2.74 m
15	Bathroom	10'10" x 6'1"	3.30 x 1.86 m



17.05.2024

Customers should note this illustration is an example of the Richmond house type. All dimensions indicated are approximate and the furniture layout is for illustrative purposes only. Homes may be "handed" (mirror image) versions of the illustrations, and may be detached, semi-detached or terraced. Materials used may differ from plot to plot including render and roof tile colours. Detailed plans and specifications are available for inspection for each plot at our Customer Experience Suite or Sales Centre during working hours and customers must check their individual specifications prior to making a reservation. Please note that the specification show in this plan may include optional upgrades from standard specification. Please speak with your Sales Consultant or visit MyRedrow for more information. 02085-08 EG_RICH_DM.2

➤ Denotes where dimensions are taken from. All wardrobes are subject to site specification. Please see Sales Consultant for further details.

ov - oven
ff - fridge freezer
dw - dishwasher
wm - washing machine space
td - tumble dryer space
wc - wine cooler





HERITAGE

- REDROW -

THE SHAFTESBURY

FOUR BEDROOM DETACHED HOME





HERITAGE

- REDROW -

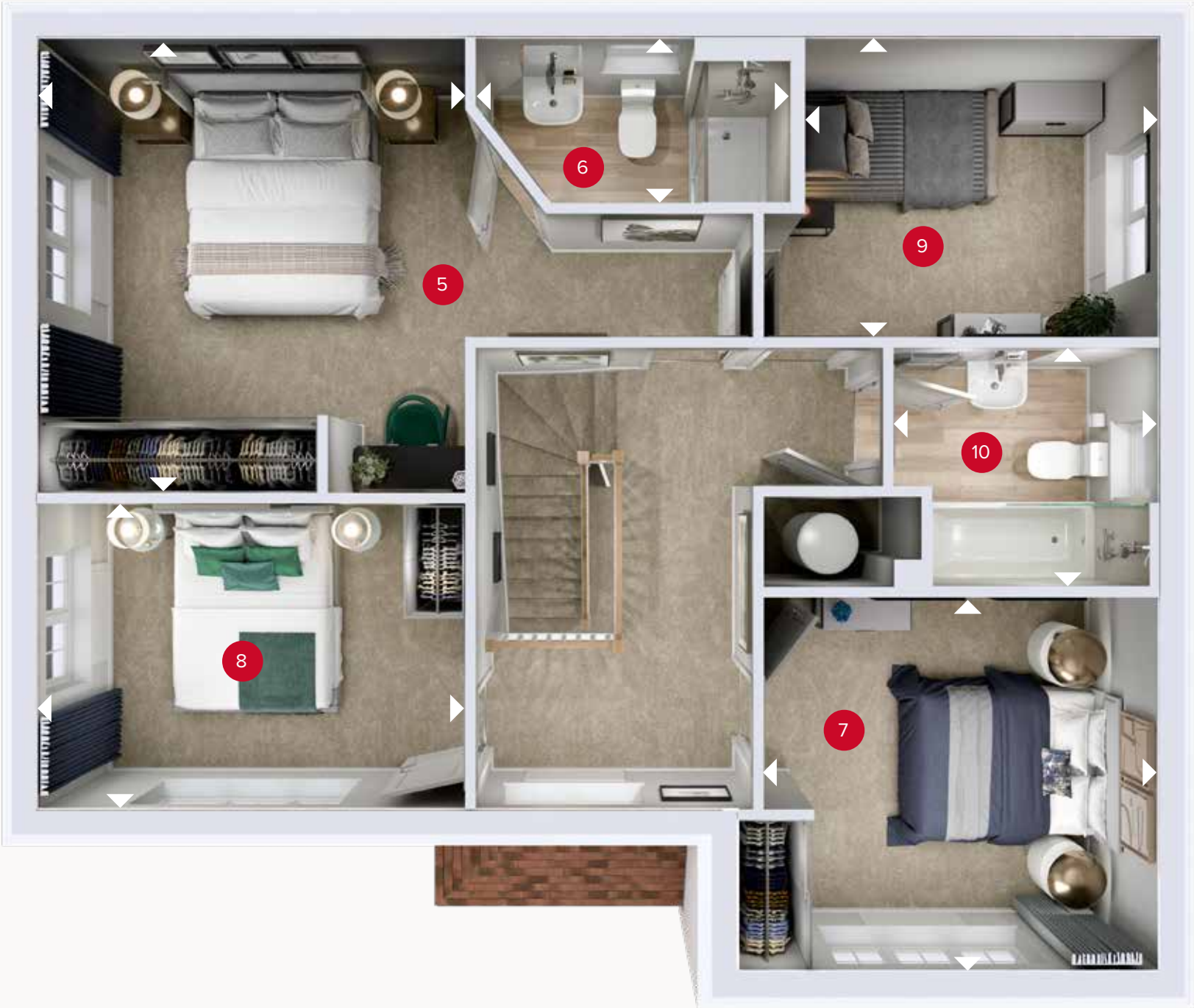
THE SHAFTESBURY

FOUR BEDROOM DETACHED HOME





GROUND FLOOR



FIRST FLOOR

THE SHAFTESBURY

GROUND FLOOR

1	Kitchen/Dining/ Family	25'4" x 11'9"	7.73 x 3.57 m
2	Lounge	20'11" x 11'8"	6.38 x 3.56 m
3	Cloaks	6'5" x 3'2"	1.99 x 0.97 m
4	Utility	6'6" x 5'10"	1.99 x 1.79 m

FIRST FLOOR

5	Bedroom 1	12'3" x 11'11"	3.74 x 3.62 m
6	En-suite	8'6" x 4'5"	2.58 x 1.35 m
7	Bedroom 2	11'0" x 10'0"	3.35 x 3.05 m
8	Bedroom 3	11'11" x 8'4"	3.62 x 2.55 m
9	Bedroom 4	9'11" x 8'0"	3.01 x 2.45 m
10	Bathroom	7'5" x 6'9"	2.26 x 2.05 m



23.04.2024

Customers should note this illustration is an example of the Shaftesbury house type. All dimensions indicated are approximate and the furniture layout is for illustrative purposes only. Homes may be "handed" (mirror image) versions of the illustrations, and may be detached, semi-detached or terraced. Materials used may differ from plot to plot including render and roof tile colours. Detailed plans and specifications are available for inspection for each plot at our Customer Experience Suite or Sales Centre during working hours and customers must check their individual specifications prior to making a reservation. Please note that the specification show in this plan may include optional upgrades from standard specification. Please speak with your Sales Consultant or visit MyRedrow for more information. 01151-09 EG_SHAF_DM.2

➤ Denotes where dimensions are taken from. All wardrobes are subject to site specification. Please see Sales Consultant for further details.

ov - oven
ff - fridge freezer
dw - dishwasher

wm - washing machine space
td - tumble dryer space





HERITAGE

- REDROW -

THE STRATFORD

FOUR BEDROOM DETACHED HOME





HERITAGE

- REDROW -

THE STRATFORD

FOUR BEDROOM DETACHED HOME




THE STRATFORD

GROUND FLOOR


1	Lounge	16'4" x 11'6"	4.97 x 3.51 m
2	Family/ Kitchen/ Dining	19'5" x 14'11"	5.93 x 4.54 m
3	Cloaks	7'1" x 3'6"	2.15 x 1.07 m

FIRST FLOOR

4	Bedroom 1	14'4" x 10'8"	4.36 x 3.24 m
5	En-suite	7'4" x 4'7"	2.24 x 1.39 m
6	Bedroom 2	12'0" x 9'11"	3.66 x 3.03 m
7	Bedroom 3	9'3" x 7'10"	2.82 x 2.38 m
8	Bedroom 4	8'6" x 7'1"	2.60 x 2.15 m
9	Bathroom	6'9" x 5'9"	2.06 x 1.76 m



GROUND FLOOR



FIRST FLOOR



23.04.2024

Customers should note this illustration is an example of the Stratford house type. All dimensions indicated are approximate and the furniture layout is for illustrative purposes only. Homes may be 'handed' (mirror image) versions of the illustrations, and may be detached, semi-detached or terraced. Materials used may differ from plot to plot including render and roof tile colours. Detailed plans and specifications are available for inspection for each plot at our Customer Experience Suite or Sales Centre during working hours and customers must check their individual specifications prior to making a reservation. Please note that the specification show in this plan may include optional upgrades from standard specification. Please speak with your Sales Consultant or visit MyRedrow for more information. 01151-09 EG_STRA_DM.2

➤ Denotes where dimensions are taken from. All wardrobes are subject to site specification. Please see Sales Consultant for further details.

ov - oven
ff - fridge freezer
dw - dishwasher space
wm - washing machine space
td - tumble dryer space





HERITAGE

- REDROW -

THE HAMPSTEAD

FIVE BEDROOM DETACHED HOME





HERITAGE

- REDROW -


THE HAMPSTEAD

FIVE BEDROOM DETACHED HOME





GROUND FLOOR



FIRST FLOOR

THE HAMPSTEAD

GROUND FLOOR

1	Kitchen	12'3" x 10'9"	3.74 x 3.28 m
2	Dining	11'7" x 11'1"	3.53 x 3.37 m
3	Family	13'8" x 11'6"	4.16 x 3.50 m
4	Lounge	17'7" x 11'9"	5.35 x 3.57 m
5	Cloaks	5'8" x 3'7"	1.72 x 1.09 m
6	Utility	7'3" x 6'0"	2.20 x 1.83 m
7	Garage	17'0" x 15'2"	5.17 x 4.63 m

FIRST FLOOR

8	Bedroom 1	14'10" x 13'2"	4.51 x 4.01 m
9	En-suite 1	7'8" x 6'0"	2.34 x 1.83 m
10	Bedroom 2	10'11" x 10'2"	3.32 x 3.11 m
11	En-suite 2	7'7" x 4'6"	2.30 x 1.36 m
12	Bedroom 3	14'9" x 10'6"	4.50 x 3.21 m
13	Bedroom 4	11'3" x 9'9"	3.43 x 2.98 m
14	Bedroom 5/Study	11'3" x 7'9"	3.43 x 2.37 m
15	Bathroom	9'7" x 7'3"	2.91 x 2.20 m



23.04.2024

Customers should note this illustration is an example of the Hampstead house type. All dimensions indicated are approximate and the furniture layout is for illustrative purposes only. Homes may be 'handed' (mirror image) versions of the illustrations, and may be detached, semi-detached or terraced. Materials used may differ from plot to plot including render and roof tile colours. Detailed plans and specifications are available for inspection for each plot at our Customer Experience Suite or Sales Centre during working hours and customers must check their individual specifications prior to making a reservation. Please note that the specification show in this plan may include optional upgrades from standard specification. Please speak with your Sales Consultant or visit MyRedrow for more information. 01151-09 EG_HAMP_DM.2

➤ Denotes where dimensions are taken from. All wardrobes are subject to site specification. Please see Sales Consultant for further details.

ov - oven
ff - fridge freezer
dw - dishwasher
wm - washing machine space
td - tumble dryer space



SKILFUL EXECUTION

Quality is never an accident, it is always the
result of high attention to detail, it represents
the wise choice of many alternatives



HERITAGE

- REDROW -

PRESTON FIELDS

ECO ELECTRIC HOUSE SPECIFICATION





PLAN YOUR DREAM HOME



KITCHEN & UTILITY

Kitchen Styles

Exclusive kitchen designs. Please see latest kitchen styles offered on My Redrow or Sales Consultant for details. Subject to build stage.

Upstand

To match above worktops with stainless steel splashback behind hob.

Under Wall Unit

LED downlights provided (where shown on kitchen layout). See drawings for details.

Sink

Properties under 1500sqft
- Kitchen stainless steel bowl and a half sink with mixer tap
Properties over 1500sqft
- Kitchen stainless steel double bowl with mixer tap

Utility Sink


- Single Bowl - House types specific

Appliances AEG / Electrolux / Zanussi

Properties under 1500sqft
- Electric Hob 60cm with 4 heat zones
- Double Oven
- Chimney Extract - 60cm
Properties over 1500sqft
- Electric Hob 80cm/90cm with multiple heat zones - house type specific
- Double Oven
- Chimney Extract - 80cm/90cm - house type specific

Fridge/Freezers


Properties under 1600sqft
- Integrated 50/50 Fridge/Freezer *including the Hampstead and Highgate house types
Properties over 1600sqft
- 2x integrated 50/50 Fridge/Freezers *excluding the Hampstead and Highgate house types



INTERIOR

Walls Crown white emulsion paint finish.	Electrical Sockets / Switch Plates Low profile white electrical switch and socket plates together with pendant and batten lighting points. See electrical layout drawings for details.
Ceilings Flat finish with Crown white emulsion paint decoration.	Radiators Myson radiators to upper floors.
Internal Doors "Cambridge" 2 panel internal moulded door.	Central Heating Air Source Heat Pump - Refer to Sales Consultant for details.
Internal Door Furniture Polished chrome effect door furniture.	Underfloor Heating Within screeded floors on ground level.
TV Point Located as follows: one in lounge and one in bedroom. See layout for details.	Wardrobe Wardrobe to bed 1 only on properties over 1600sqft. House type specific. See sales consultant for details.
Phone Point 1 point in the lounge. Fittings to match electrical accessories as indicated on the drawings. Refer to Sales Consultant for details.	Lifestyle Properties - Shelf and rail to bed 1 dressing area in the Leamington Lifestyle only.

OUR LUXURY
SPECIFICATIONS
ARE CAREFULLY
CONSIDERED
**AND BEAUTIFULLY
DESIGNED TO MAKE
THE MOST OF YOUR
NEW HOME**



BATHROOM, EN-SUITE
& CLOAKROOM

Bathroom / En-suite & Cloakroom Styles

Ideal Standard in White finish.

Bathroom / En-suite & Cloakroom Basin

Ideal Standard or corner basin with chrome trap.
Please refer to drawings to confirm basin design.

WC

Ideal standard close coupled back-to-wall pan with
dual flush cistern.

Bath

Ideal standard Tempo Arc bath with Meridian Isocore
bath panel.

Brassware

Ideal Standard single lever tap.

Wall Tiles

Choice of wall tile to splash back area and full height
tiling to surrounding shower and bath enclosures only.
See My Redrow for details, subject to build stage.

Towel Warmer

Dual fuel towel warmer in chrome effect finish to
bathroom and en-suite.

Shower Over Bath

Shower valve and screen to be provided above
bath where there is no separate shower enclosure
in the bathroom.

Shower Valve

Aqualisa shower valve.

Shaver Sockets

In bathroom and en-suite where applicable

Mirrors

To be fitted above bathroom and en-suite wash
basins where applicable. See Sales consultant
for details.



EXTERIOR

External Doors

Front
GRP door with patterned glass. Style of door to be as indicated on house plan, frame to be uPVC.

Rear
GRP door with patterned obscured glass, finished internally and externally in white.

Security
Multi point locking system to front and rear doors of house.

External Front Lights
Coach down lantern.
Downlight where entrance is recessed

Garage
To specific plots, see Sales Consultant for more information.

Garage Doors

Hörmann “Ilkley” style steel up & over to front.
Door finish to be painted to match front door colour.

Power to Garage
Double power point and lighting pendant (to properties with an integral garage) and where garage lies within the curtilage of the property.

Car Charging Points
Electric car charging points to every house - see Sales Consultant for details and location.

External Fencing
Side & Rear – Vertical boarding 1.8m high.

Gate
1.8 High timber gate.

Paving

Buff riven faced flags as indicated on drawing.

Turfing
Properties under 1600sqft
- Turf to front garden, top soil to rear garden
Properties over 1600sqft
- Turf to front and rear gardens

Top Soil
To rear gardens.

Outside Tap
Refer to drawing for location.

OUR COMMITMENT TO HOME-BUYERS

Customer charter

At Redrow, we're committed to delivering a quality service throughout the whole home-buying process and beyond. This Customer Charter sets out our commitment to you, our customer.

Full details of our services will be provided to you when you reserve your new Redrow home.

We will also comply with the requirements of the New Homes Quality Code, which is displayed in our Customer Experience Suites and Sales Centres. A copy of the Code is also on our website at www.redrow.co.uk

- Please ask a Sales Consultant if you require a printed hard copy.
- We will provide you with full details and clear information about your chosen home.
- We will provide trained and knowledgeable staff to assist you in the home buying process.
- We will be available to answer any questions you may have and will provide you with any relevant contact details.
- We will ensure our services are accessible, meeting differing customer needs to ensure transparency and equality throughout every contact with us.
- We will assist you during the selection of Standard Choices and Optional Extras for your new home.
- We will provide you with health and safety advice to minimise the risk of danger during construction and in the use of your new home after you move in.
- We will provide you with reliable information about the Buildmark Cover, and any other cover from which you may benefit.
- We will keep you fully informed about the completion and occupation of your new home and offer you the ability to visit and view your new home with an accredited person before you move in.
- We will ensure that the functions and facilities of your home are demonstrated to you prior to moving in and that you have access to information to continue to assist with this once you move in.
- We will inform you about the after-sales service we provide. Our aim is to deal effectively and efficiently with both routine service matters and with any emergencies.
- We will provide you with details of who to contact if you believe we have not satisfactorily fulfilled our Charter commitments.
- We will always treat our customers with respect and civility and ask that you show our colleagues and working partners the same courtesy. Where necessary to protect our colleagues, we are within our rights to take action which may include limiting or ceasing communication.



OUR REQUIREMENTS AS HOME-BUILDERS

The New Homes Quality Code: Statement of Principles

This **Statement of Principles** (the core principles) sets out the main principles which registered developers agree to follow to benefit their customers.

1. FAIRNESS

Treat customers fairly throughout the buying and after-sales process.

2. SAFETY

Carry out and complete work in line with all regulations and requirements that apply to the new home, as set out by the Government, and have the necessary certificates from an appropriately approved body to show they have done this.

3. QUALITY

Complete all work to a high standard in line with all building and other standards and regulations that apply, as well as to the specification for the new home, and make sure that completion does not take place until the new home is complete (see section 2 of this code).

4. SERVICE

Have in place systems, processes and staff training to meet the customer service requirements of the code, and not use high-pressure selling techniques to influence a customer's decision to buy a new home.

5. RESPONSIVENESS

Have in place a reliable after-sales service and effective complaints procedure to make sure responses to customer queries are clear, thorough and provided in good time.

6. TRANSPARENCY

Provide clear and accurate information about buying the new home, including tenure and any costs the customer may have to pay in the future, such as ground rents and service charges.

7. INDEPENDENCE

Make sure that customers know they should appoint independent legal advisers when buying a new home and that they have the right to ask for an independent pre-completion inspection before completion takes place.

8. INCLUSIVITY

Take steps to identify and provide appropriate support to vulnerable customers and make sure the code is available to all customers, including in appropriate formats and languages.

9. SECURITY

Make sure there are reasonable financial arrangements in place, through insurance or otherwise, to meet all their obligations under the code, including repaying deposits when they are due and any financial awards made by the New Homes Ombudsman Service.

10. COMPLIANCE

Meet the requirements of the code and the New Homes Ombudsman Service.





PRESTON FIELDS

—

Canterbury Road, Faversham, Kent ME13 8LY

Discover a better way to live
redrow.co.uk