






















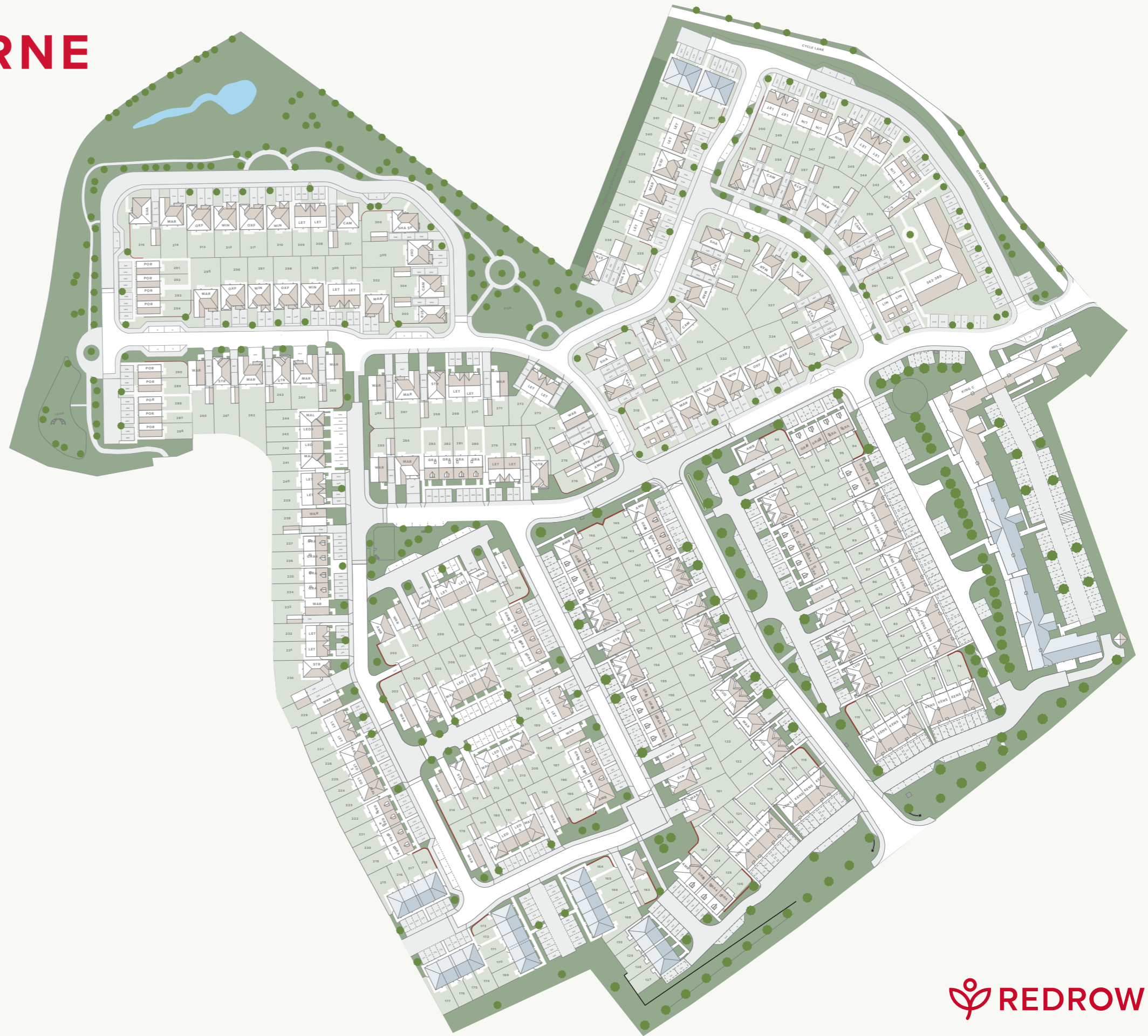


EXPLORE REGENT QUAY AT SITTINGBOURNE



KEY

 LEDBURY 2 BEDROOM HOME	 CAMBRIDGE 4 BEDROOM HOME
 LEDBURY 3 3 BEDROOM HOME	 STRATFORD 4 BEDROOM HOME
 MALVERN END 3 BEDROOM HOME	 WINDSOR 4 BEDROOM HOME
 LETCWORTH 3 BEDROOM HOME	 PORTMAN 4 BEDROOM HOME
 LUDLOW 3 BEDROOM HOME	 MARLOW 4 BEDROOM HOME
 WARWICK 3 BEDROOM HOME	 LINCOLN 4 BEDROOM HOME
 AMBERLEY 3 BEDROOM HOME	 OXFORD 4 BEDROOM HOME
 AMBERLEY END 3 BEDROOM HOME	 SHAFTESBURY 4 BEDROOM HOME
 GRANTHAM 3 BEDROOM HOME	 SHAFTESBURY SPECIAL 4 BEDROOM HOME
 GRANTHAM 4 4 BEDROOM HOME	 HARROGATE 4 BEDROOM HOME
 KENSINGTON 4 BEDROOM HOME	 AFFORDABLE HOUSING
 WATLING HOUSE 1 & 2 BEDROOM HOMES	



- C/S** – Cycle Storage
- B/S** – Bin Store
- BCP** – Bin Collection Point
- ECB** – Electric Charging Bay
- POS** – Public Open Space
- LEAP** – Local Equipped Area of Play

This plan is indicative and is intended for guidance only and does not form part of any contract or agreement, nor does it show ownership boundaries, easements or wayleaves and is subject to change. For specific details, other than general site layout, please liaise directly with our Sales Consultant.