



Plots 25, 27 & 46

TAILORED

- REDROW -

THE CHILHAM

FOUR BEDROOM DETACHED HOME





Plots 25, 27 & 46

TAILORED
- REDROW -

THE CHILHAM

FOUR BEDROOM DETACHED HOME





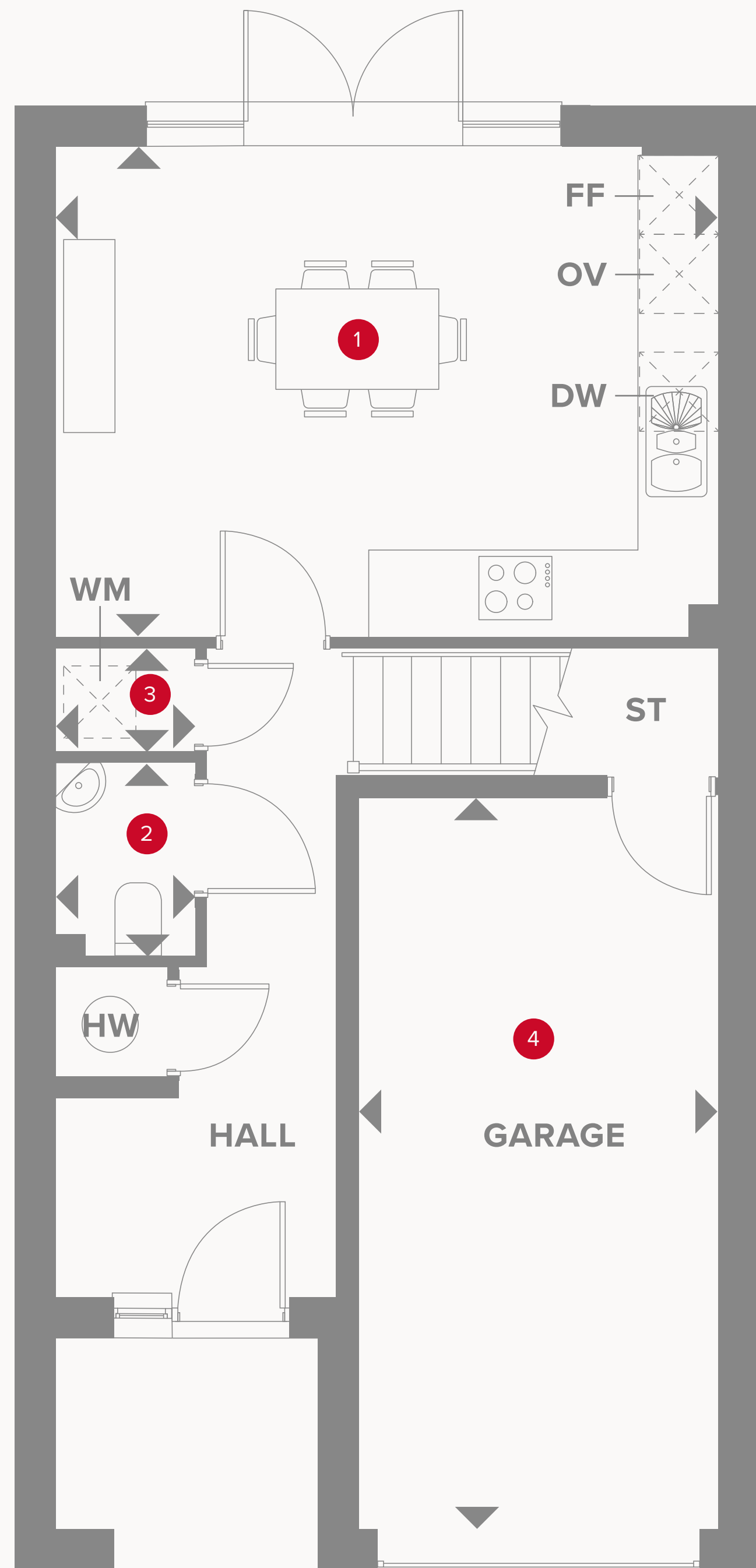
Plots 25, 27 & 46

TAILORED
- REDROW -

THE CHILHAM

FOUR BEDROOM DETACHED HOME







THE CHILHAM GROUND FLOOR

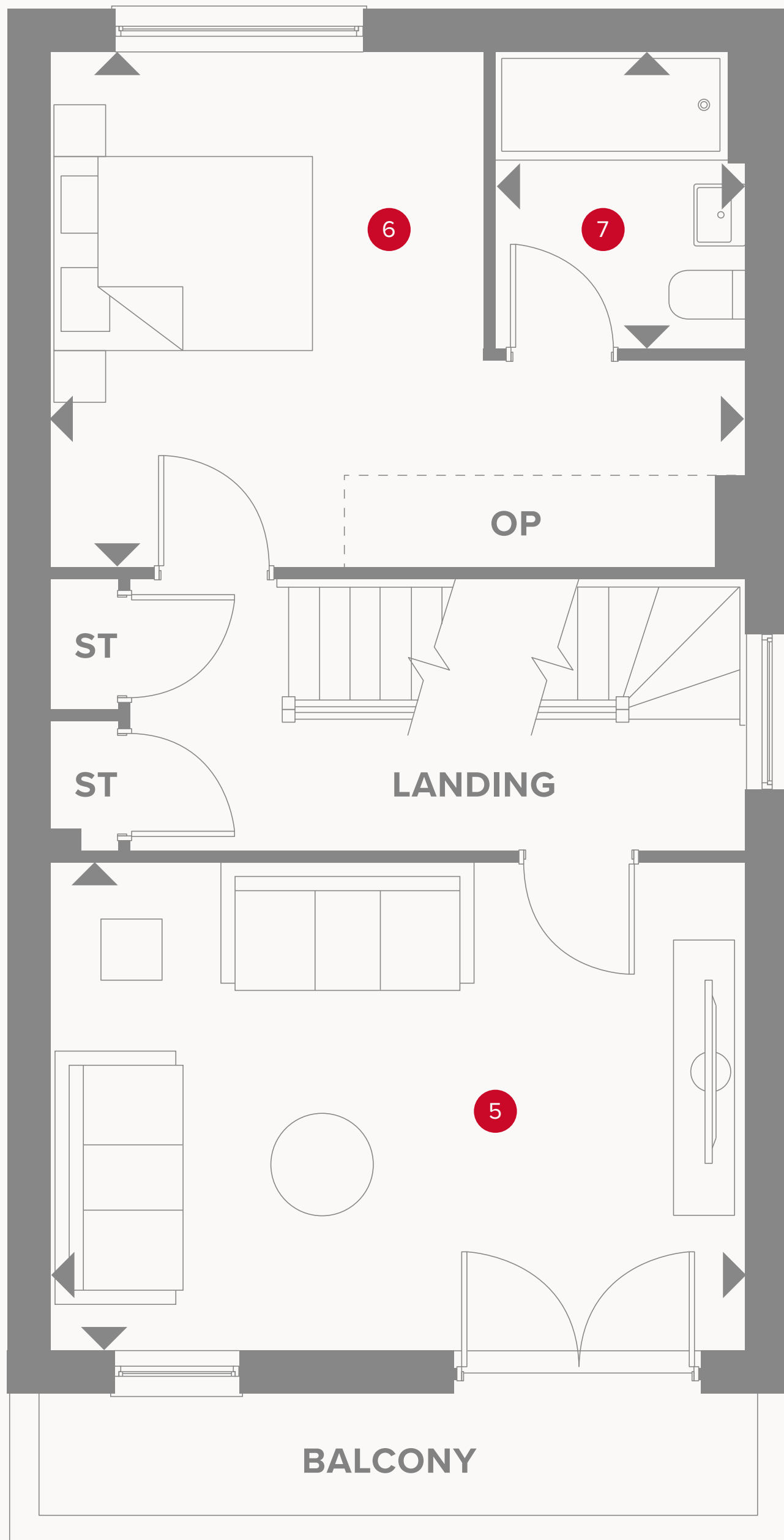
1	Kitchen/Dining	16'7" x 12'3"	5.10 x 3.74 m
2	Cloaks	5'3" x 3'5"	1.60 x 1.05 m
3	Laundry	3'5" x 2'7"	1.05 x 0.78 m
4	Garage	18'4" x 8'11"	5.58 x 2.73 m



KEY

-  Hob
- FF** Fridge/freezer
-  Dimensions start
- ST** Storage cupboard

- DW** Dish washer space
- WM** Washing machine space
- HW** Hot water cylinder



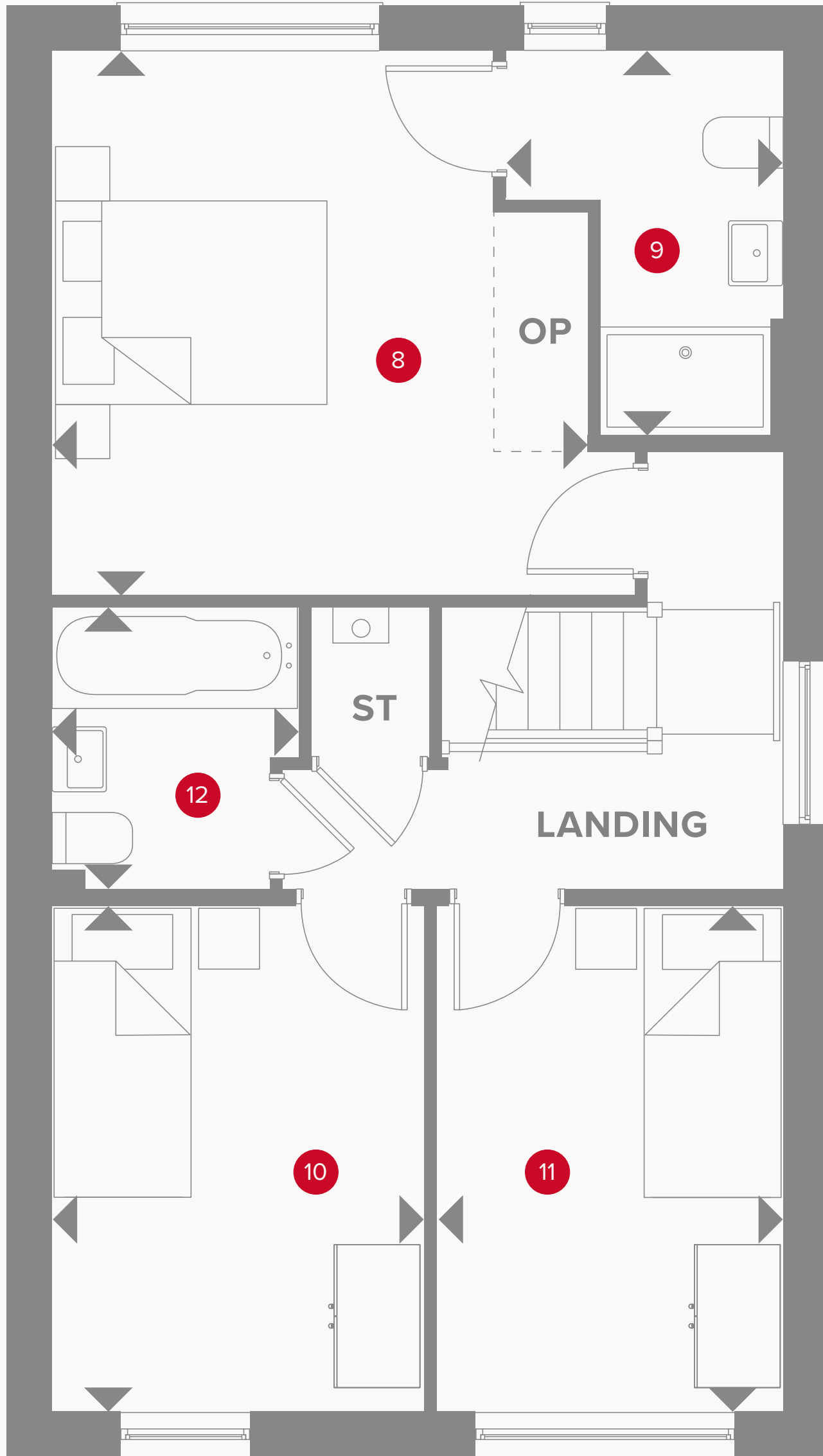
THE CHILHAM FIRST FLOOR

5	Lounge	16'9" x 11'8"	5.10 x 3.56 m
6	Bedroom 1	16'9" x 12'3"	5.10 x 3.74 m
7	En-suite	7'2" x 6'3"	2.17 x 1.90 m



KEY

- ◀ Dimensions start
- ST Storage cupboard
- OP Optional Wardrobe



THE CHILHAM SECOND FLOOR

8	Bedroom 2	12'4" x 12'2"	3.75 x 3.72 m
9	En suite 2	8'9" x 6'5"	2.68 x 1.95 m
10	Bedroom 3	11'8" x 8'6"	3.55 x 2.60 m
11	Bedroom 4	11'8" x 7'11"	3.55 x 2.41 m
12	Bathroom	6'6" x 5'7"	1.98 x 1.71 m



Customers should note this illustration is an example of the Chilham house type. All dimensions indicated are approximate and the furniture layout is for illustrative purposes only. Homes may be 'handed' (mirror image) versions of the illustrations, and may be detached, semi-detached or terraced. Materials used may differ from plot to plot including render and roof tile colours. Detailed plans and specifications are available for inspection for each plot at our Customer Experience Suite or Sales Centre during working hours and customers must check their individual specifications prior to making a reservation. Please note that the specification show in this plan may include optional upgrades from standard specification. Please speak with your Sales Consultant or visit MyRedrow for more information.

KEY

- ◀ Dimensions start
- ST Storage cupboard
- OP Optional Wardrobe