



TAILORED

- REDROW -

THE FORDWICH MID

THREE BEDROOM MID TERRACE HOME





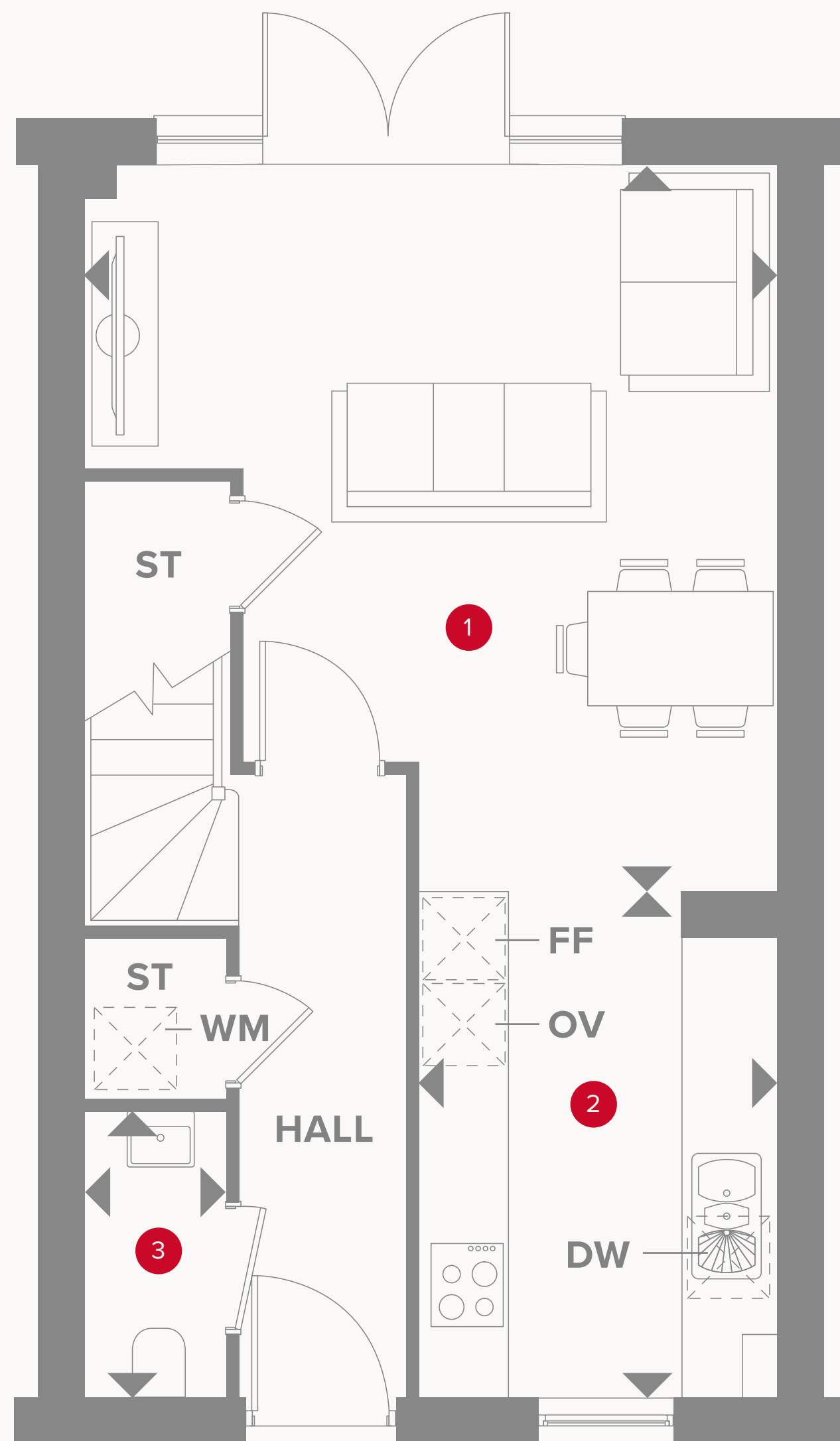
Plots 2, 3, 6, 7, 12, 13, 111, 112, 119, 120, 121

TAILORED
- REDROW -

THE FORDWICH MID

THREE BEDROOM MID TERRACE HOME





THE FORDWICH MID GROUND FLOOR

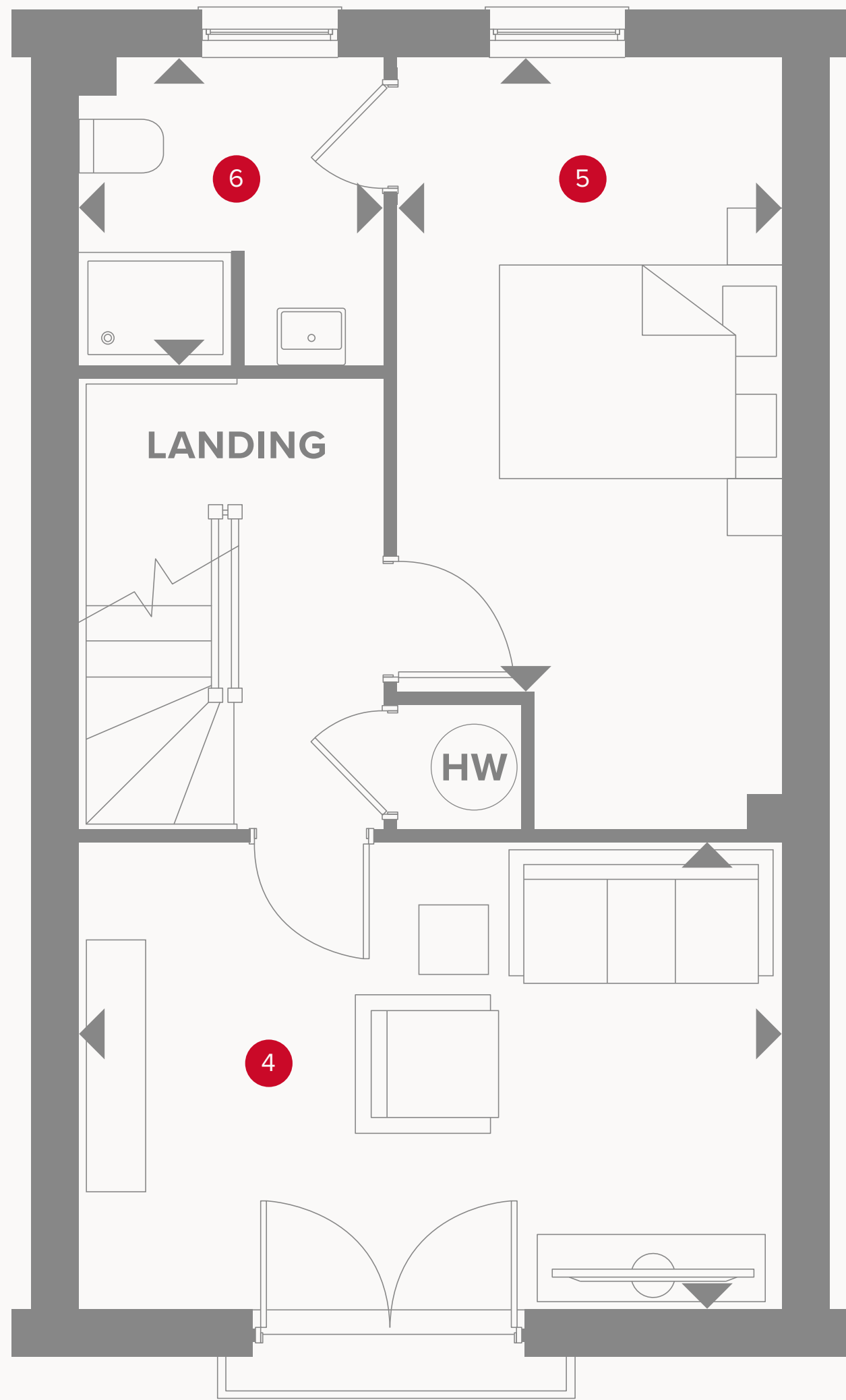
1	Family/Dining	15'8" x 15'2"	4.83 x 4.65 m
2	Kitchen	11'1" x 7'7"	3.40 x 2.37 m
3	Cloaks	6'2" x 3'0"	1.91 x 0.94 m



KEY

- Hob
- FF** Fridge/freezer
- Dimensions start

- ST** Storage cupboard
- DW** Optional Dish washer space
- OV** Oven space
- WM** Washing machine space



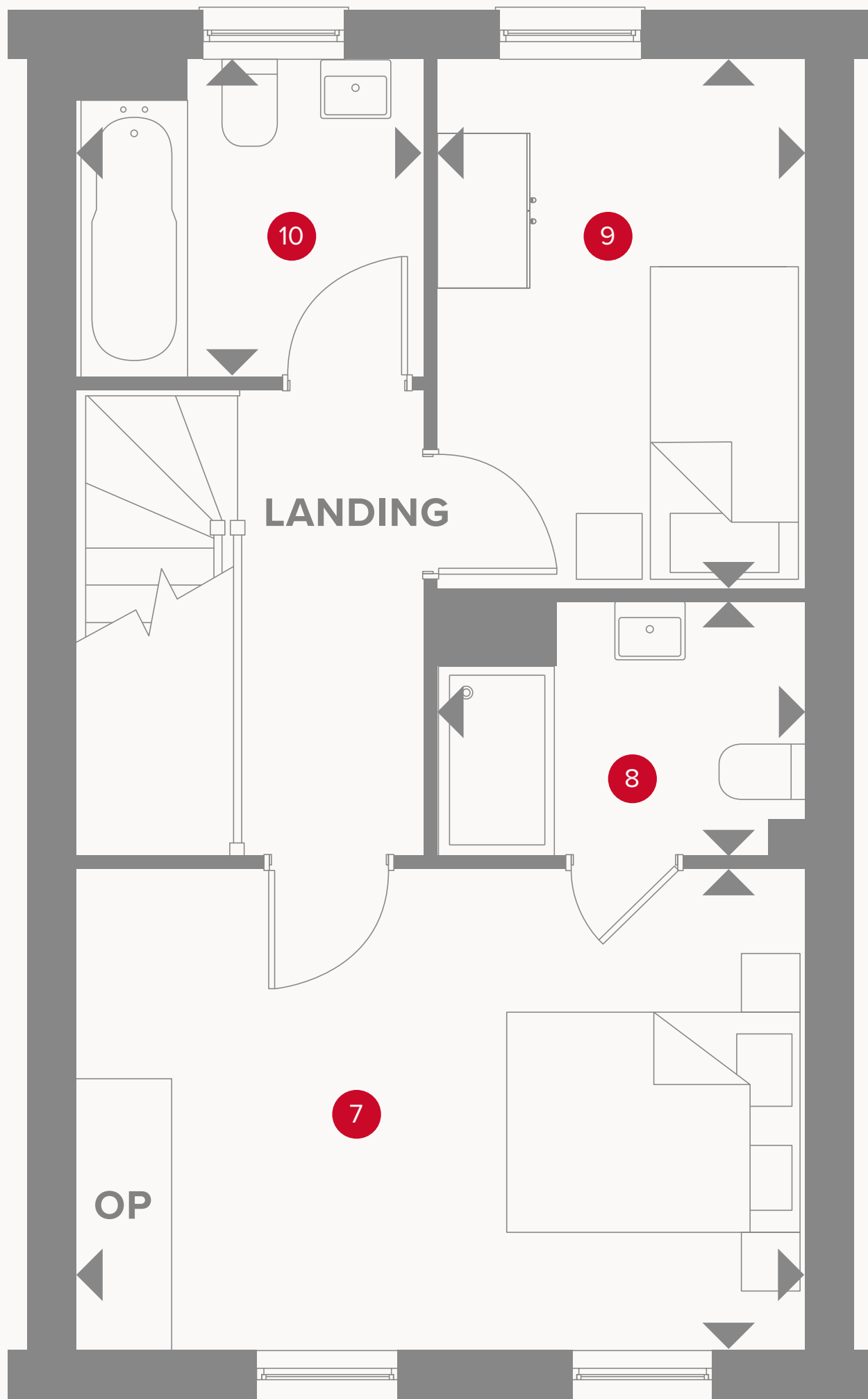
THE FORDWICH MID FIRST FLOOR

4	Living Room	15'2" x 10'1"	4.65 x 3.08 m
5	Bedroom 2	13'6" x 8'3"	4.15 x 2.54 m
6	En-suite 2	6'6" x 6'4"	2.02 x 1.98 m



KEY

- ◀ Dimensions start
- HW** Hot water cylinder



THE FORDWICH MID SECOND FLOOR

7	Bedroom 1	15'2" x 10'1"	4.65 x 3.08 m
8	Ensuite 1	7'6" x 5'3"	2.34 x 1.63 m
9	Bedroom 3	10'9" x 7'6"	3.35 x 2.34 m
10	Bathroom	7'2" x 6'4"	2.22 x 1.98 m



Customers should note this illustration is an example of the Fordwich house type. All dimensions indicated are approximate and the furniture layout is for illustrative purposes only. Homes may be 'handed' (mirror image) versions of the illustrations, and may be detached, semi-detached or terraced. Materials used may differ from plot to plot including render and roof tile colours. Detailed plans and specifications are available for inspection for each plot at our Customer Experience Suite or Sales Centre during working hours and customers must check their individual specifications prior to making a reservation. Please note that the specification show in this plan may include optional upgrades from standard specification. Please speak with your Sales Consultant or visit MyRedrow for more information.

KEY

- ← Dimensions start
- OP Optional Wardrobe