



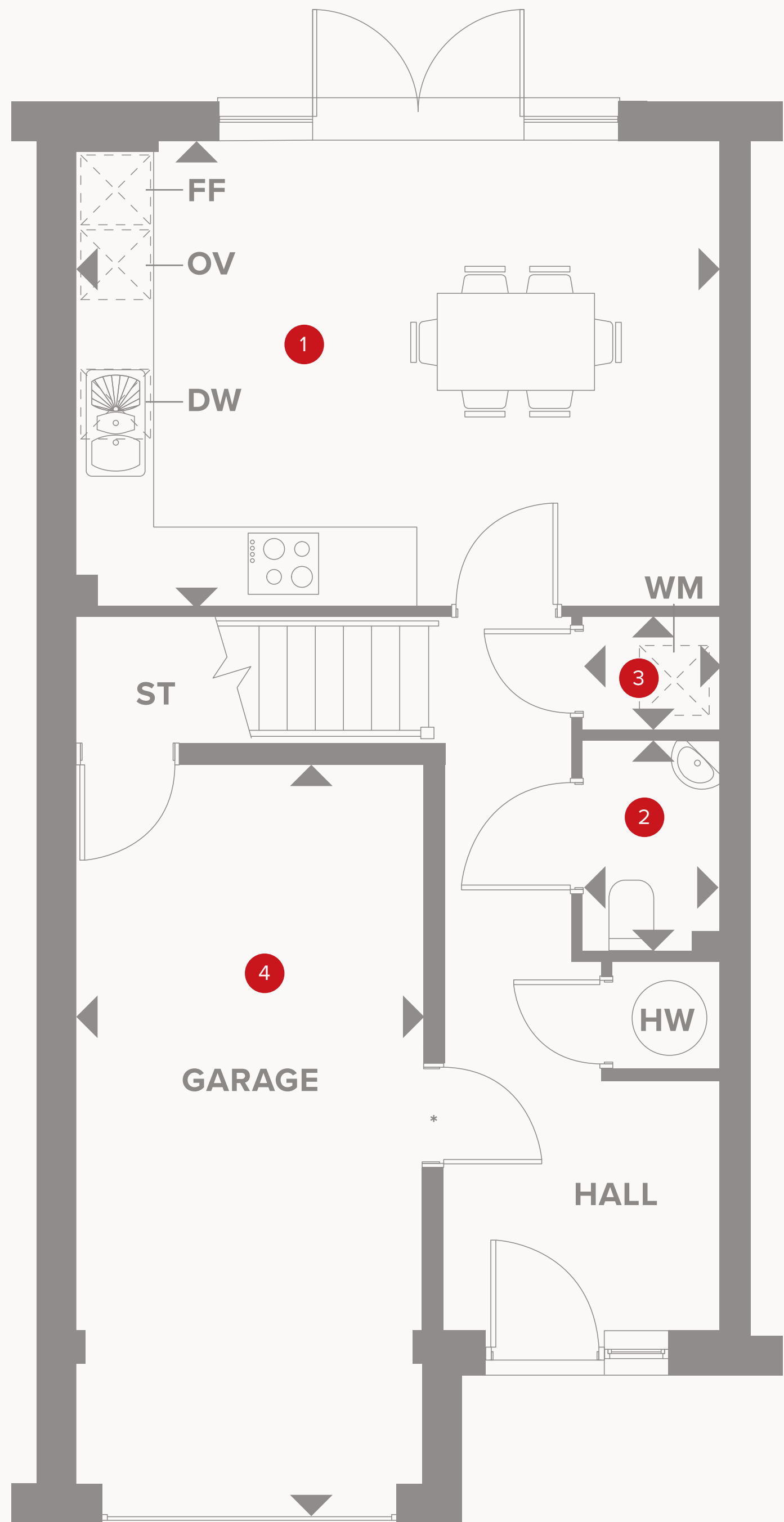
Plots 49, 50, 77 & 78

TAILORED
- REDROW -

THE HARTLEY MID

THREE BEDROOM MID TERRACE HOME







THE HARTLEY MID GROUND FLOOR

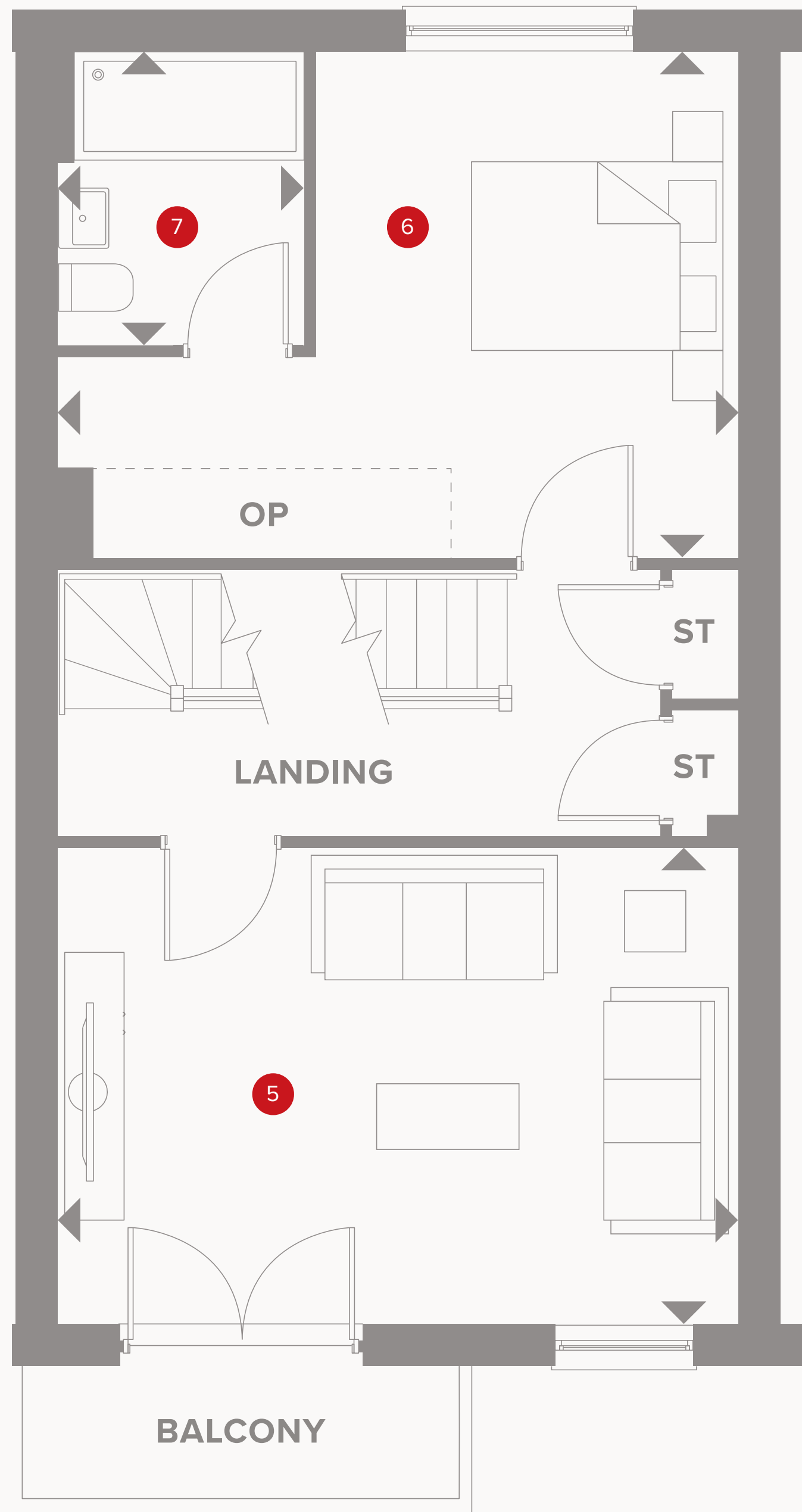
1 Kitchen/Dining	16'6" x 12'4"	5.02 x 3.75 m
2 Cloaks	5'6" x 3'6"	1.68 x 1.06 m
3 Laundry	4'8" x 2'9"	1.06 x 0.83 m
4 Garage	18'6" x 9'10"	5.63 x 2.74 m



KEY

-  Hob
- OV** Oven
- FF** Fridge/freezer
-  Dimensions start

- DW** Dish washer space
- ST** Storage cupboard
- WM** Washing machine space
- HW** Hot water cylinder



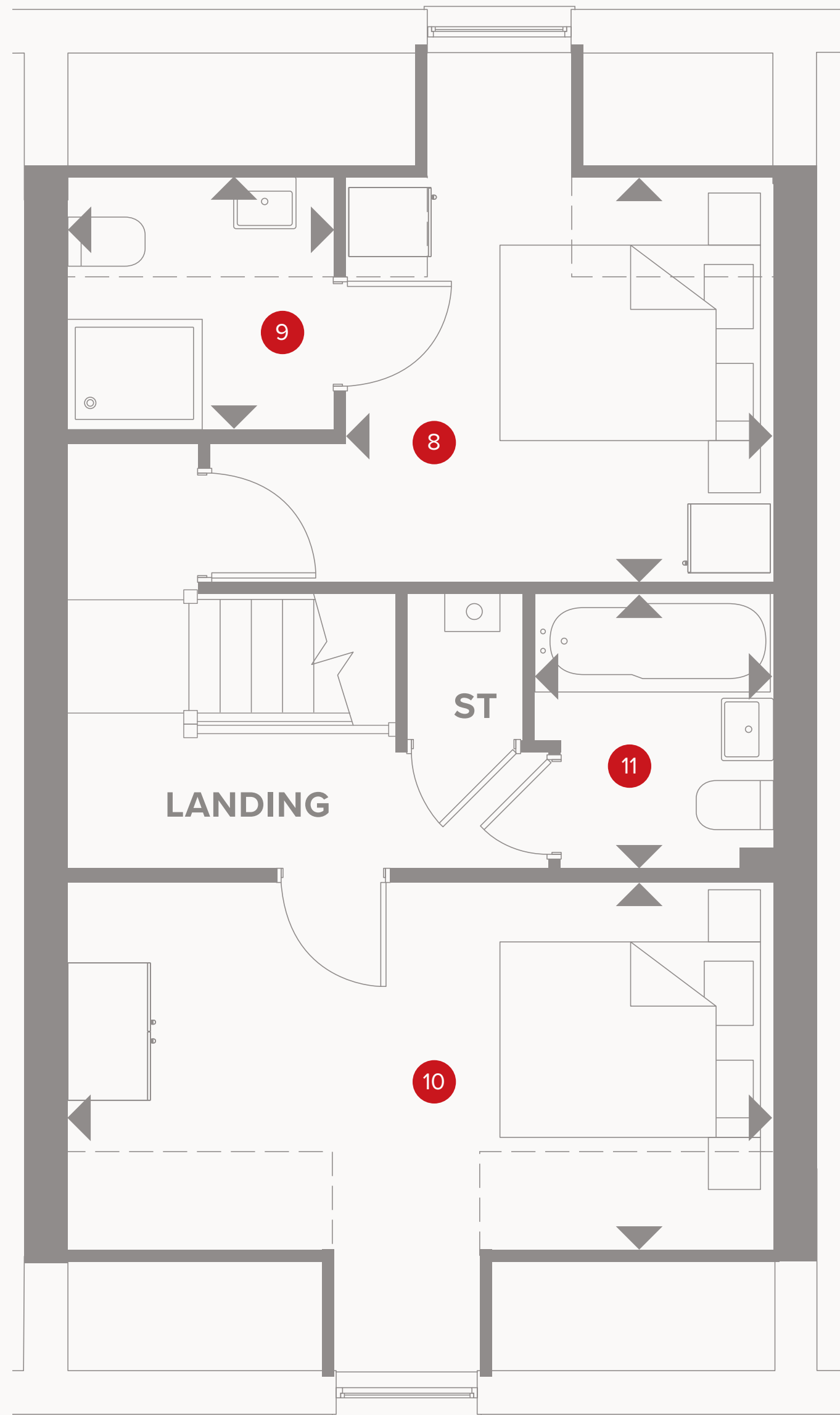
THE HARTLEY MID FIRST FLOOR

5	Lounge	16'7" x 11'8"	5.06 x 3.56 m
6	Bedroom 1	16'7" x 12'4"	5.06 x 3.75 m
7	En-suite	7'0" x 6'0"	2.14 x 1.83 m



KEY

- ◀ Dimensions start
- ST Storage cupboard
- OP Optional wardrobe



THE HARTLEY MID SECOND FLOOR

8	Bedroom 2	10'3" x 9'0"	3.12 x 2.75 m
9	En-suite	6'1" x 5'7"	1.85 x 1.70 m
10	Bedroom 3	16'7" x 8'4"	5.06 x 2.53 m
11	Bathroom	6'6" x 5'7"	1.99 x 1.71 m



Customers should note this illustration is an example of the Hartley Mid house type. All dimensions indicated are approximate and the furniture layout is for illustrative purposes only. Homes may be "handed" (mirror image) versions of the illustrations, and may be detached, semi-detached or terraced. Materials used may differ from plot to plot including render and roof tile colours. Detailed plans and specifications are available for inspection for each plot at our Customer Experience Suite or Sales Centre during working hours and customers must check their individual specifications prior to making a reservation. Please note that the specification show in this plan may include optional upgrades from standard specification. Please speak with your Sales Consultant or visit MyRedrow for more information.

KEY

- ◀ Dimensions start
- ST Storage cupboard