



HERITAGE

- REDROW -

THE CAMBRIDGE

FOUR BEDROOM DETACHED HOME

 **REDROW**



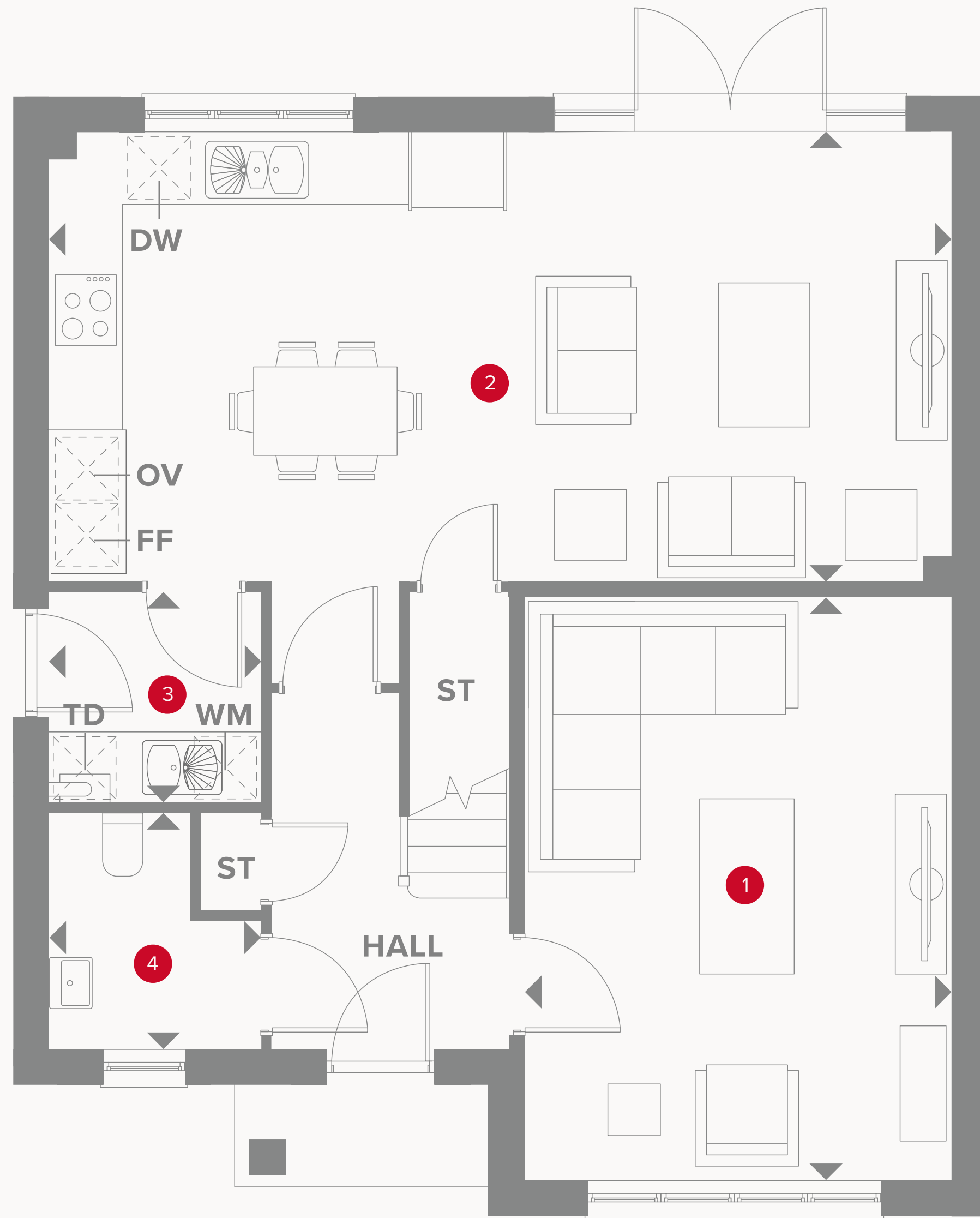
HERITAGE

- REDROW -

THE CAMBRIDGE

FOUR BEDROOM DETACHED HOME

 **REDROW**





THE CAMBRIDGE GROUND FLOOR

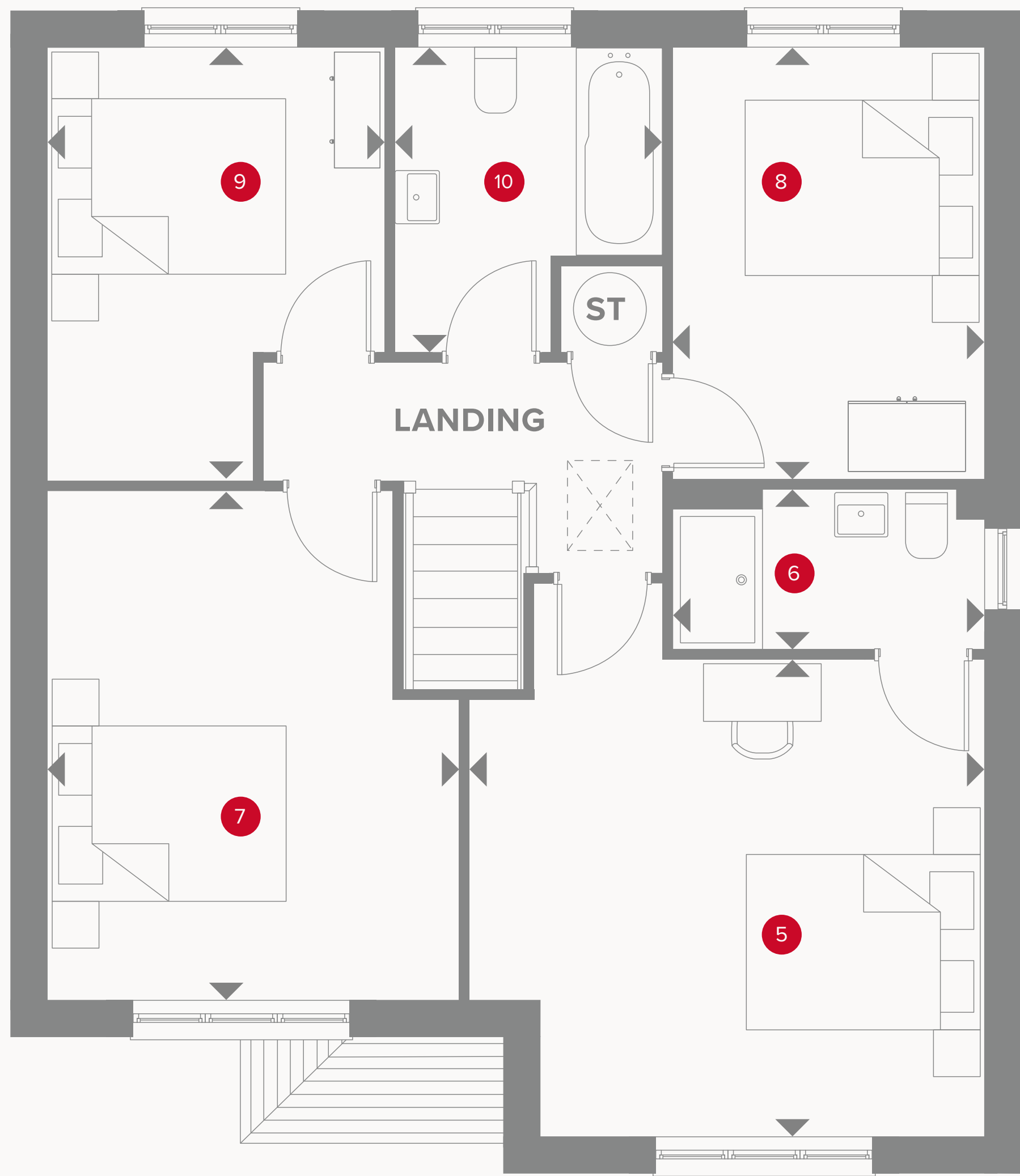
1	Lounge	16'3" x 11'11"	4.95 x 3.63 m
2	Kitchen/Dining/Family	25'2" x 12'6"	7.68 x 3.82 m
3	Utility	5'11" x 5'11"	1.81 x 1.80 m
4	Cloaks	6'6" x 5'11"	1.99 x 1.80 m



KEY

-  Hob
- OV** Oven
- FF** Fridge/freezer
- TD** Tumble dryer space

-  Dimensions start
- ST** Storage cupboard
- WM** Washing machine space
- DW** Dish washer space



THE CAMBRIDGE FIRST FLOOR

5	Bedroom 1	13'10" x 12'9"	4.22 x 3.89 m
6	En-suite	8'5" x 4'3"	2.56 x 1.30 m
7	Bedroom 2	13'9" x 11'1"	4.18 x 3.37 m
8	Bedroom 3	11'7" x 8'5"	3.52 x 2.56 m
9	Bedroom 4	11'7" x 9'1"	3.53 x 2.76 m
10	Bathroom	8'2" x 7'2"	2.49 x 2.19 m

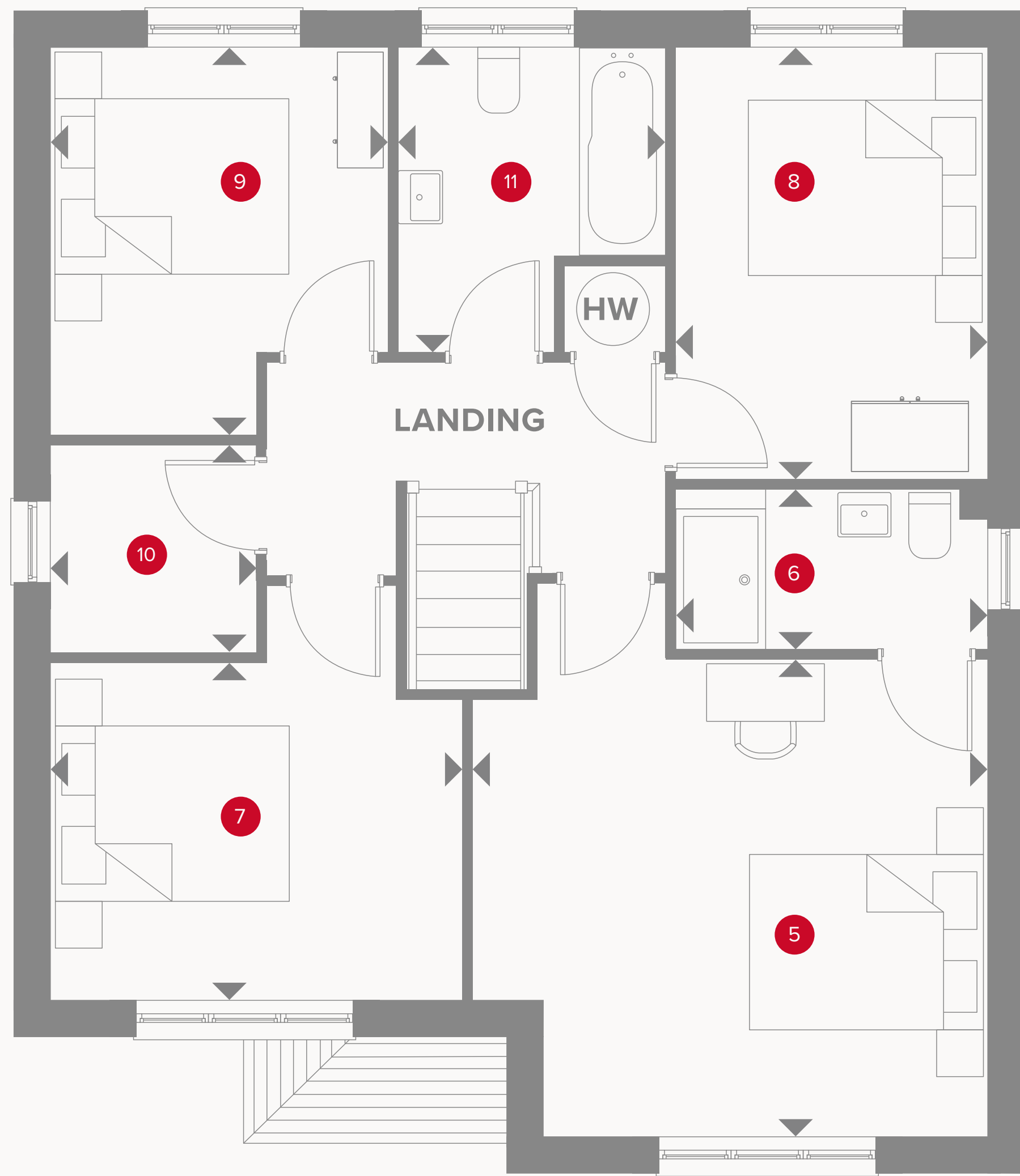


**CONSUMER
CODE FOR
HOME BUILDERS**
www.consumercode.co.uk

Customers should note this illustration is an example of the Cambridge house type. All dimensions indicated are approximate and the furniture layout is for illustrative purposes only. Homes may be 'handed' (mirror image) versions of the illustrations, and may be detached, semi-detached or terraced. Materials used may differ from plot to plot including render and roof tile colours. Detailed plans and specifications are available for inspection for each plot at our Customer Experience Suites during working hours and customers must check their individual specifications prior to making a reservation. Computer generated images are for indicative purposes only.

KEY

- ◀ Dimensions start
- HW Hot water cylinder



THE CAMBRIDGE FIRST FLOOR (STUDY UPGRADE)

5	Bedroom 1	13'9" x 12'8"	4.22 x 3.89 m
6	En-suite	8'5" x 4'3"	2.56 x 1.30 m
7	Bedroom 2	11'1" x 9'1"	3.37 x 2.77 m
8	Bedroom 3	11'7" x 8'5"	3.52 x 2.54 m
9	Bedroom 4	10'4" x 9'1"	3.15 x 2.76 m
10	Study	5'7" x 5'6"	1.70 x 1.68 m
11	Bathroom	8'2" x 7'2"	2.49 x 2.19 m



**CONSUMER
CODE FOR
HOME BUILDERS**
www.consumercode.co.uk

Customers should note this illustration is an example of the Cambridge house type. All dimensions indicated are approximate and the furniture layout is for illustrative purposes only. Homes may be 'handed' (mirror image) versions of the illustrations, and may be detached, semi-detached or terraced. Materials used may differ from plot to plot including render and roof tile colours. Detailed plans and specifications are available for inspection for each plot at our Customer Experience Suites during working hours and customers must check their individual specifications prior to making a reservation. Computer generated images are for indicative purposes only.

KEY

- ◀ Dimensions start
- HW** Hot water cylinder