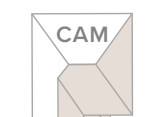





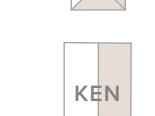
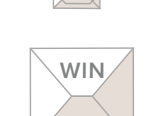
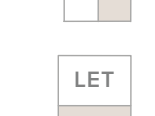
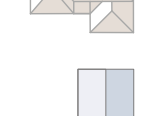


# EXPLORE TEMPLE WOODS



## KEY

 <b>CAMBRIDGE</b> 4 BEDROOM DETACHED HOME	 <b>MARLOW</b> 4 BEDROOM DETACHED HOME
 <b>CHESTER</b> 4 BEDROOM DETACHED HOME	 <b>PORTMAN</b> 3 & 4 BEDROOM TERRACED HOME
 <b>HARLECH</b> 4 BEDROOM DETACHED HOME	 <b>STRATFORD</b> 4 BEDROOM DETACHED HOME
 <b>KENSINGTON</b> 4 BEDROOM TERRACED HOME	 <b>WINDSOR</b> 4 BEDROOM DETACHED HOME
 <b>LETCWORTH</b> 3 BEDROOM SEMI DETACHED HOME	 <b>AFFORDABLE HOUSING</b>

**Affordable Housing:**  
Plots - 260-287 296-300

- V - Visitor Parking
- B/S - Bin Store
- S/S - Sub Station
- C/S - Cycle Store
- - Timber Frame



This plan is indicative and is intended for guidance only and does not form part of any contract or agreement, nor does it show ownership boundaries, easements or wayleaves and is subject to change. For specific details, other than general site layout, please liaise directly with our Sales Consultant.







TEMPLE WHARF DEVELOPMENT

RAILWAY LINE

POSSIBLE FUTURE DEVELOPMENT

NATURE RESERVE  
MEDWAY LAND

MEDWAY ACCESS

EMERGENCY ACCESS

N