











EXPLORE TEMPLE WOODS



KEY

 CAMBRIDGE 4 BEDROOM DETACHED HOME	 MARLOW 4 BEDROOM DETACHED HOME
 CHESTER 4 BEDROOM DETACHED HOME	 PORTMAN 3 & 4 BEDROOM TERRACED HOME
 HARLECH 4 BEDROOM DETACHED HOME	 STRATFORD 4 BEDROOM DETACHED HOME
 KENSINGTON 4 BEDROOM TERRACED HOME	 WINDSOR 4 BEDROOM DETACHED HOME
 LETCWORTH 3 BEDROOM SEMI DETACHED HOME	 AFFORDABLE HOUSING

Affordable Housing:
Plots - 260-287 296-300

- V - Visitor Parking
- B/S - Bin Store
- S/S - Sub Station
- C/S - Cycle Store
- - Timber Frame



This plan is indicative and is intended for guidance only and does not form part of any contract or agreement, nor does it show ownership boundaries, easements or wayleaves and is subject to change. For specific details, other than general site layout, please liaise directly with our Sales Consultant.



TEMPLE WHARF DEVELOPMENT

RAILWAY LINE

NATURE RESERVE
MEDWAY LAND

POSSIBLE
FUTURE DEVELOPMENT

MEDWAY
ACCESS