
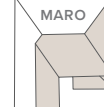
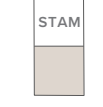
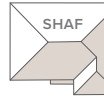
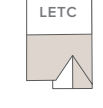
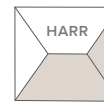
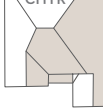
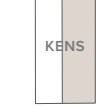

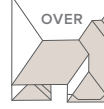
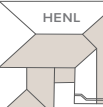
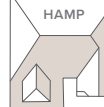

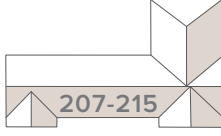
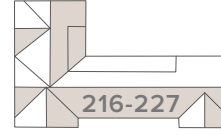


# EXPLORE THE LANDINGS PHASE 1



## KEY

	<b>OXFORD LIFESTYLE</b> 3 BEDROOM DETACHED HOME		<b>MARLOW</b> 4 BEDROOM DETACHED HOME
	<b>STAMFORD</b> 3 BEDROOM SEMI-DETACHED AND TERRACED HOMES		<b>SHAFTSBURY</b> 4 BEDROOM DETACHED HOME
	<b>LETCWORTH</b> 3 BEDROOM SEMI-DETACHED HOME		<b>HARROGATE</b> 4 BEDROOM DETACHED HOME
	<b>CHESTER</b> 4 BEDROOM DETACHED HOME		<b>KENSINGTON</b> 4 BEDROOM SEMI-DETACHED HOME
	<b>LEAMINGTON LIFESTYLE</b> 3 BEDROOM DETACHED HOME		<b>OVERTON</b> 4 BEDROOM DETACHED HOME
	<b>HENLEY</b> 4 BEDROOM DETACHED HOME		<b>HAMPSTEAD</b> 5 BEDROOM DETACHED HOME
			<b>AFFORDABLE HOUSING</b>

	
<b>APARTMENTS</b> 1 & 2 BEDROOM HOMES	<b>APARTMENTS</b> 1 & 2 BEDROOM HOMES

**Affordable Housing:**  
 DART - 114, 115, 116, 117, 118, 137, 138, 139, 140, 143, 144, 145, 146, 147, 148, 152 & 153  
 TAVY - 154, 155, 156, 157, 158, 161, 162, 163, 164, 167, 168, 169, 198 & 199  
 SPEY - 112, 113, 149, 150, 159, 160, 165, 166, 196 & 197  
 TWEED - 119, 120, 141 & 142

**V** - Visitor Parking  
**S/S** - Sub Station  
**BCP** - Bin Collection Point  
**LEAP** - Local Equipped Area of Play  
**P.R.O.W** - Public Right of Way

This plan is indicative and is intended for guidance only and does not form part of any contract or agreement, nor does it show ownership boundaries, easements or wayleaves and is subject to change. For specific details, other than general site layout, please liaise directly with our Sales Consultant.


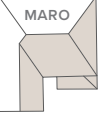
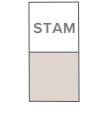
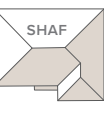
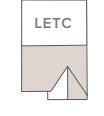


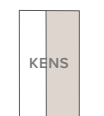
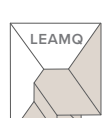
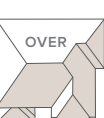
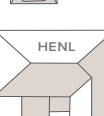

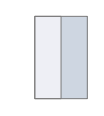




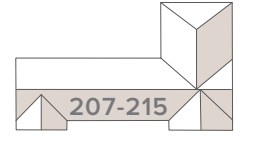
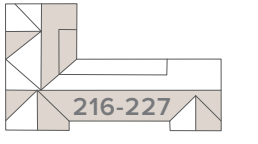
# EXPLORE THE LANDINGS PHASE 1 & 2



## KEY

	<b>OXFORD LIFESTYLE</b> 3 BEDROOM DETACHED HOME		<b>MARLOW</b> 4 BEDROOM DETACHED HOME
	<b>STAMFORD</b> 3 BEDROOM SEMI-DETACHED AND TERRACED HOMES		<b>SHAFTSBURY</b> 4 BEDROOM DETACHED HOME
	<b>LETCWORTH</b> 3 BEDROOM SEMI-DETACHED HOME		<b>HARROGATE</b> 4 BEDROOM DETACHED HOME
	<b>CHESTER</b> 4 BEDROOM DETACHED HOME		<b>KENSINGTON</b> 4 BEDROOM SEMI-DETACHED HOME
	<b>LEAMINGTON LIFESTYLE</b> 3 BEDROOM DETACHED HOME		<b>OVERTON</b> 4 BEDROOM DETACHED HOME
	<b>HENLEY</b> 4 BEDROOM DETACHED HOME		<b>HAMPSTEAD</b> 5 BEDROOM DETACHED HOME
			<b>AFFORDABLE HOUSING</b>

	<b>APARTMENTS</b> 1 & 2 BEDROOM HOMES		<b>APARTMENTS</b> 1 & 2 BEDROOM HOMES
---	--	---	--

**Affordable Housing:**  
 DART - 114, 115, 116, 117, 118, 137, 138, 139, 140, 143, 144, 145, 146, 147, 148, 152 & 153  
 TAVY - 154, 155, 156, 157, 158, 161, 162, 163, 164, 167, 168, 169, 198 & 199  
 SPEY - 112, 113, 149, 150, 159, 160, 165, 166, 196 & 197  
 TWEED - 119, 120, 141 & 142

**V** - Visitor Parking  
**S/S** - Sub Station  
**BCP** - Bin Collection Point  
**LEAP** - Local Equipped Area of Play  
**P.R.O.W** - Public Right of Way

This plan is indicative and is intended for guidance only and does not form part of any contract or agreement, nor does it show ownership boundaries, easements or wayleaves and is subject to change. For specific details, other than general site layout, please liaise directly with our Sales Consultant.

