



**HERITAGE**

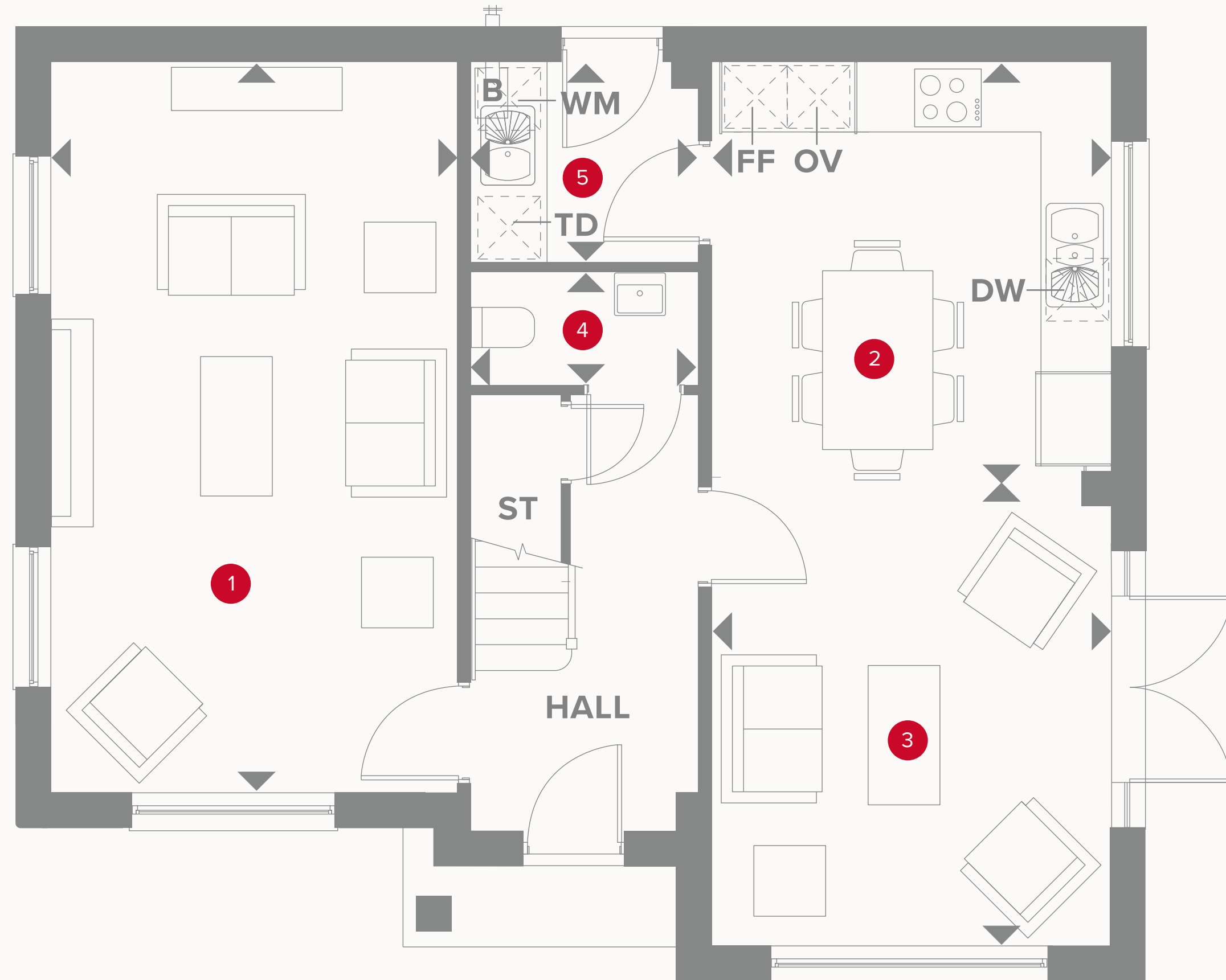
- REDROW -

# THE SHAFTESBURY

FOUR BEDROOM HOME




# THE SHAFTESBURY GROUND FLOOR




1	Lounge	20'9" x 11'9"	6.4 x 3.5 m
2	Kitchen/ Dining/	11'9" x 11'5"	3.6 x 3.5 m
3	Family	13'4" x 11'5"	4.1 x 3.5 m
4	Cloaks	6'2" x 3'3"	1.9 x 1.0 m
5	Utility	6'2" x 5'6"	1.9 x 1.7 m



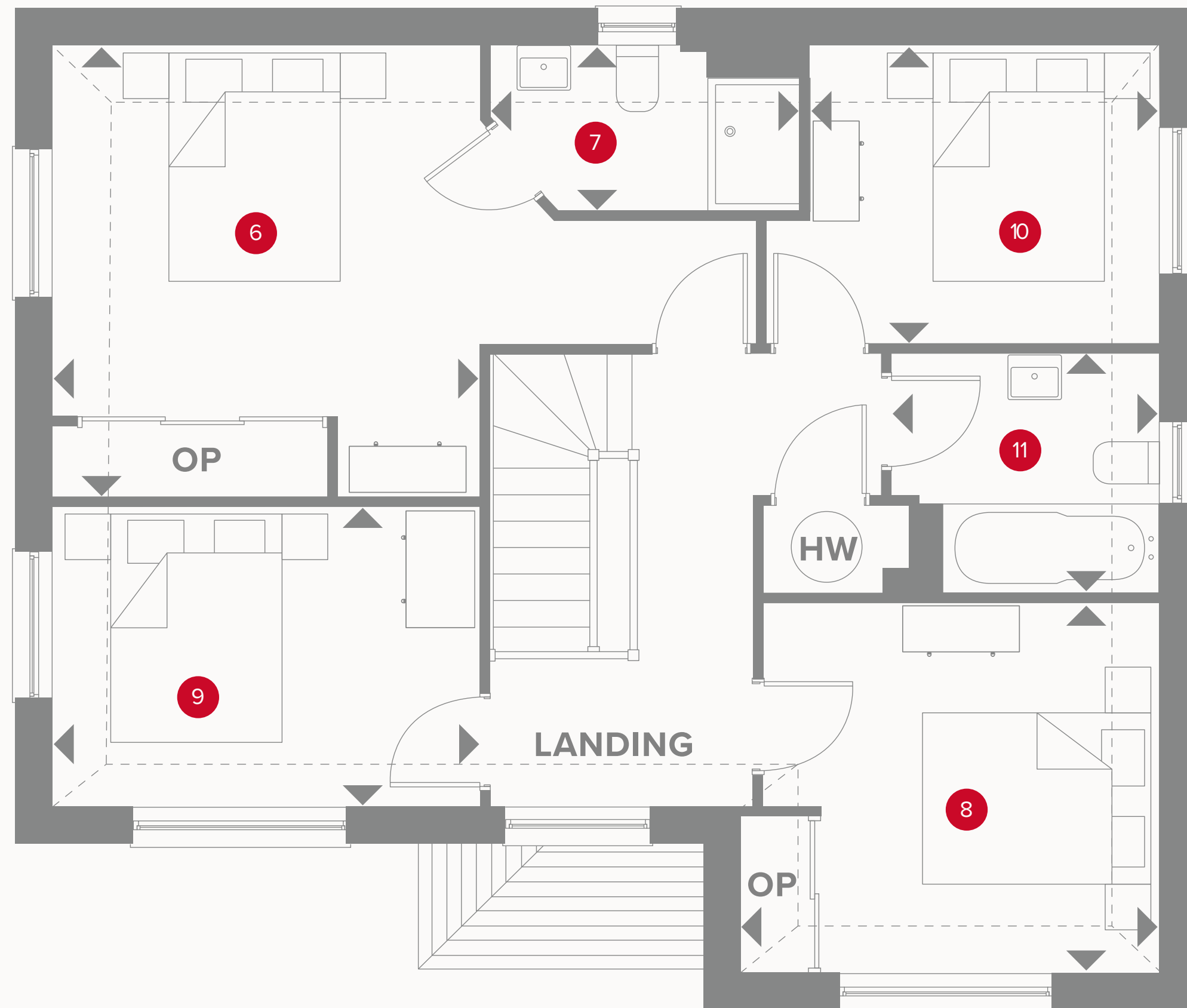
## KEY

 Hob  
**OV** Oven  
**FF** Fridge/freezer  
**TD** Tumble dryer space

 Dimensions start  
**ST** Storage cupboard  
**WM** Washing machine space  
**DW** Dish washer space

**B** Boiler

# THE SHAFTESBURY FIRST FLOOR



6	Bedroom 1	12'1" x 11'9"	3.7 x 3.6 m
7	En-suite	8'2" x 3'11"	2.5 x 1.2 m
8	Bedroom 2	11'5" x 10'2"	3.5 x 3.1 m
9	Bedroom 3	11'9" x 8'2"	3.6 x 2.5 m
10	Bedroom 4	9'6" x 8'2"	2.9 x 2.5 m
11	Bathroom	7'2" x 6'6"	2.2 x 2.0 m



## KEY

- ◀ Dimensions start
- OP Customer option
- HW Hot water storage



Customers should note this illustration is an example of the Henley house type. All dimensions indicated are approximate and the furniture layout is for illustrative purposes only. Homes may be 'handed' (mirror image) versions of the illustrations, and may be detached, semi-detached or terraced. Materials used may differ from plot to plot including render and roof tile colours. Detailed plans and specifications are available for inspection for each plot at our Sales Centre during working hours and customers must check their individual specifications prior to making a reservation.