















EXPLORE ALCONBURY WEALD PHASE 2



KEY

 BUXTON 2 BEDROOM MID TERRACED HOME	 PORTMAN 4 4 BEDROOM SEMI-DETACHED HOME
 BAKEWELL 3 BEDROOM END TERRACED HOME	 STRATFORD 4 BEDROOM DETACHED HOME
 LETCWORTH 3 BEDROOM SEMI-DETACHED HOME	 CAMBRIDGE 4 BEDROOM DETACHED HOME
 PORTMAN 3 3 BEDROOM SEMI-DETACHED HOME	 HARLECH 4 BEDROOM DETACHED HOME
 PORTMAN 3 MARKER 3 BEDROOM SEMI-DETACHED HOME	 HARROGATE 4 BEDROOM DETACHED HOME
 WARWICK 3 BEDROOM DETACHED HOME	 HIGHGATE 5 KEY 5 BEDROOM DETACHED HOME
 AMBERLEY 3 BEDROOM DETACHED HOME	 AFFORDABLE HOUSING

Affordable Housing:
 Maisonette Apartments - 216/217
 Dart End Terraced - 174, 176, 220, 221 & 224
 Dart Mid Terraced - 175, 218, 219, 222 & 223
 Tavy Semi Detached - 130 & 131
 Tavy End Terraced - 124, 129, 148 & 150
 Tavy Mid Terraced - 125, 126, 127, 128 & 149
 Tweed - 132 & 133
 Bungalow - 134, 147 & 212-215



This plan is indicative and is intended for guidance only and does not form part of any contract or agreement, nor does it show ownership boundaries, easements or wayleaves and is subject to change. For specific details, other than general site layout, please liaise directly with our Sales Consultant.

