

















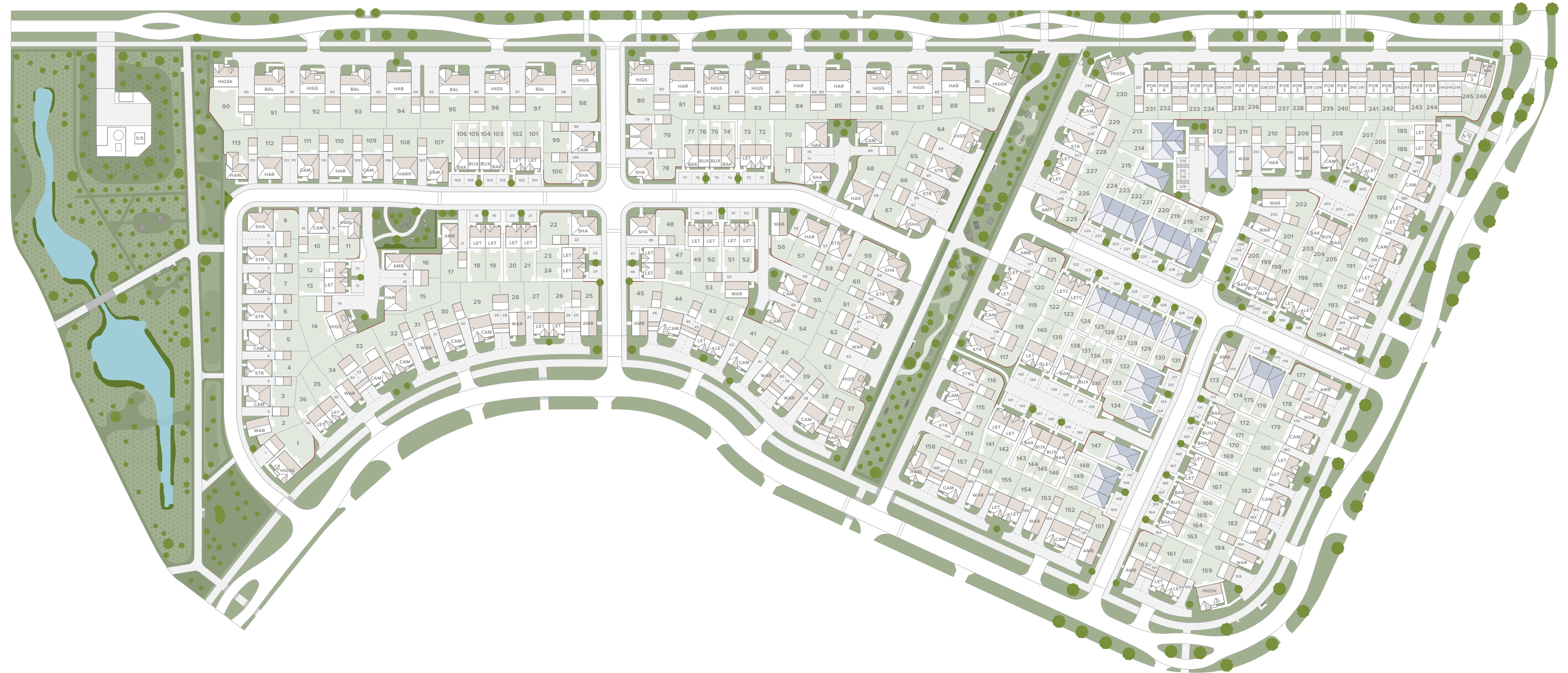


EXPLORE ALCONBURY WEALD PHASE 2



KEY

 BUXTON 2 BEDROOM MID TERRACED HOME	 CAMBRIDGE 4 BEDROOM DETACHED HOME
 BAKEWELL 3 BEDROOM END TERRACED HOME	 HARLECH 4 BEDROOM DETACHED HOME
 LETCWORTH 3 BEDROOM SEMI-DETACHED HOME	 SHAFESBURY 4 BEDROOM DETACHED HOME
 PORTMAN 3 3 BEDROOM SEMI-DETACHED HOME	 HARROGATE 4 BEDROOM DETACHED HOME
 WARWICK 3 BEDROOM DETACHED HOME	 BALMORAL 4 BEDROOM DETACHED HOME
 AMBERLEY 3 BEDROOM DETACHED HOME	 HIGHGATE 5 5 BEDROOM DETACHED HOME
 PORTMAN 4 4 BEDROOM SEMI-DETACHED HOME	 HIGHGATE 5 KEY 5 BEDROOM DETACHED HOME
 PORTMAN 4 MARKER 4 BEDROOM SEMI-DETACHED HOME	 AFFORDABLE HOUSING
 STRATFORD 4 BEDROOM DETACHED HOME	



Affordable Housing:

- Maisonette Apartments - 216/217
- Dart End Terraced - 174, 176, 220, 221 & 224
- Dart Mid Terraced - 175, 218, 219, 222 & 223
- Tavy Semi Detached - 130 & 131
- Tavy End Terraced - 124, 129, 148 & 150
- Tavy Mid Terraced - 125, 126, 127, 128 & 149
- Tweed - 132 & 133
- Bungalow - 134, 147 & 212-215

S/S - Sub Station

This plan is indicative and is intended for guidance only and does not form part of any contract or agreement, nor does it show ownership boundaries, easements or wayleaves and is subject to change. For specific details, other than general site layout, please liaise directly with our Sales Consultant.

