

ALCONBURY WEALD

HUNTINGDON













FUTURE REDROW DEVELOPMENT



SS - Sub Station

This plan is indicative and is intended for guidance only and does not form part of any contract or agreement, nor does it show ownership boundaries, easements or wayleaves. For specific details, other than general site layout, please liaise directly with our site Sales Consultant.

KEY

 AMBERLEY 3 Bedroom home	 AMBERLEY 2 3 Bedroom home	 LUDLOW 3 Bedroom home	 STRATFORD 4 Bedroom home	 WARWICK 3 Bedroom home	 RUTHIN 4 Bedroom home	 CAMBRIDGE 4 Bedroom home
 CAMBRIDGE 2 4 Bedroom home	 SHAFTESBURY 4 Bedroom home	 HARROGATE 4 Bedroom home	 BALMORAL 4 Bedroom home	 HIGHGATE 5 5 Bedroom home		

