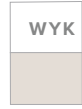













EXPLORE BLOXHAM VALE

KEY

 WYKHAM 3 BEDROOM HOME	 CULWORTH 4 BEDROOM HOME
 ADDERBURY 3 BEDROOM HOME	 SULGRAVE 4 BEDROOM HOME
 ANYHO 3 BEDROOM HOME	 HARDWICK 4 BEDROOM HOME
 SWERFORD 4 BEDROOM HOME	 HELMDON 4 BEDROOM HOME
 OXHILL LIFESTYLE 3 BEDROOM HOME	 HANWELL 5 BEDROOM HOME
 OXHILL 4 BEDROOM HOME	 AFFORDABLE HOUSING

P/S - Pumping Station

G/G - Gas Governor

S/S - Electric Sub Station

○ - Cycle Store

☆ - Bin Store

○ - Bin Collection Point

LEAP - Local Equipped Area of Play

* - Corner plots with additional windows

This plan is indicative and is intended for guidance only and does not form part of any contract or agreement, nor does it show ownership boundaries, easements or wayleaves and is subject to change. For specific details, other than general site layout, please liaise directly with our Sales Consultant.

3099560

