



**TAILORED**

- REDROW -

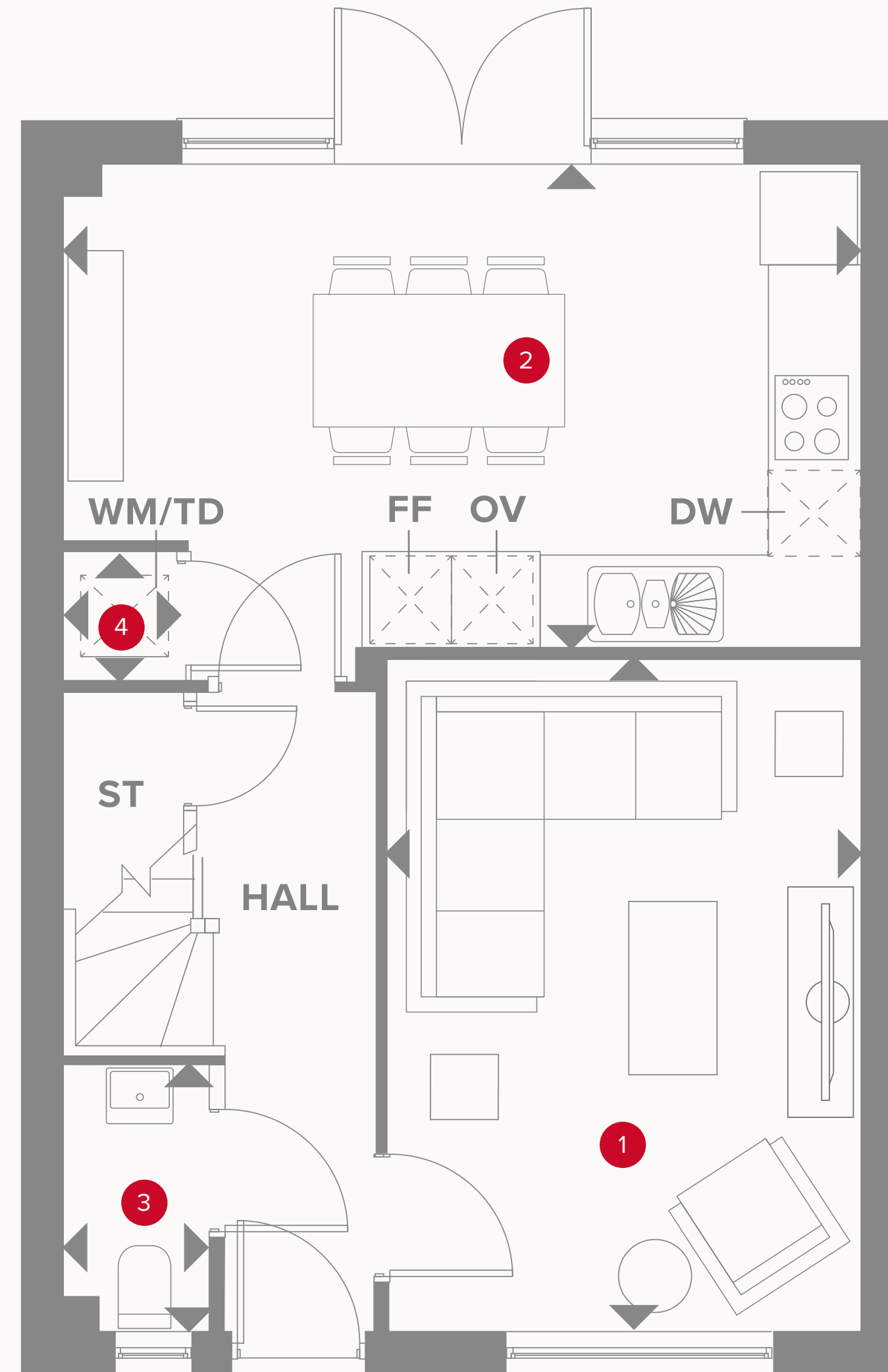
# THE LITTLETON

FOUR BEDROOM HOME


 **REDROW**


# THE LITTLETON GROUND FLOOR

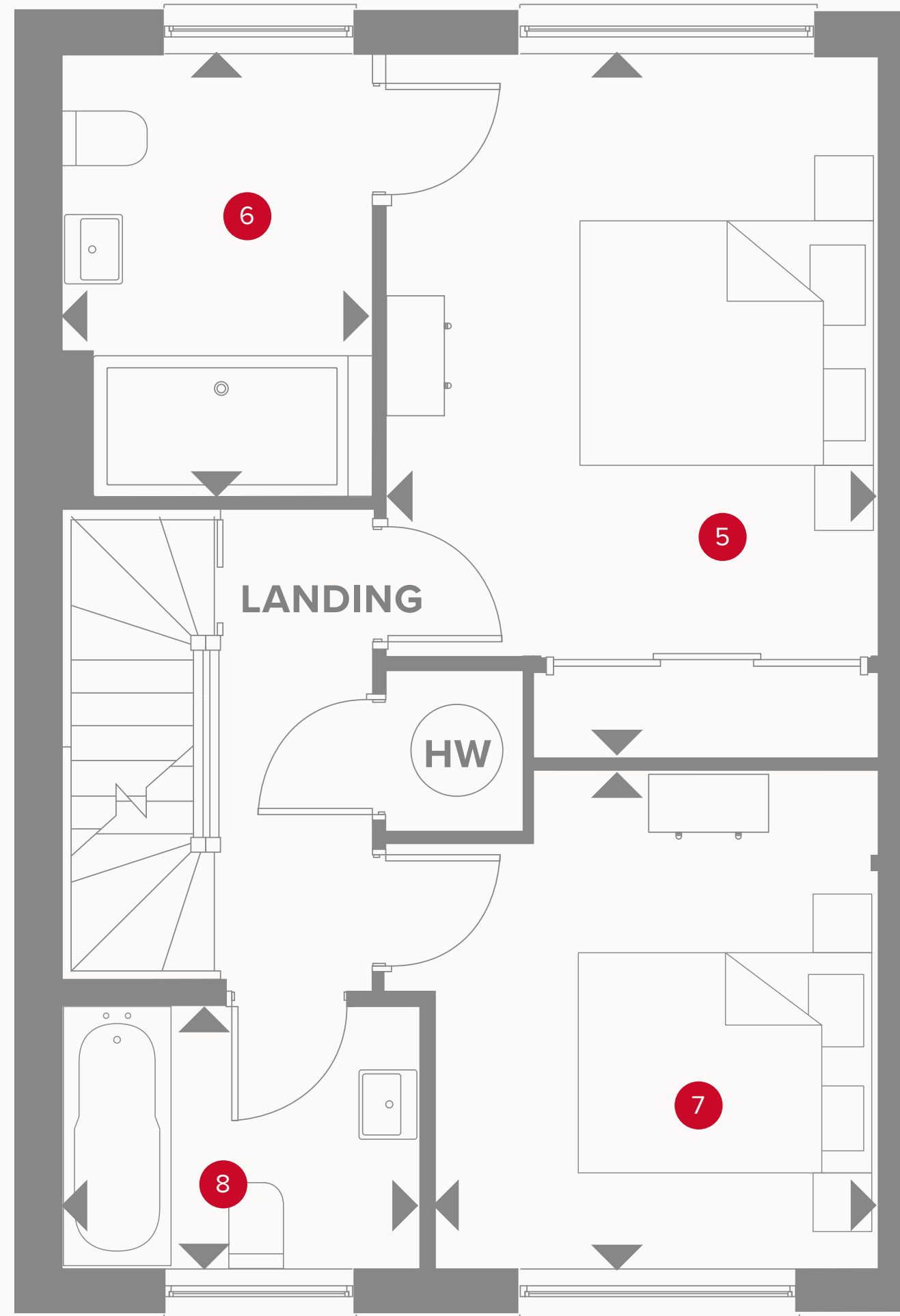
1	Lounge	15'0" x 10'7"	4.60 x 3.26 m
2	Kitchen/ Dining	18'0" x 11'0"	5.48 x 3.36 m
3	Cloaks	5'9" x 3'3"	1.82 x 1.01 m
4	Laundry	2'9" x 2'55"	0.89 x 0.78 m



## KEY

-  Hob
- OV** Oven
- FF** Fridge/freezer
- DW** Dishwasher space

-  Dimensions start
- ST** Storage cupboard
- WM** Washing machine space
- TD** Tumble dryer space



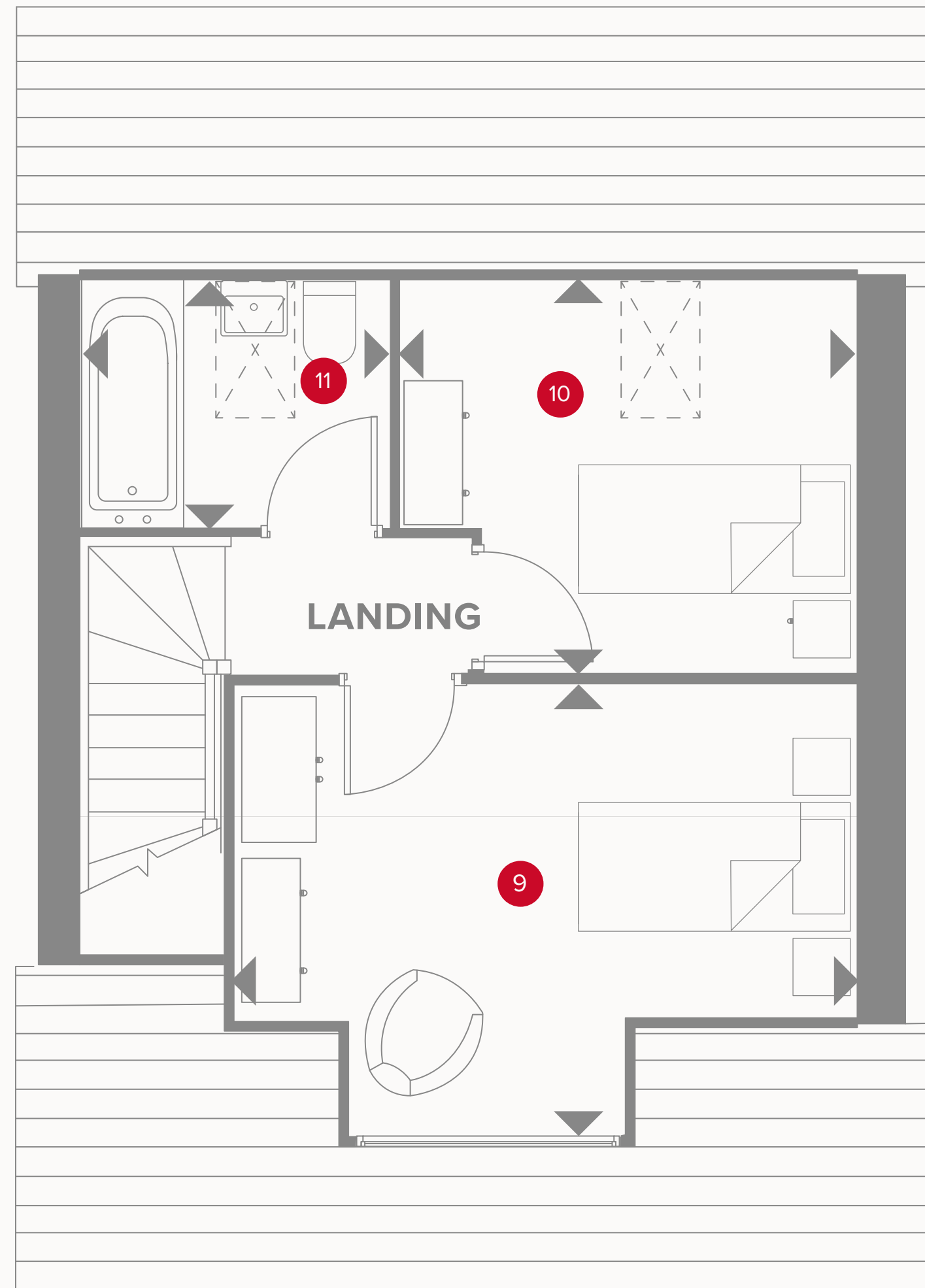
# THE LITTLETON FIRST FLOOR

5	Bedroom 1	15'3" x 10'9"	4.69 x 3.33 m
6	En-suite	9'7" x 6'8"	2.97 x 2.08 m
7	Bedroom 2	10'8" x 9'8"	3.31 x 3.00 m
8	Bathroom 1	7'9" x 5'5"	2.41 x 1.70 m



## KEY

- ◀ Dimensions start
- HW Hot water storage



# THE LITTLETON SECOND FLOOR

9	Bedroom 3	14'3" x 10'10"	4.38 x 3.08 m
10	Bedroom 4	10'3" x 9'9"	3.16 x 3.04 m
11	Bathroom 2	7'1" x 6'7"	2.18 x 2.04 m



- KEY**
- ◀ Dimensions start
  - ST Storage cupboard



Customers should note this illustration is an example of the Henley house type. All dimensions indicated are approximate and the furniture layout is for illustrative purposes only. Homes may be 'handed' (mirror image) versions of the illustrations, and may be detached, semi-detached or terraced. Materials used may differ from plot to plot including render and roof tile colours. Detailed plans and specifications are available for inspection for each plot at our Sales Centre during working hours and customers must check their individual specifications prior to making a reservation.