

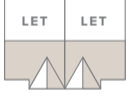







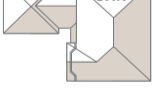




EXPLORE KINGSLAND PARK

KEY

	AMBERLEY 3 BEDROOM HOME		MARLOW 4 BEDROOM HOME
	LETCHWORTH 3 BEDROOM HOME		OXFORD 4 BEDROOM HOME
	OXFORD Q 3 BEDROOM HOME		SHAFTESBURY 4 BEDROOM HOME
	WARWICK 3 BEDROOM HOME		STRATFORD 4 BEDROOM HOME
	CAMBRIDGE 4 BEDROOM HOME		SUNNINGDALE 4 BEDROOM HOME
	CANTERBURY 4 BEDROOM HOME		WELWYN 4 BEDROOM HOME
			AFFORDABLE HOUSING



This plan is indicative and is intended for guidance only and does not form part of any contract or agreement, nor does it show ownership boundaries, easements or wayleaves and is subject to change. For specific details, other than general site layout, please liaise directly with our Sales Consultant.