



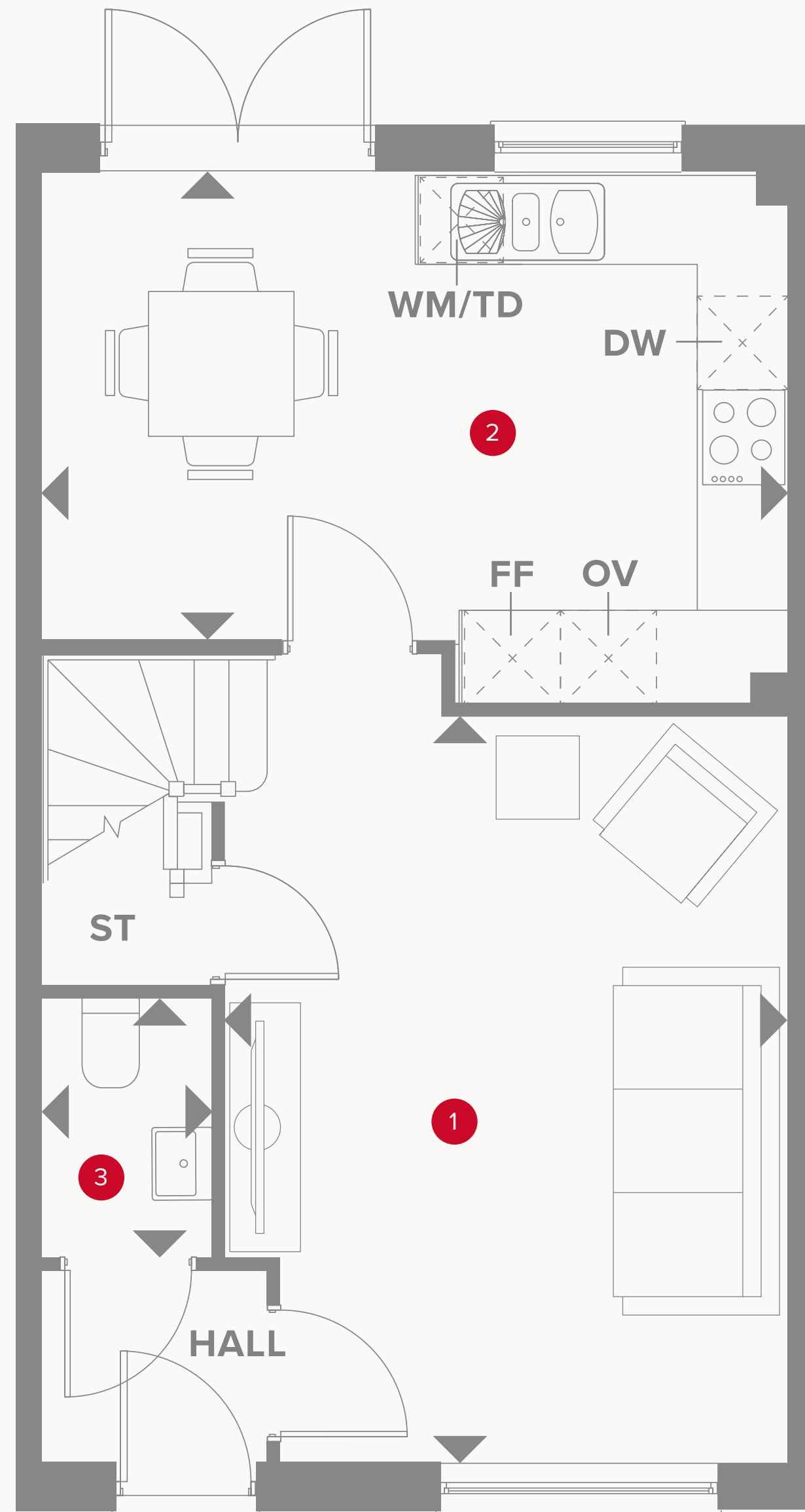
**HERITAGE**

- REDROW -

# THE MALVERN

THREE BEDROOM MID AND END TERRACED HOME







# THE MALVERN GROUND FLOOR

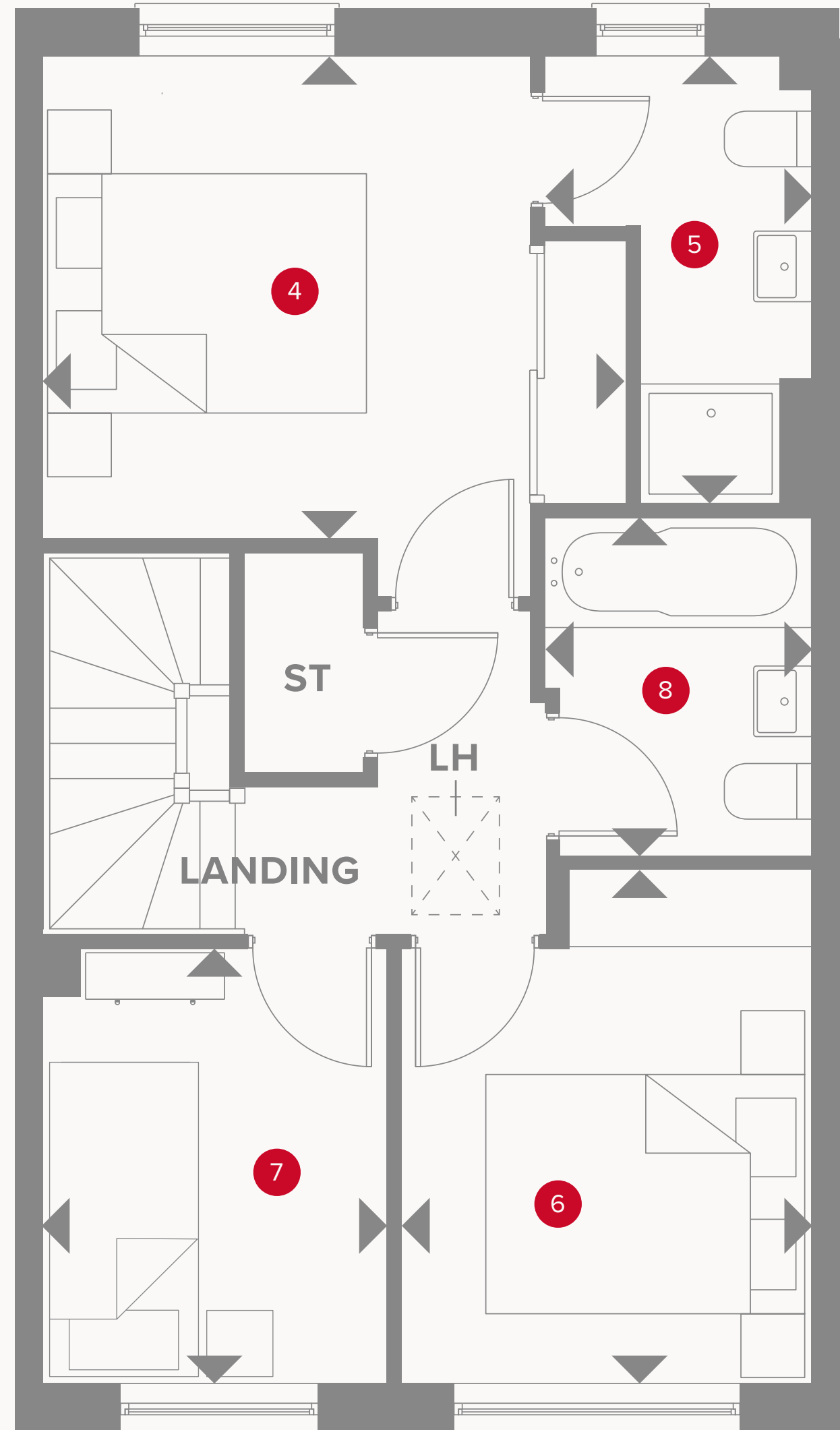
1	Lounge	16'1" x 12'2"	4.90 x 3.70 m
2	Kitchen/Dining	16'1" x 10'1"	4.90 x 3.08 m
3	Cloaks	5'7" x 3'8"	1.70 x 1.11 m



## KEY

-  Hob
- OV** Oven
- FF** Fridge/freezer
- TD** Tumble dryer space

-  Dimensions start
- ST** Storage cupboard
- WM** Washing machine space
- DW** Dish washer space



# THE MALVERN FIRST FLOOR

4	Bedroom 1	12'2" x 10'1"	3.72 x 3.08 m
5	En-suite	9'4" x 5'7"	2.85 x 1.71 m
6	Bedroom 2	10'9" x 8'7"	3.28 x 2.62 m
7	Bedroom 3	9'1" x 7'2"	2.78 x 2.19 m
8	Bathroom	7'1" x 5'7"	2.17 x 1.71 m



Customers should note this illustration is an example of the Malvern house type. All dimensions indicated are approximate and the furniture layout is for illustrative purposes only. Homes may be 'handed' (mirror image) versions of the illustrations, and may be detached, semi-detached or terraced. Materials used may differ from plot to plot including render and roof tile colours. Detailed plans and specifications are available for inspection for each plot at our Customer Experience Suite or Sales Centre during working hours and customers must check their individual specifications prior to making a reservation. Please note that the specification show in this plan may include optional upgrades from standard specification. Please speak with your Sales Consultant or visit MyRedrow for more information.

## KEY

- ◀ Dimensions start
- ST Storage cupboard
- LH Loft hatch