














# EXPLORE TUDOR MEADOW PHASE 1



## KEY

 <b>BAKEWELL</b> 2 BEDROOM TERRACED HOME	 <b>HARROGATE</b> 4 BEDROOM DETACHED HOME
 <b>LETCWORTH</b> 3 BEDROOM SEMI DETACHED HOME	 <b>SUNNINGDALE</b> 4 BEDROOM DETACHED HOME
 <b>AMBERLEY</b> 3 BEDROOM DETACHED HOME	 <b>HAMPSTEAD</b> 4 BEDROOM DETACHED HOME
 <b>STRATFORD LIFESTYLE</b> 3 BEDROOM DETACHED HOME	 <b>HIGHGATE 5</b> 5 BEDROOM DETACHED HOME
 <b>OXFORD LIFESTYLE</b> 3 BEDROOM DETACHED HOME	 <b>RICHMOND</b> 4 BEDROOM DETACHED HOME
 <b>SHAFTESBURY</b> 4 BEDROOM DETACHED HOME	 <b>AFFORDABLE HOUSING</b>
 <b>LEAMINGTON LIFESTYLE</b> 3 BEDROOM DETACHED HOME	

**Affordable Housing:**  
Tavy - 14, 15, 16, 17, 18 & 19  
Avon - 25, 26, 31 & 32  
Maisonette - 27, 28, 29 & 30  
Tweed - 85 & 86

V - Visitor Parking  
BCP - Bin Collection Point  
S/S - Sub Station  
P/S - Pump Station

Plots 71, 127, 157, 168, 173, 185, 191, 260 & 262  
are available as custom build homes, subject to build stage,  
please enquire about available configuration.

This plan is indicative and is intended for guidance only and does not form  
part of any contract or agreement, nor does it show ownership boundaries,  
easements or wayleaves and is subject to change. For specific details, other  
than general site layout, please liaise directly with our Sales Consultant.

