









EXPLORE PLAS TY DRAW PHASE 4



KEY

	AMBERLEY 3 BEDROOM DETACHED HOME		OXFORD 4 BEDROOM DETACHED HOME
	LETC 3 BEDROOM SEMI-DETACHED HOME		LINCOLN 4 BEDROOM DETACHED HOME
	OXFOQ 3 BEDROOM DETACHED HOME		STRATFORD 4 BEDROOM DETACHED HOME
	WARW 3 BEDROOM DETACHED HOME		AFFORDABLE HOUSING

B/S - Bin Store
BCP - Bin Collection Point
C/S - Cycle Store



This plan is indicative and is intended for guidance only and does not form part of any contract or agreement, nor does it show ownership boundaries, easements or wayleaves and is subject to change. For specific details, other than general site layout, please liaise directly with our Sales Consultant.