











# EXPLORE PLAS TY DRAW PHASE 3

## KEY

	<b>WARWICK</b> 3 BEDROOM HOME		<b>OXFORD LIFESTYLE</b> 3 BEDROOM HOME
	<b>AMBERLEY</b> 3 BEDROOM HOME		<b>OXFORD</b> 4 BEDROOM HOME
	<b>SHREWSBURY</b> 4 BEDROOM HOME		<b>CAMBRIDGE</b> 4 BEDROOM HOME
	<b>STRATFORD</b> 4 BEDROOM HOME		<b>SHAFTESBURY</b> 4 BEDROOM HOME
	<b>LINCOLN</b> 4 BEDROOM HOME		<b>WELWYN</b> 4 BEDROOM HOME

BCP – Bin Collection Point



This plan is indicative and is intended for guidance only and does not form part of any contract or agreement, nor does it show ownership boundaries, easements or wayleaves and is subject to change. For specific details, other than general site layout, please liaise directly with our Sales Consultants.