



**HERITAGE**

- REDROW -

# THE SHREWSBURY

FOUR BEDROOM HOME

 **REDROW**



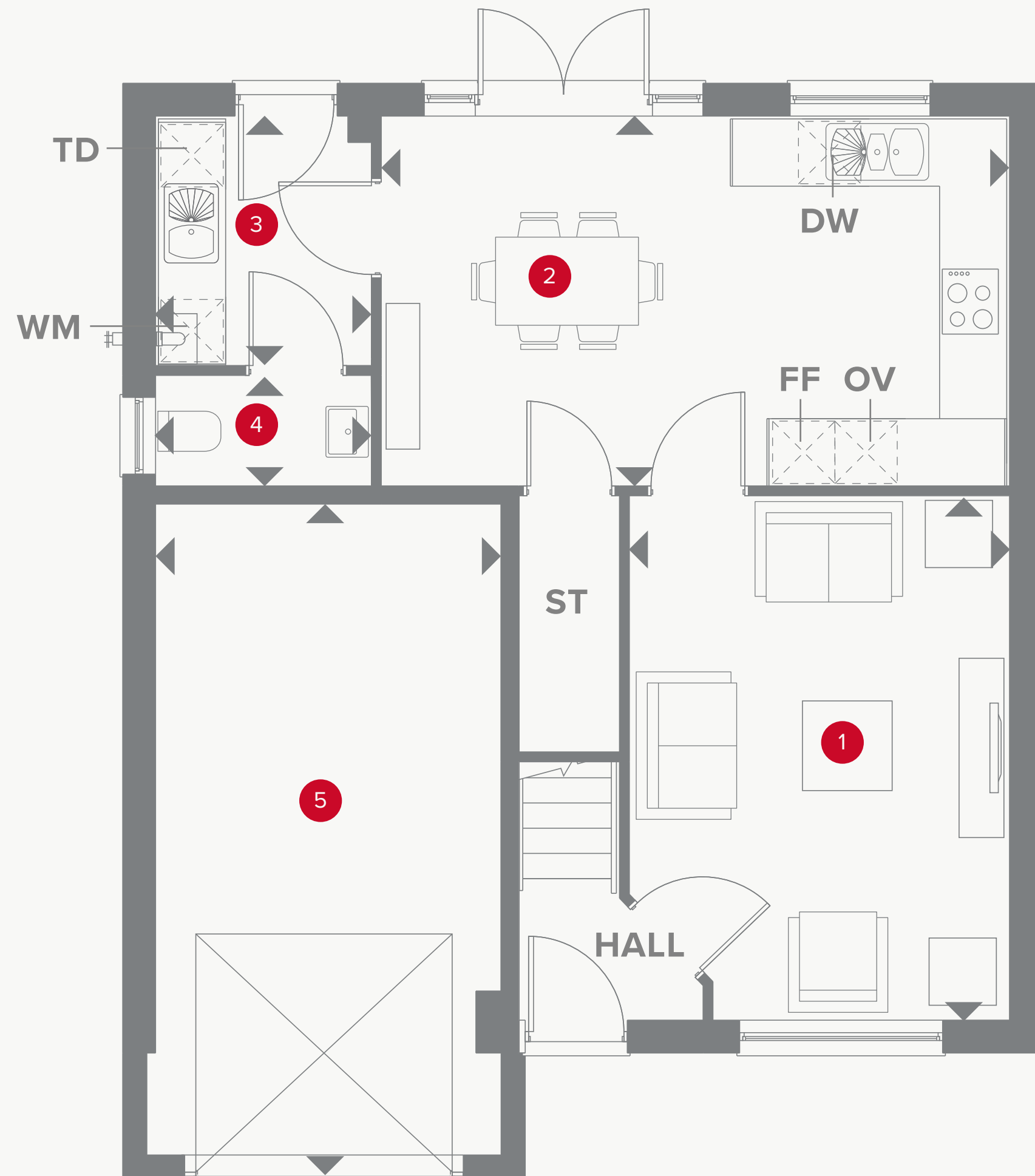
**HERITAGE**

- REDROW -

# THE SHREWSBURY

FOUR BEDROOM HOME

 **REDROW**





# THE SHREWSBURY GROUND FLOOR

1	Lounge	15'3" x 11'1"	4.65 x 3.37 m
2	Kitchen/Dining	18'4" x 10'9"	5.58 x 3.28 m
3	Utility	7'3" x 6'3"	2.20 x 1.90 m
4	Cloaks	6'3" x 3'3"	1.90 x 0.99 m
5	Garage	19'7" x 10'1"	5.97 x 3.08 m

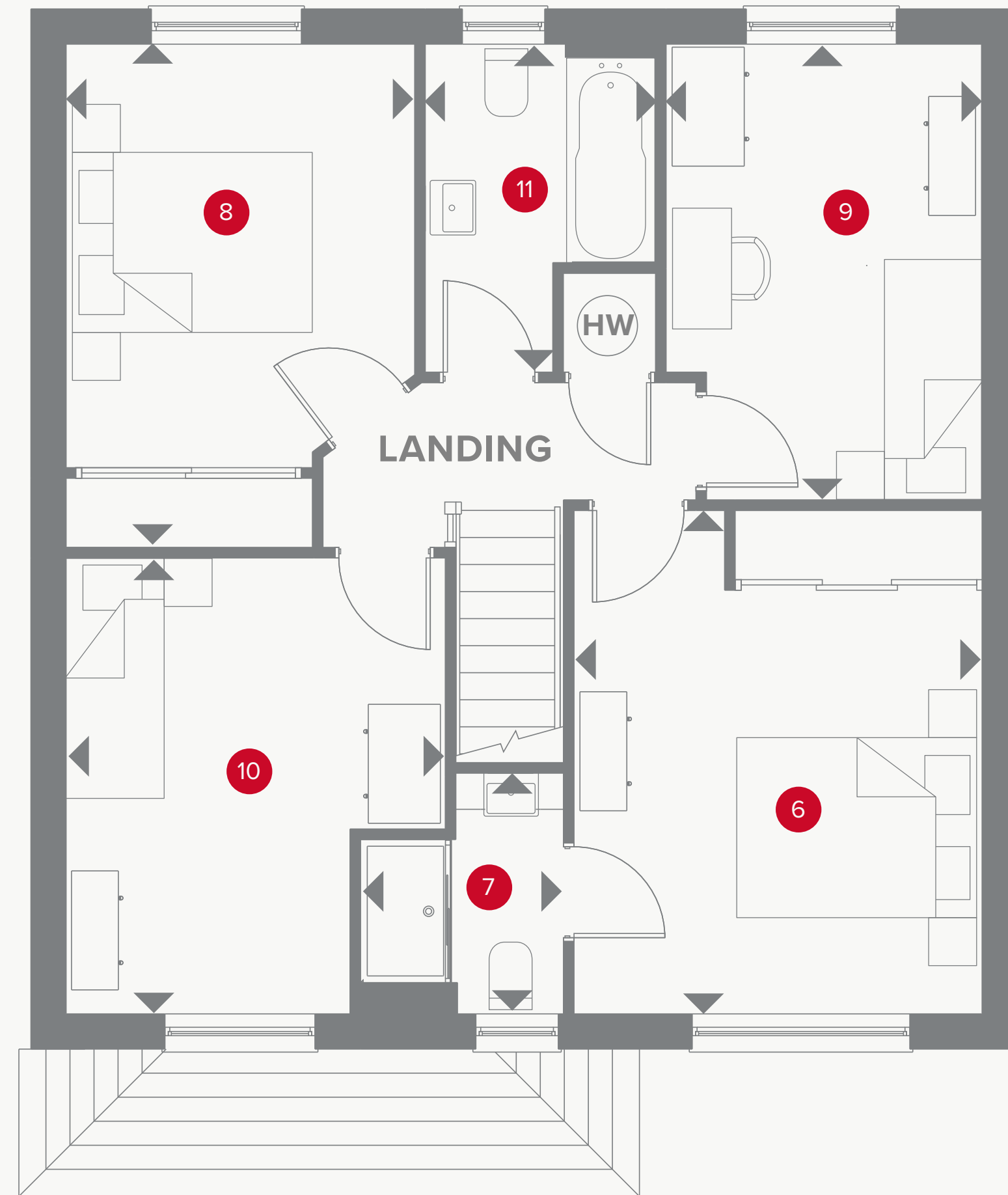


## KEY

-  Hob
- OV** Oven
- FF** Fridge/freezer
- TD** Tumble dryer space

-  Dimensions start
- ST** Storage cupboard
- WM** Washing machine space
- DW** Dish washer space

# THE SHREWSBURY FIRST FLOOR



6	Bedroom 1	13'8" x 11'1"	4.16 x 3.37 m
7	En-suite	6'6" x 5'7"	1.98 x 1.69 m
8	Bedroom 2	13'8" x 9'5"	4.16 x 2.88 m
9	Bedroom 3	12'4" x 8'6"	3.77 x 2.60 m
10	Bedroom 4	12'4" x 10'3"	3.77 x 3.13 m
11	Bathroom	8'10" x 6'4"	2.70 x 1.92 m



## KEY

- ◀ Dimensions start
- HW Hot water storage

**CONSUMER  
CODE FOR  
HOME BUILDERS**  
[www.consumercode.co.uk](http://www.consumercode.co.uk)

Customers should note this illustration is an example of the Shrewsbury house type. All dimensions indicated are approximate and the furniture layout is for illustrative purposes only. Homes may be 'handed' (mirror image) versions of the illustrations, and may be detached, semi-detached or terraced. Materials used may differ from plot to plot including render and roof tile colours. Detailed plans and specifications are available for inspection for each plot at our Sales Centre during working hours and customers must check their individual specifications prior to making a reservation.