

















EXPLORE BLAISE PARK PHASE 4



KEY

 LEDBURY END 2 BEDROOM TERRACED HOME	 LEAMINGTON LIFESTYLE 3 BEDROOM DETACHED HOME
 LEDBURY MID 2 BEDROOM TERRACED HOME	 STRATFORD 4 BEDROOM DETACHED HOME
 WARWICK LIFESTYLE 2 BEDROOM DETACHED HOME	 RICHMOND 4 BEDROOM DETACHED HOME
 LEDBURY GRAND 3 BEDROOM TERRACED HOME	 HARROGATE 4 BEDROOM DETACHED HOME
 LETCWORTH 3 BEDROOM SEMI SEMI-DETACHED HOME	 BALMORAL 4 BEDROOM DETACHED HOME
 WARWICK 3 BEDROOM DETACHED HOME	 MARLBOROUGH 5 BEDROOM DETACHED HOME
 AMBERLEY 3 BEDROOM DETACHED HOME	 AFFORDABLE HOUSING
 OXFORD LIFESTYLE 3 BEDROOM DETACHED HOME	

Affordable Housing:

Tavy 3 - 230, 234, 251, 282, 286
 Tavy End - 229, 232, 233, 236, 250, 253, 281, 284, 285, 288
 Tavy Mid - 231, 235, 252, 283, 287
 Dart End - 240, 241, 242, 243, 244, 245

BCP - Bin Collection Point

This plan is indicative and is intended for guidance only and does not form part of any contract or agreement, nor does it show ownership boundaries, easements or wayleaves and is subject to change. For specific details, other than general site layout, please liaise directly with our Sales Consultant.

