

**HERITAGE**

- REDROW -

# **GLEVUM GREEN**

GLOUCESTER







# WELCOME TO GLEVUM GREEN



## A COLLECTION OF THREE AND FOUR BEDROOM HOMES IN THE HEART OF HISTORIC GLOUCESTER.



Here you will be within easy reach of a superb choice of amenities and schools, as well as excellent transport connections just moments away. Of course, the area is famous for its strong ties to rugby, and with this in mind, we have named three of the development's roads after local rugby legends; Arthur Hudson, Mike Nicholls and Doug Wadley. With so much on offer here, you will find Glevum Green is a wonderful place to call home.





# DISCOVER A BETTER WAY TO LIVE

Life is not just about waking up in a beautiful home. It's about everything that goes with it. From stunning open plan kitchens and entertaining spaces, to places that make the most of the outdoors through to our outstanding customer experiences. Welcome to a better way of living.




# BETTER BY DESIGN

Imagine how much better life would be, with a little more thought and a lot more space. Waking up in a home full of unique character where everything feels carefully considered inside and out. A place where you can relax, think, breathe, work and play in beautifully designed spaces. With Redrow, it's the level of care we bring, that makes all the difference.



# BETTER PLACES

Picture yourself in a peaceful setting where nature is just a short walk away. Where there's a feeling of tranquility as you enjoy a new, relaxed lifestyle, away from the hustle and bustle. A place where there's a sense of community, of living life at your own pace amongst beautiful street scenes and green open spaces where neighbours and dog walkers meet. That's what sets your new neighbourhood apart.



# BETTER EXPERIENCES

There's a better way to move home and it's with Redrow. It starts with managing your appointments and completing your reservation online. From there, you'll get to know your home and neighbours with a home preview and welcome party. Once you're in your home our home owner support section of My Redrow will help you get settled.





## AN INSPIRED **NEW HOME**

Explore what makes this  
collection so unique

We're dedicated to designing and building homes with character that people are proud to live in. Inspired by the past but designed for the future, this collection offers the best of both worlds.



# WHAT MAKES THIS COLLECTION SO UNIQUE?

Our aim has always been to build homes of the highest quality, reflecting the craftsmanship and details associated with the Arts and Crafts movement. It's this, combined with the modern, high end interiors we pride ourselves on, that makes this award winning collection so enviable.

Every inch of our homes has been carefully considered, from features such as traditional porches supported by timber posts with gallows brackets to brick plinths that run the whole way round the property. These features add grandeur and depth to the front of the home and provide an anchoring effect.







## SPEND MORE TIME TOGETHER

The wonderful combination of stunning countryside and all the advantages of living close to the centre of Gloucester is what makes this cathedral city an ideal place to simply enjoy life.

With roots dating back to Roman times, Gloucester is built upon historic foundations, yet is a city that offers all you need for a modern lifestyle.

Gloucester offers a superb choice of shops, amenities and services, with good schools for all ages, supermarkets, high street shops and doctors' surgeries all at your fingertips.

Of course, Gloucester offers all you would expect from a city. But the beautiful countryside that surrounds it is always worth spending time in. Robinswood Hill Country Park is where you can take in views of the wider countryside and take part in nature walks; Churchdown Hill comprises a network of footpaths over four hills that are part of a Woodland Trust site, and Highnam Woods, an area of approximately 160ha, is part of the largest area of ancient woodland in the Severn Vale. Wherever you venture to, you have plenty of open green space to enjoy whenever you wish.





## ENJOY A HEALTHY LIFESTYLE

Being within easy reach of all the things you need and want. This is what makes living in Gloucester so special.

Walk or drive just a short distance from Glevum Green and you have shops, places to eat and drink, schools and a doctors' surgery all immediately available to you.

One thing Gloucester is known for is its long and genuine love of rugby. Here you will find some of the country's most passionate fans, and it is very much part of the fabric of the community.

For time spent on something a little less active, you have a superb range of pubs, cafes and restaurants to choose from. The Glevum Inn is a friendly welcoming pub which offers a tasty menu, including traditional Sunday roasts, while a little further away on foot is Teague's Bar and the Coach & Horses.

Of course, you may want to enjoy a coffee, cake and catch up with friends or family, and there are plenty of options here. The popular Roots is a coffee shop with a community space; Hungry Bean Café is where you can enjoy breakfast or a light lunch, and The Oliver Twist is a cosy place to switch off for a while with a hot drink.

Travel times are approximate only and are taken from Google Maps and AA Route Planner. Information correct at time of print – March 2021





# MORE OPPORTUNITIES

From nursery to university, the superb range of institutions in and around Gloucester means you can make a truly educated choice.

The youngest members of the family can enjoy their early years at either Treetops or Chestnuts Day Nursery, both just a few minutes' drive away. For primary education, Elmbridge Primary School is one of the closest to home at just a 6 minute drive away, while others that can be easily reached include Widden Primary, St Paul's CofE Primary and Longlevens Junior School. Children going into secondary education can attend the state Denmark Road High School, or there is Sir Thomas Rich's School (grammar) or The King's School (co-educational independent day school).

There are also choices for further education. Gloucestershire College is only a short drive from Glevum Green and provides a range of BTEC and Apprenticeship courses, while the University of Gloucester's Oxstalls Campus is approximately 20 minutes on foot from home.

Travel times are approximate only and are taken from Google Maps and AA Route Planner. Information correct at time of print – March 2021



# LESS TIME TRAVELLING

Historic cities, bustling towns and picturesque villages. All within simple reach of your new home.

Choosing Glevum Green will mean having not only a superb new home, but all of the area's excellent road and rail links close at hand.



With the M5 close by, you can easily reach Tewkesbury in around 25 minutes and both Bristol and Worcester in around 40 minutes. The A40 is east of the development, which provides links to Cheltenham in around 20 minutes and the city of Oxford in just over an hour.

For rail journeys for work or leisure, Gloucester station is only a mile away and provides regular journeys to Cheltenham Spa, Worcester Foregate, Nottingham, Cardiff Central and London Paddington. And for air travel, you are just 13 minutes' drive away from Gloucestershire Airport, where you can fly to Jersey and the Isle of Man for short breaks, or even learn to fly.



# WE PUT MORE IN

At Redrow we work hard to contribute to the existing facilities and create new ones, to dovetail our development into the local community. Below are some of the community benefits installed at **Glevum Green**.



# SO YOU GET MORE OUT












- Public Green Open Spaces
- Affordable Homes
- Cycleways & Footpaths
- Attenuation Basin



# EXPLORE GLEVUM GREEN



## KEY

	<b>LUDLOW</b> 3 BEDROOM HOME		<b>CAMBRIDGE</b> 4 BEDROOM HOME
	<b>WARWICK</b> 3 BEDROOM HOME		<b>SHAFESBURY</b> 4 BEDROOM HOME
	<b>AMBERLEY</b> 3 BEDROOM HOME		<b>WELWYN</b> 4 BEDROOM HOME
	<b>SHREWSBURY</b> 4 BEDROOM HOME		<b>CANTERBURY</b> 4 BEDROOM HOME
	<b>MARLOW</b> 4 BEDROOM HOME		<b>AFFORDABLE HOMES</b>
	<b>OXFORD LIFESTYLE</b> 3 BEDROOM HOME		

POS – Public Open Space



This plan is indicative and is intended for guidance only and does not form part of any contract or agreement, nor does it show ownership boundaries, easements or wayleaves and is subject to change. For specific details, other than general site layout, please liaise directly with our Sales Consultant.





**HERITAGE**

- REDROW -

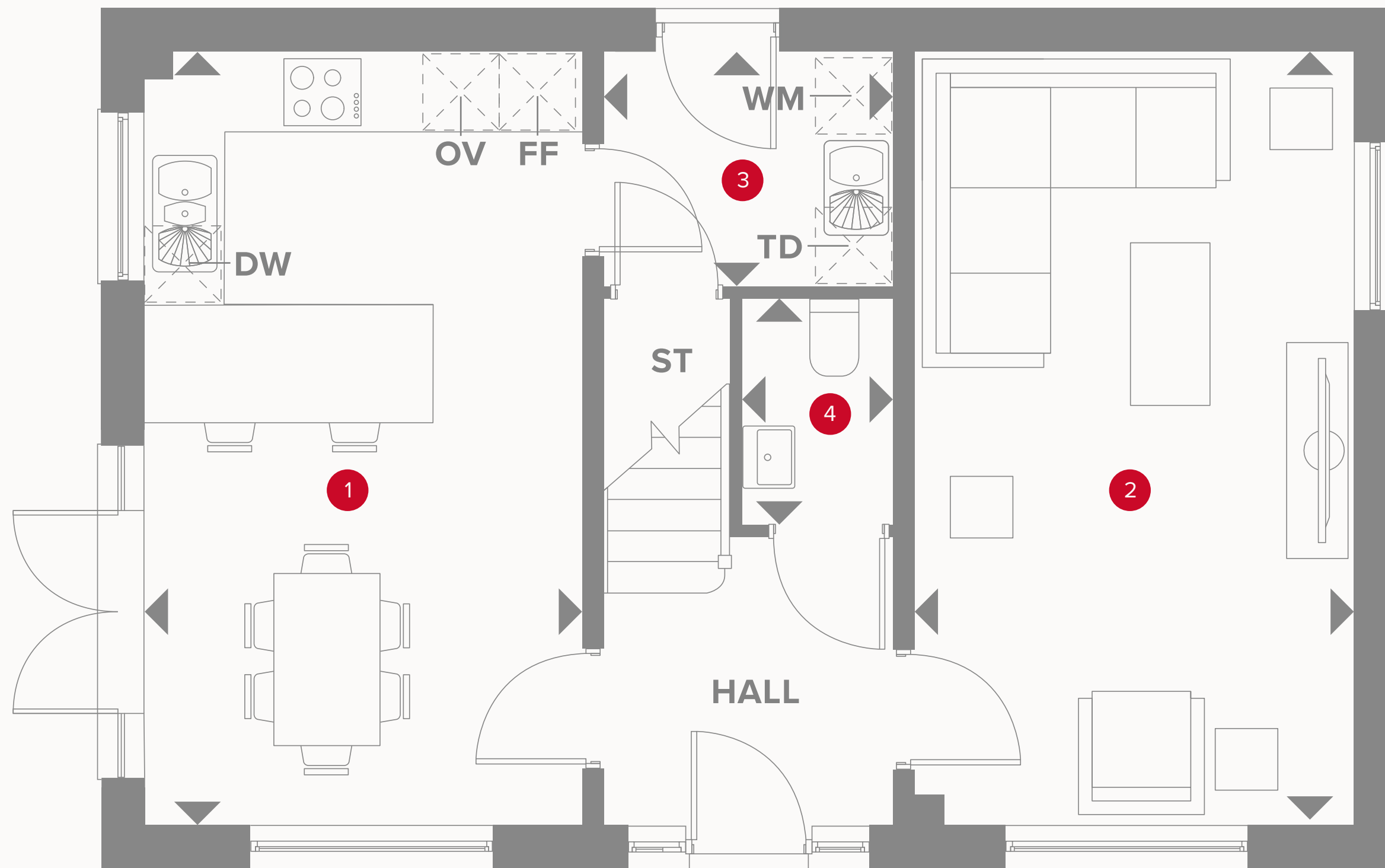
# THE AMBERLEY

THREE BEDROOM HOME

 **REDROW**



# THE AMBERLEY GROUND FLOOR



1	Kitchen/ Dining	18'11" x 10'9"	5.77 x 3.28 m
2	Lounge	18'11" x 10'9"	5.77 x 3.27 m
3	Utility	7'2" x 5'9"	2.18 x 1.75 m
4	Cloaks	5'7" x 3'9"	1.70 x 1.14 m



## KEY

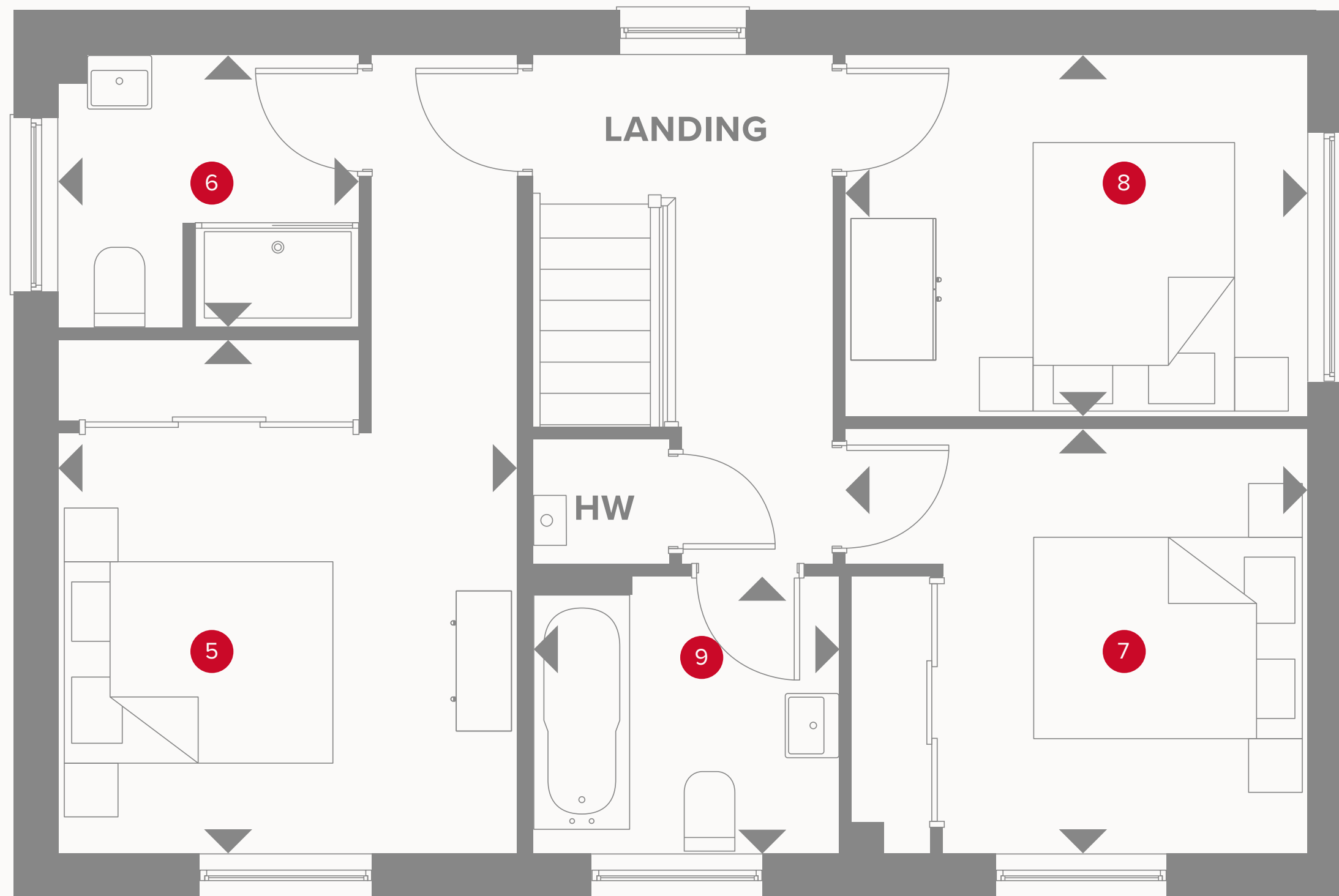
-  Hob
- OV** Oven
- FF** Fridge/freezer
- TD** Tumble dryer space

-  Dimensions start
- ST** Storage cupboard
- WM** Washing machine space
- DW** Dish washer space



# THE AMBERLEY FIRST FLOOR

5	Bedroom 1	12'1" x 10'10"	3.68 x 3.31 m
6	En-suite	7'2" x 6'7"	2.18 x 2.00 m
7	Bedroom 2	10'10" x 10'0"	3.30 x 3.05 m
8	Bedroom 3	11'0" x 8'8"	3.35 x 2.63 m
9	Bathroom	7'3" x 6'6"	2.22 x 1.98 m



## KEY

- ◀ Dimensions start
- HW Hot water storage

**CONSUMER  
CODE FOR  
HOME BUILDERS**  
[www.consumercode.co.uk](http://www.consumercode.co.uk)

Customers should note this illustration is an example of the Amberley house type. All dimensions indicated are approximate and the furniture layout is for illustrative purposes only. Homes may be 'handed' (mirror image) versions of the illustrations, and may be detached, semi-detached or terraced. Materials used may differ from plot to plot including render and roof tile colours. Detailed plans and specifications are available for inspection for each plot at our Sales Centre during working hours and customers must check their individual specifications prior to making a reservation.





**HERITAGE**

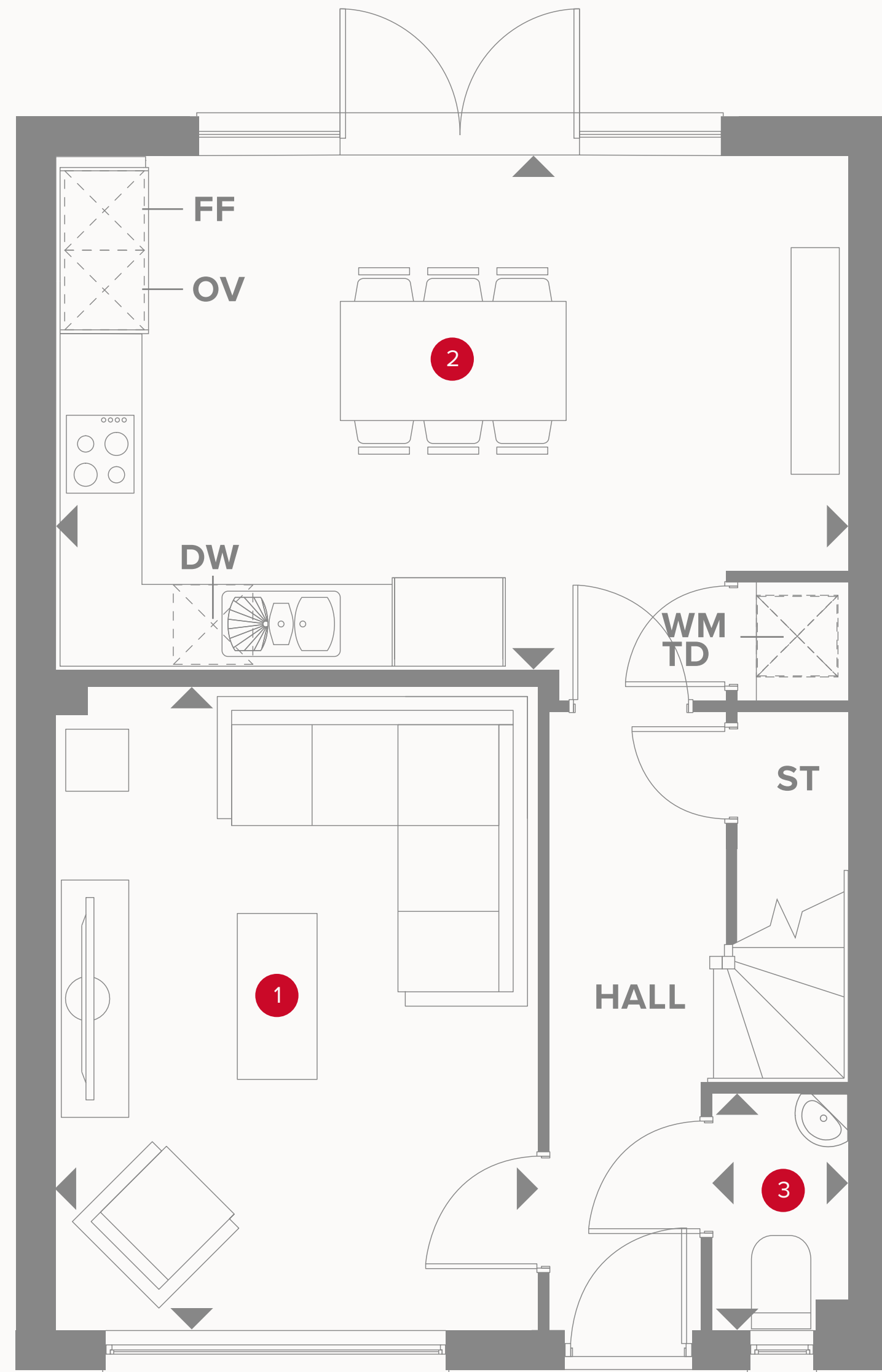
- REDROW -

# THE WARWICK

THREE BEDROOM HOME







# THE WARWICK GROUND FLOOR

1	Lounge	15'5" x 11'7"	4.71 x 3.52 m
2	Kitchen/ Dining	18'11" x 12'3"	5.77 x 3.73 m
3	Cloaks	5'7" x 3'3"	1.71 x 0.98 m

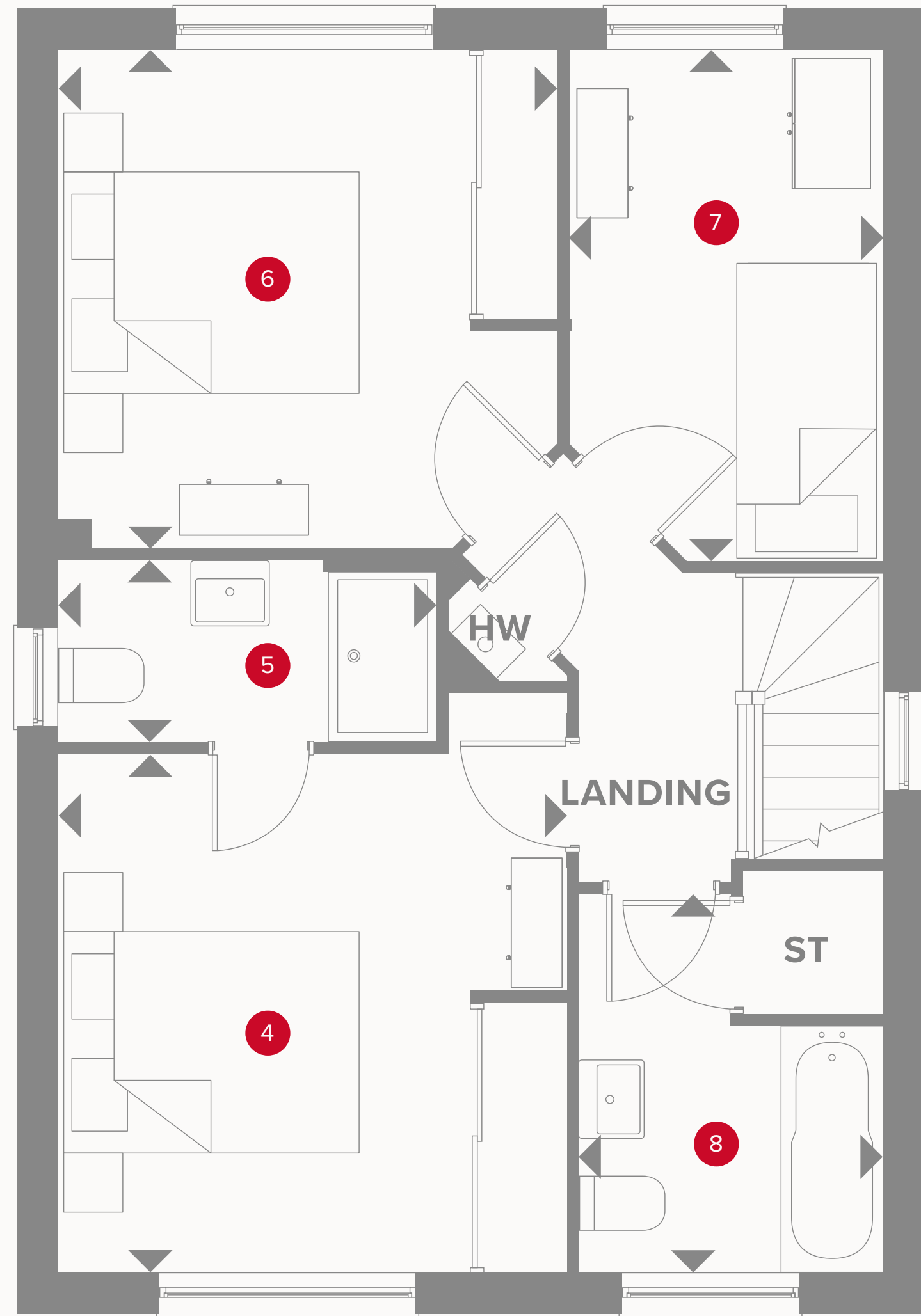


## KEY

-  Hob
- OV** Oven
- FF** Fridge/freezer
- TD** Tumble dryer space

-  Dimensions start
- ST** Storage cupboard
- WM** Washing machine space
- DW** Dish washer space





# THE WARWICK FIRST FLOOR

4	Bedroom 1	11'11" x 11'8"	3.63 x 3.55 m
5	En-suite	8'8" x 4'2"	2.64 x 1.28 m
6	Bedroom 2	11'5" x 11'5"	3.49 x 3.49 m
7	Bedroom 3	11'9" x 7'2"	3.58 x 2.19 m
8	Bathroom	8'8" x 7'0"	2.65 x 2.13 m



## KEY

- ◀ Dimensions start
- HW Hot water storage



Customers should note this illustration is an example of the Warwick house type. All dimensions indicated are approximate and the furniture layout is for illustrative purposes only. Homes may be 'handed' (mirror image) versions of the illustrations, and may be detached, semi-detached or terraced. Materials used may differ from plot to plot including render and roof tile colours. Detailed plans and specifications are available for inspection for each plot at our Sales Centre during working hours and customers must check their individual specifications prior to making a reservation





**HERITAGE**

- REDROW -

# THE LUDLOW

THREE BEDROOM HOME

 **REDROW**





# THE LUDLOW GROUND FLOOR

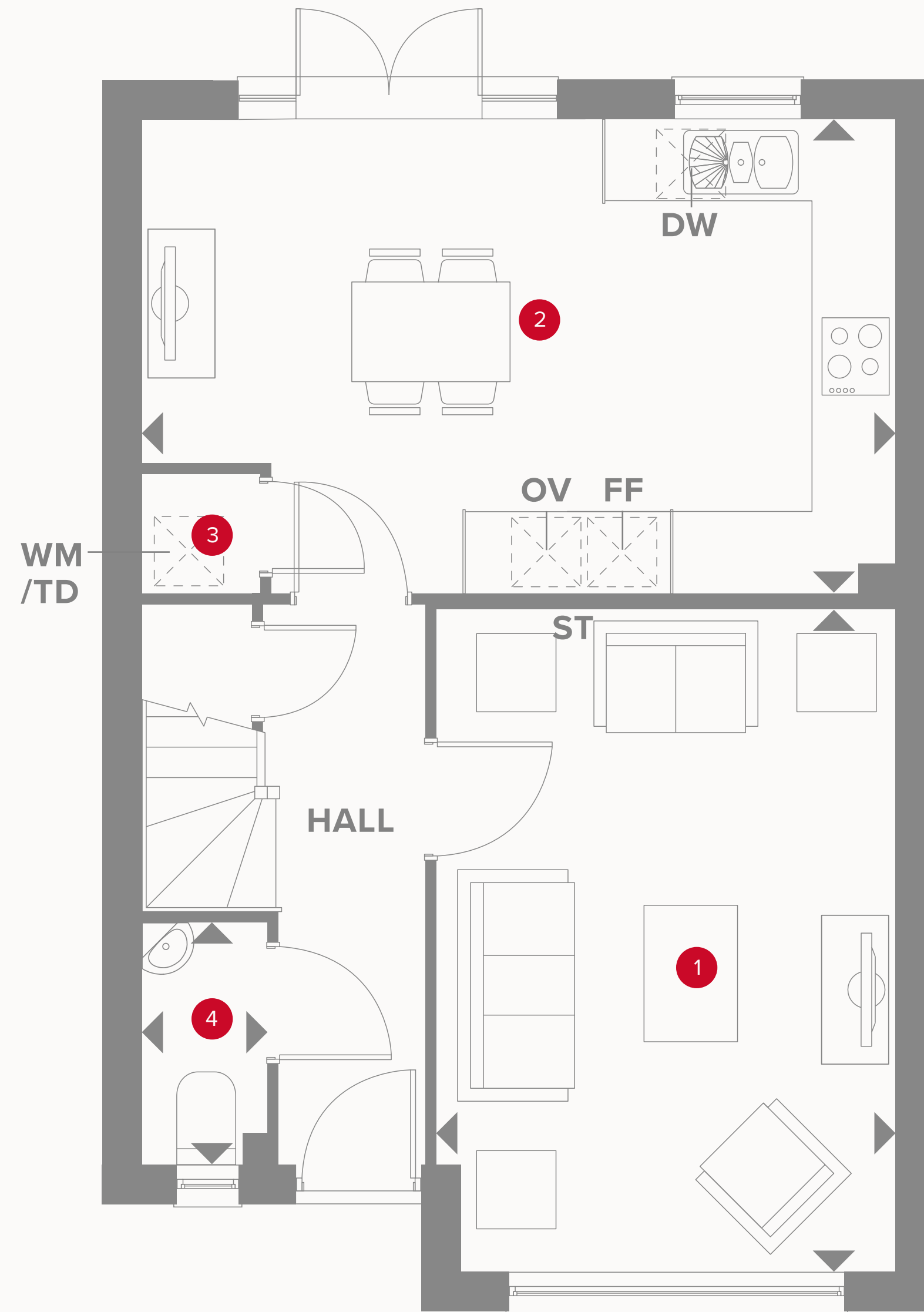
1	Lounge	15'11" x 10'10"	4.84 x 3.35 m
2	Kitchen/ Dining	18'2" x 11'5"	5.53 x 3.48 m
3	Laundry	2'10" x 2'9"	0.87 x 0.85 m
4	Cloaks	5'9" x 2'11"	1.76 x 0.90 m



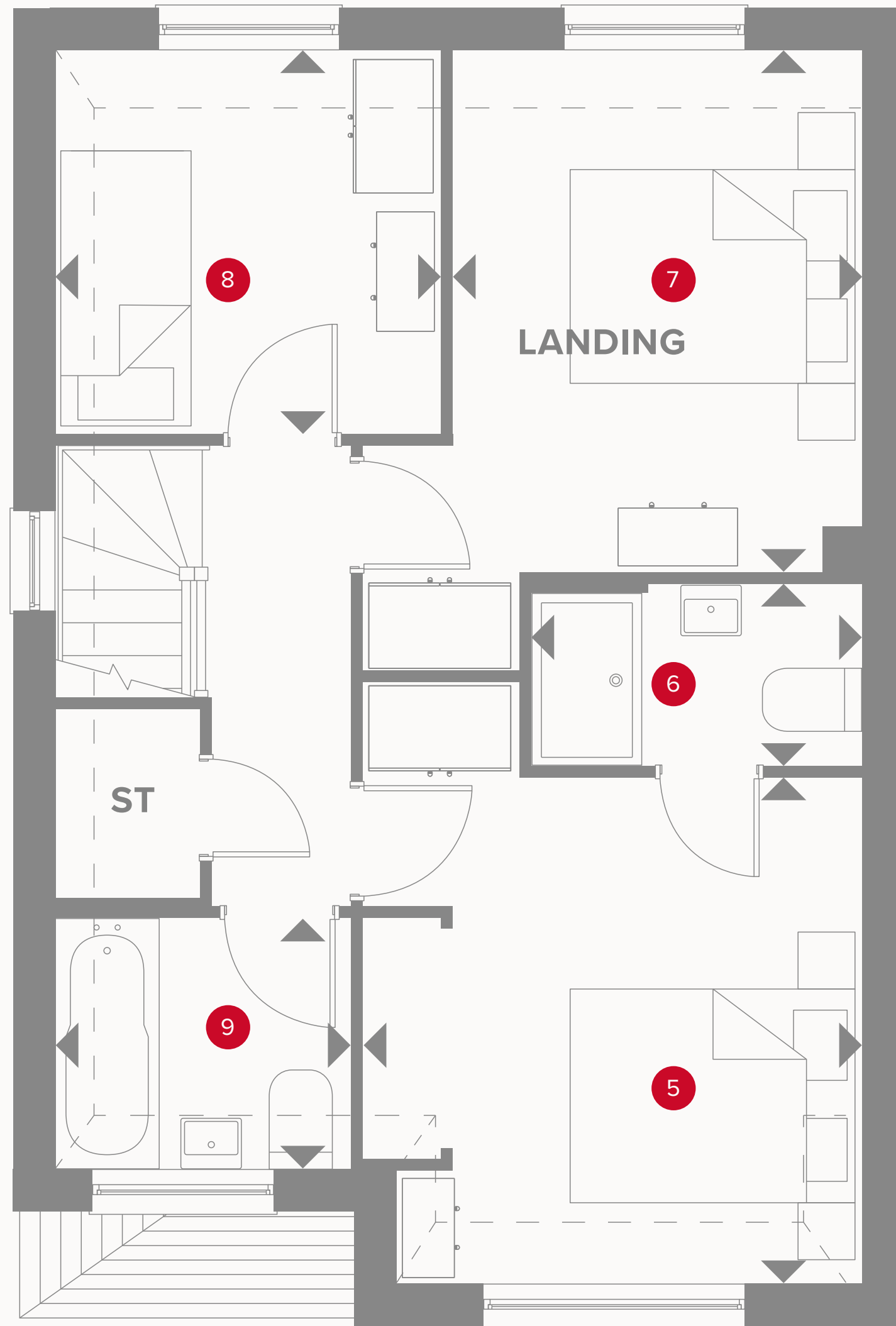
## KEY

-  Hob
- OV** Oven
- FF** Fridge/freezer
- TD** Tumble dryer space

-  Dimensions start
- ST** Storage cupboard
- WM** Washing machine space
- DW** Dish washer space







# THE LUDLOW FIRST FLOOR

5	Bedroom 1	11'5" x 11'3"	3.47 x 3.42 m
6	En-suite	7'5" x 4'1"	2.26 x 1.25 m
7	Bedroom 2	11'9" x 9'3"	3.58 x 2.81 m
8	Bedroom 3	8'8" x 8'7"	2.64 x 2.62 m
9	Bathroom	6'8" x 5'7"	2.02 x 1.71 m



## KEY

- ◀ Dimensions start
- HW Hot water storage



Customers should note this illustration is an example of the Ludlow house type. All dimensions indicated are approximate and the furniture layout is for illustrative purposes only. Homes may be 'handed' (mirror image) versions of the illustrations, and may be detached, semi-detached or terraced. Materials used may differ from plot to plot including render and roof tile colours. Detailed plans and specifications are available for inspection for each plot at our Sales Centre during working hours and customers must check their individual specifications prior to making a reservation.





**HERITAGE**

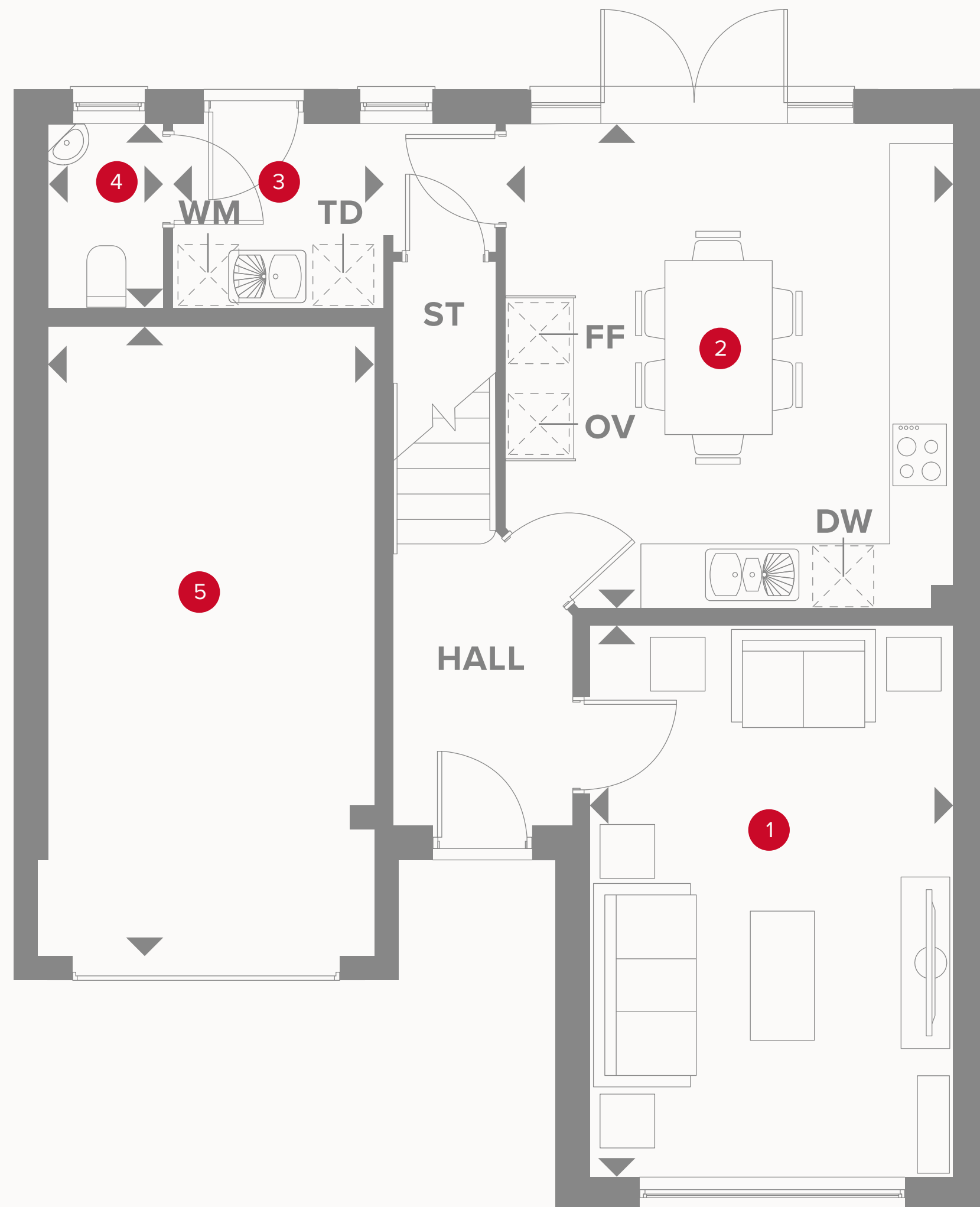
- REDROW -

# THE MARLOW

FOUR BEDROOM HOME

 **REDROW**






# THE MARLOW GROUND FLOOR

1	Lounge	16'10" x 11'1"	5.14 x 3.38 m
2	Kitchen/ Dining	13'9" x 15'4"	4.19 x 4.58 m
3	Utility	9'10" x 5'7"	3.00 x 1.71 m
4	Cloaks	5'7" x 3'6"	1.71 x 1.07 m
5	Garage	19'11" x 10'1"	6.06 x 3.08 m

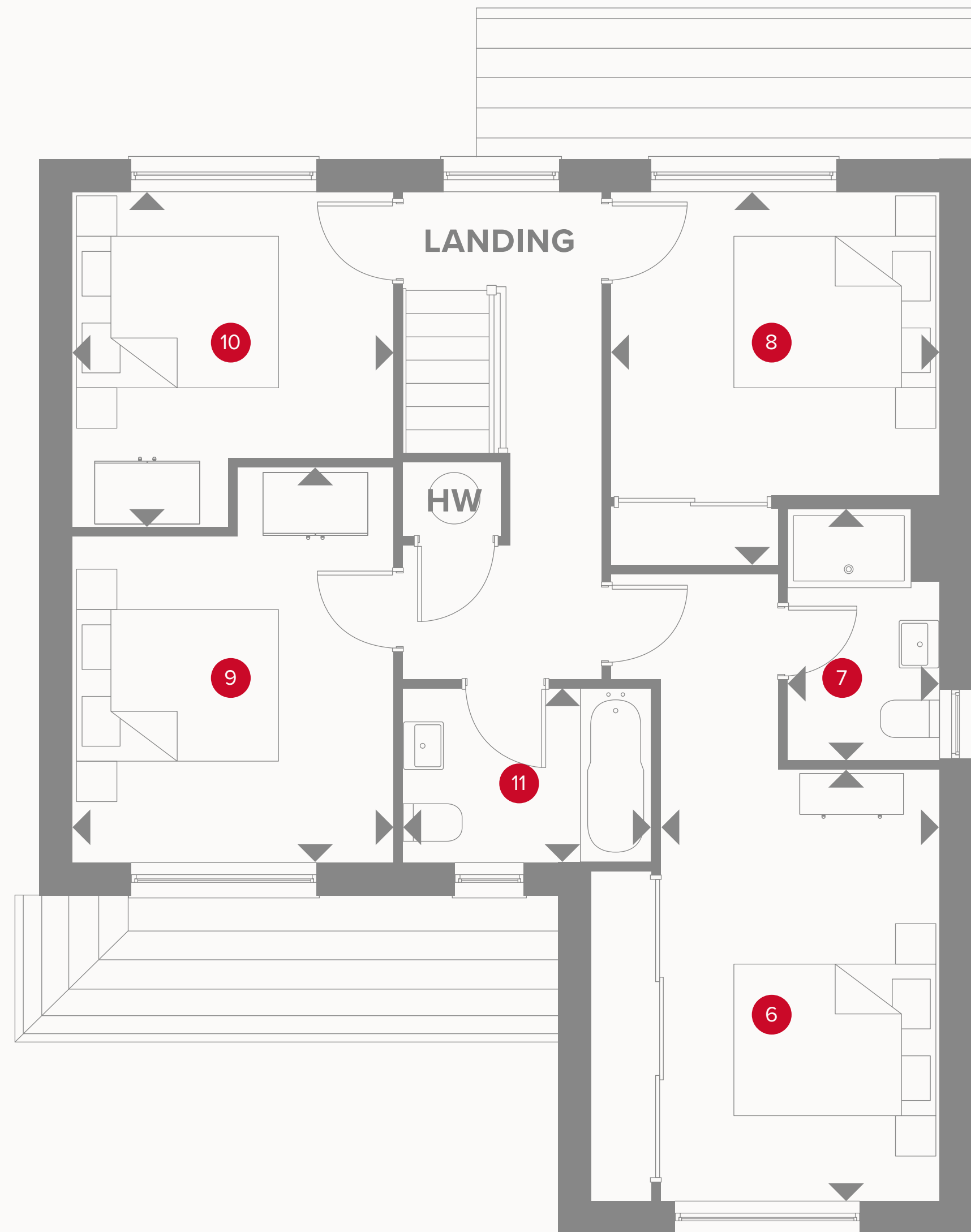


## KEY

-  Hob
- OV** Oven
- FF** Fridge/freezer
- TD** Tumble dryer space

-  Dimensions start
- ST** Storage cupboard
- WM** Washing machine space
- DW** Dishwasher space





# THE MARLOW FIRST FLOOR

6	Bedroom 1	13'8" x 11'2"	4.17 x 3.41 m
7	En-suite	8'1" x 4'11"	2.46 x 1.50 m
8	Bedroom 2	11'11" x 10'6"	3.63 x 3.21 m
9	Bedroom 3	12'7" x 10'3"	3.84 x 3.13 m
10	Bedroom 4	10'9" x 10'2"	3.27 x 3.10 m
11	Bathroom	7'3" x 5'7"	2.22 x 1.71 m



## KEY

- ◀ Dimensions start
- HW Hot water storage



Customers should note this illustration is an example of the Marlow house type. All dimensions indicated are approximate and the furniture layout is for illustrative purposes only. Homes may be 'handed' (mirror image) versions of the illustrations, and may be detached, semi-detached or terraced. Materials used may differ from plot to plot including render and roof tile colours. Detailed plans and specifications are available for inspection for each plot at our Sales Centre during working hours and customers must check their individual specifications prior to making a reservation.





**HERITAGE**

- REDROW -

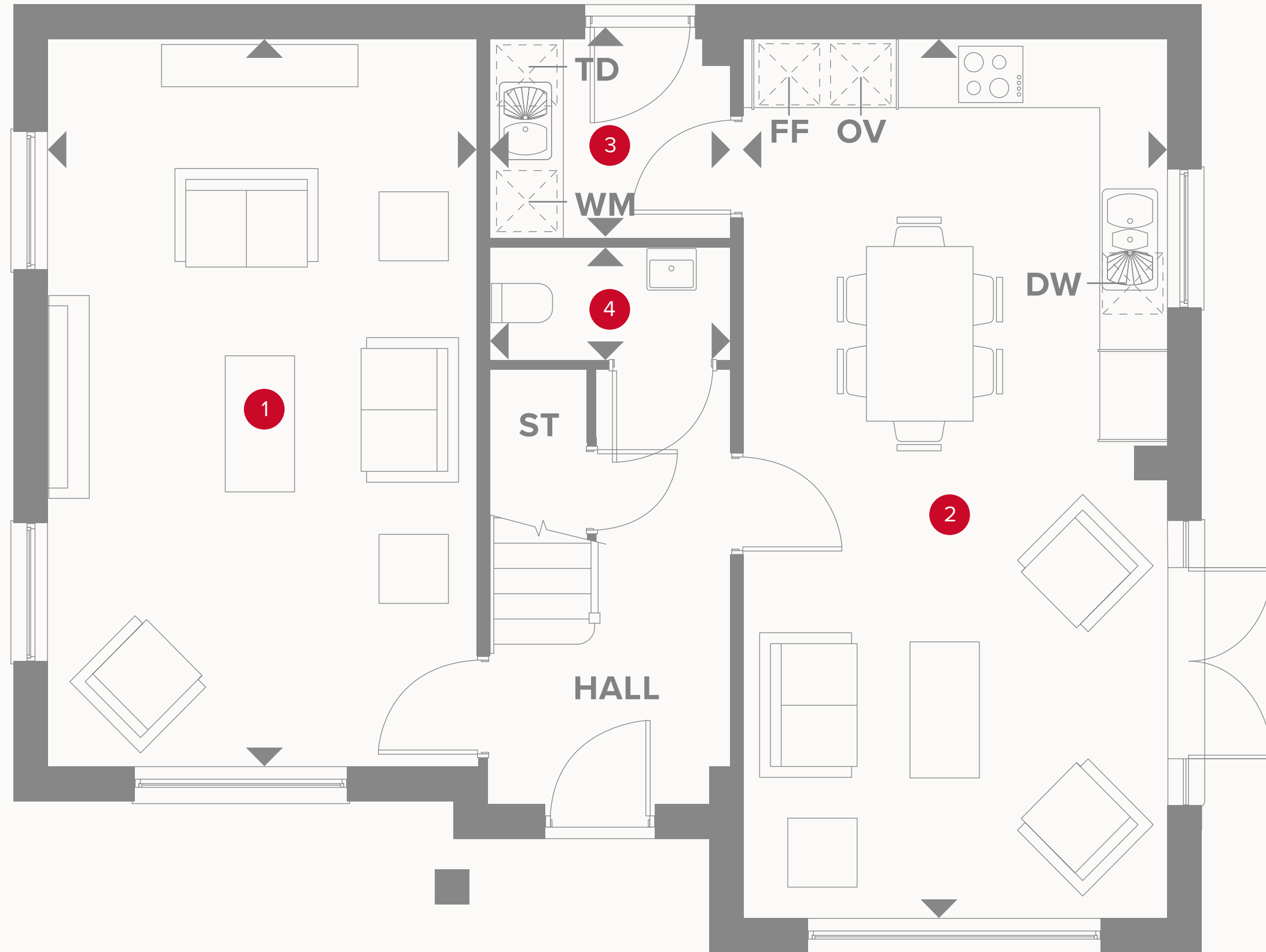
# THE SHAFTESBURY

FOUR BEDROOM HOME

 **REDROW**



# THE SHAFTESBURY GROUND FLOOR




1	Lounge	21'2" x 11'8"	6.44 x 3.56 m
2	Kitchen/ Dining/ Family	25'7" x 11'7"	7.79 x 3.52 m
3	Utility	6'6" x 5'9"	1.99 x 1.75 m
4	Cloaks	6'6" x 3'4"	1.99 x 1.01 m



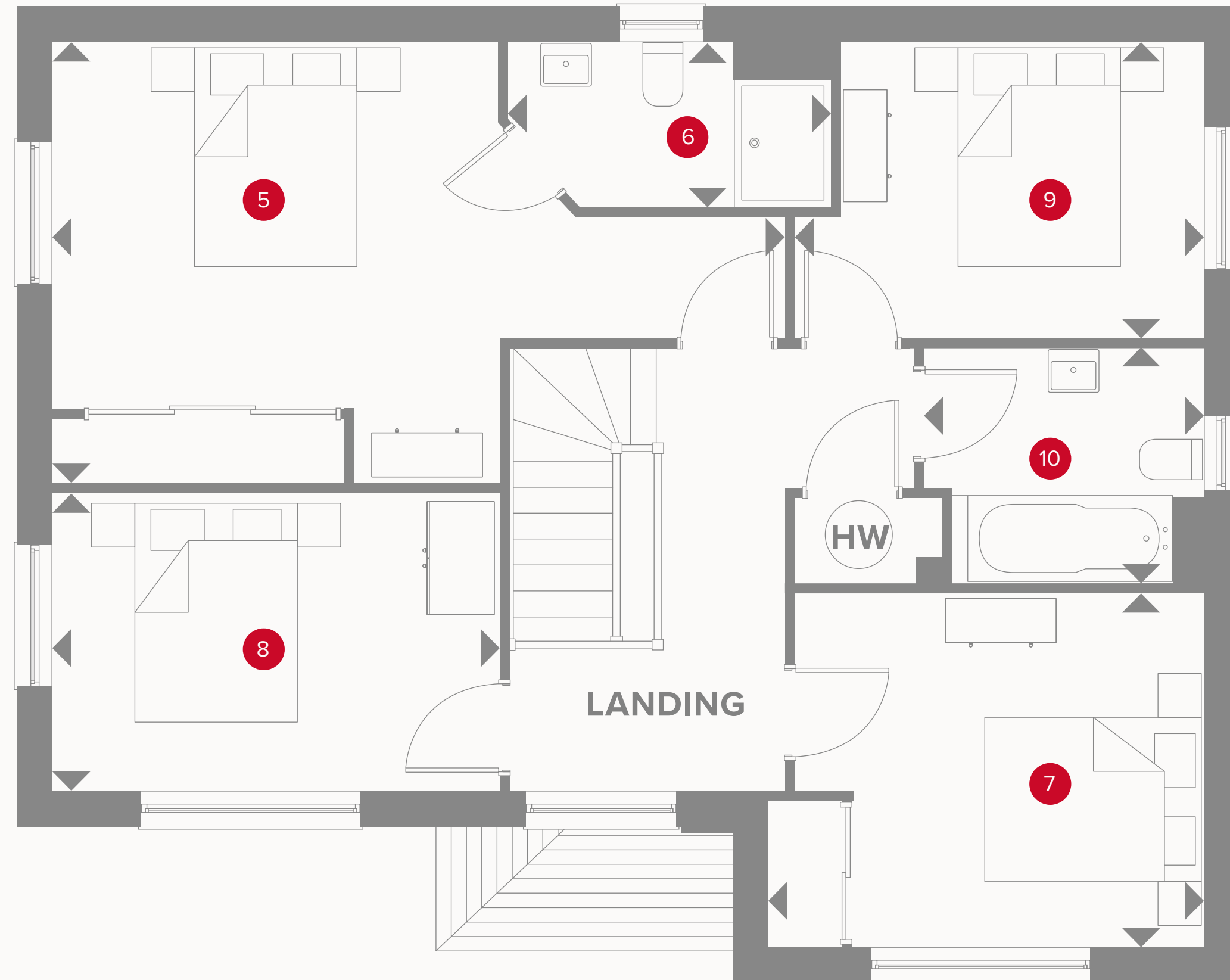
## KEY

-  Hob
- OV** Oven
- FF** Fridge/freezer
- TD** Tumble dryer space

-  Dimensions start
- ST** Storage cupboard
- WM** Washing machine space
- DW** Dish washer space



# THE SHAFTESBURY FIRST FLOOR



5	Bedroom 1	12'5" x 11'9"	3.80 x 3.62 m
6	En-suite	8'5" x 4'5"	2.58 x 1.38 m
7	Bedroom 2	11'5" x 10'1"	3.52 x 3.08 m
8	Bedroom 3	11'9" x 8'4"	3.62 x 2.55 m
9	Bedroom 4	9'7" x 8'3"	2.96 x 2.52 m
10	Bathroom	7'5" x 6'6"	2.30 x 2.01 m



## KEY

- ◀ Dimensions start
- HW Hot water storage

**CONSUMER  
CODE FOR  
HOME BUILDERS**  
[www.consumercode.co.uk](http://www.consumercode.co.uk)

Customers should note this illustration is an example of the Shaftesbury house type. All dimensions indicated are approximate and the furniture layout is for illustrative purposes only. Homes may be 'handed' (mirror image) versions of the illustrations, and may be detached, semi-detached or terraced. Materials used may differ from plot to plot including render and roof tile colours. Detailed plans and specifications are available for inspection for each plot at our Sales Centre during working hours and customers must check their individual specifications prior to making a reservation.





**HERITAGE**

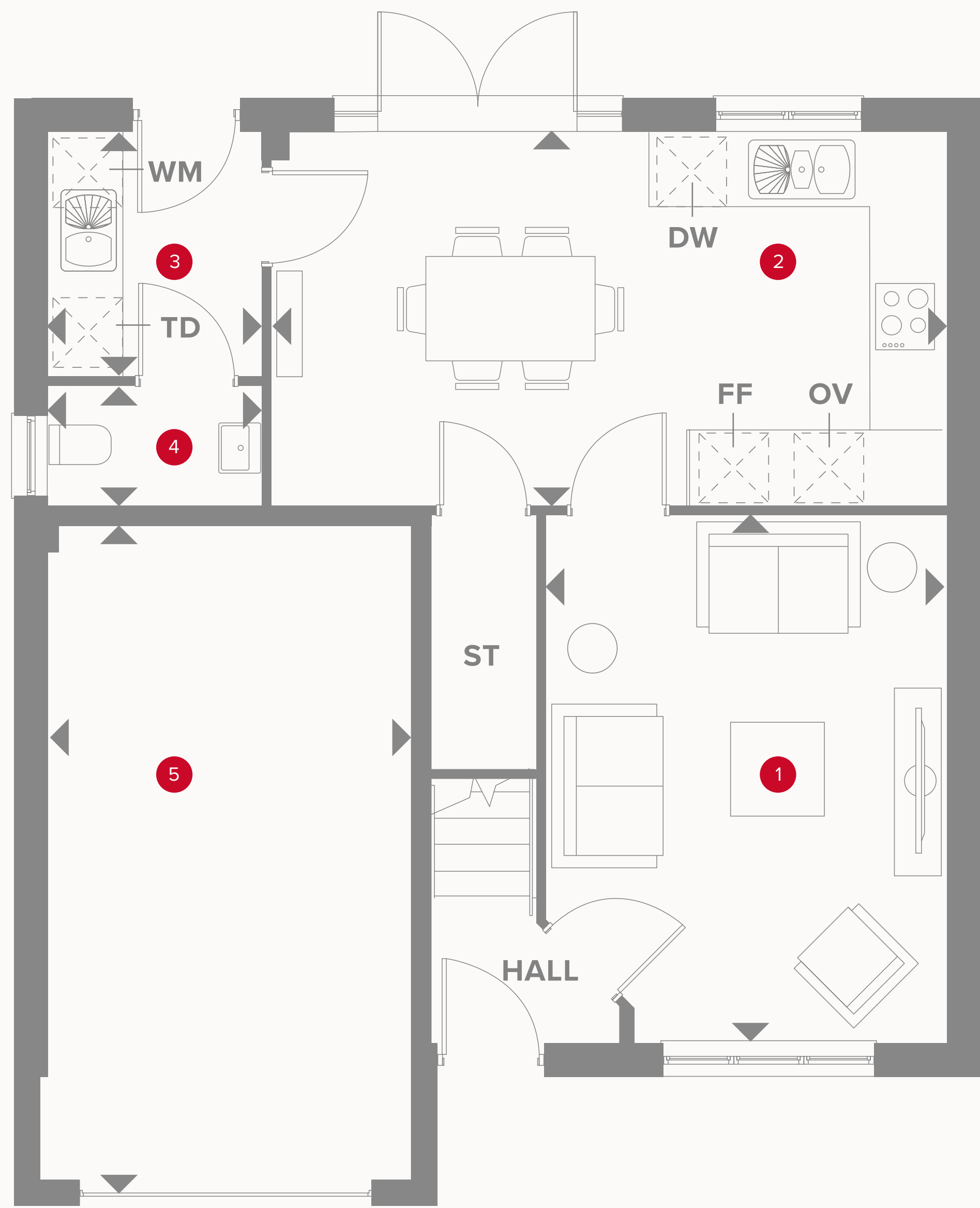
- REDROW -

# THE SHREWSBURY

FOUR BEDROOM HOME

 **REDROW**







# THE SHREWSBURY GROUND FLOOR

1	Lounge	15'5" x 11'1"	4.75 x 3.37 m
2	Kitchen/ Dining	18'6" x 11'0"	5.67 x 3.36 m
3	Utility	7'1" x 5'9"	2.17 x 1.81 m
4	Cloaks	5'9" x 3'6"	1.81 x 1.12 m
5	Garage	19'6" x 9'9"	6.00 x 3.04 m

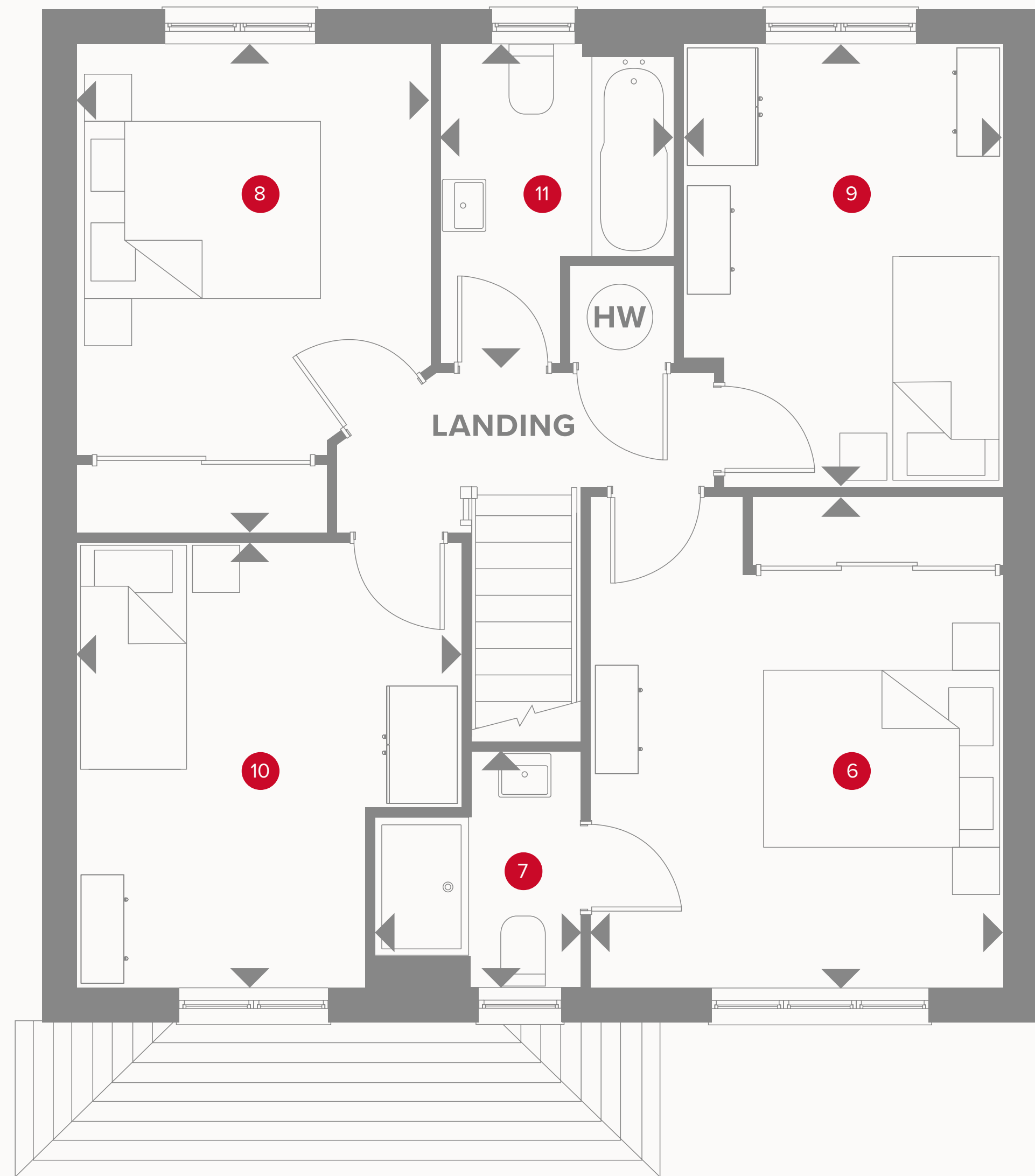


## KEY

-  Hob
- OV** Oven
- FF** Fridge/freezer
- TD** Tumble dryer space


-  Dimensions start
- ST** Storage cupboard
- WM** Washing machine space
- DW** Dish washer space





# THE SHREWSBURY FIRST FLOOR

6	Bedroom 1	13'8" x 11'1"	4.16 x 3.37 m
7	En-suite	6'6" x 5'6"	1.98 x 1.71 m
8	Bedroom 2	14'0" x 9'5"	4.27 x 2.88 m
9	Bedroom 3	12'7" x 8'6"	3.88 x 2.60 m
10	Bedroom 4	12'4" x 10'3"	3.77 x 3.15 m
11	Bathroom	9'2" x 6'3"	2.82 x 1.94 m



## KEY

- ◀ Dimensions start
- HW Hot water storage

**CONSUMER  
CODE FOR  
HOME BUILDERS**  
[www.consumercode.co.uk](http://www.consumercode.co.uk)

Customers should note this illustration is an example of the Shrewsbury house type. All dimensions indicated are approximate and the furniture layout is for illustrative purposes only. Homes may be 'handed' (mirror image) versions of the illustrations, and may be detached, semi-detached or terraced. Materials used may differ from plot to plot including render and roof tile colours. Detailed plans and specifications are available for inspection for each plot at our Sales Centre during working hours and customers must check their individual specifications prior to making a reservation.





**HERITAGE**

- REDROW -

# THE OXFORD LIFESTYLE

THREE BEDROOM HOME

 **REDROW**





**HERITAGE**

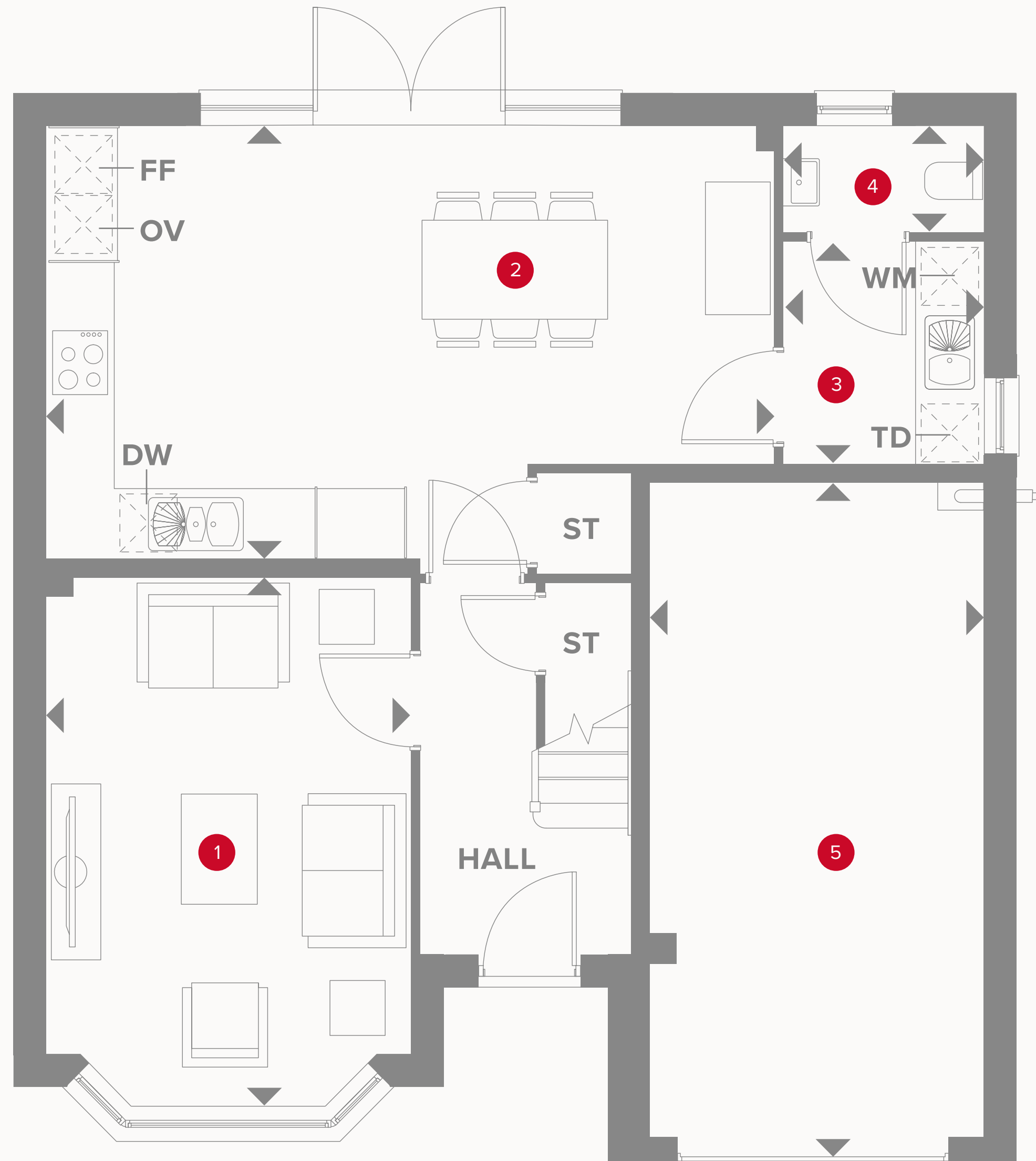
- REDROW -

# THE OXFORD LIFESTYLE

THREE BEDROOM HOME

 **REDROW**







# THE OXFORD LIFESTYLE GROUND FLOOR

1	Lounge	15'9" x 10'10"	4.80 x 3.29 m
2	Kitchen/ Dining	21'8" x 12'9"	6.60 x 3.88 m
3	Utility	6'8" x 5'10"	2.02 x 1.78 m
4	Cloaks	5'10" x 3'1"	1.78 x 0.94 m
5	Garage	19'8" x 9'10"	6.00 x 3.00 m

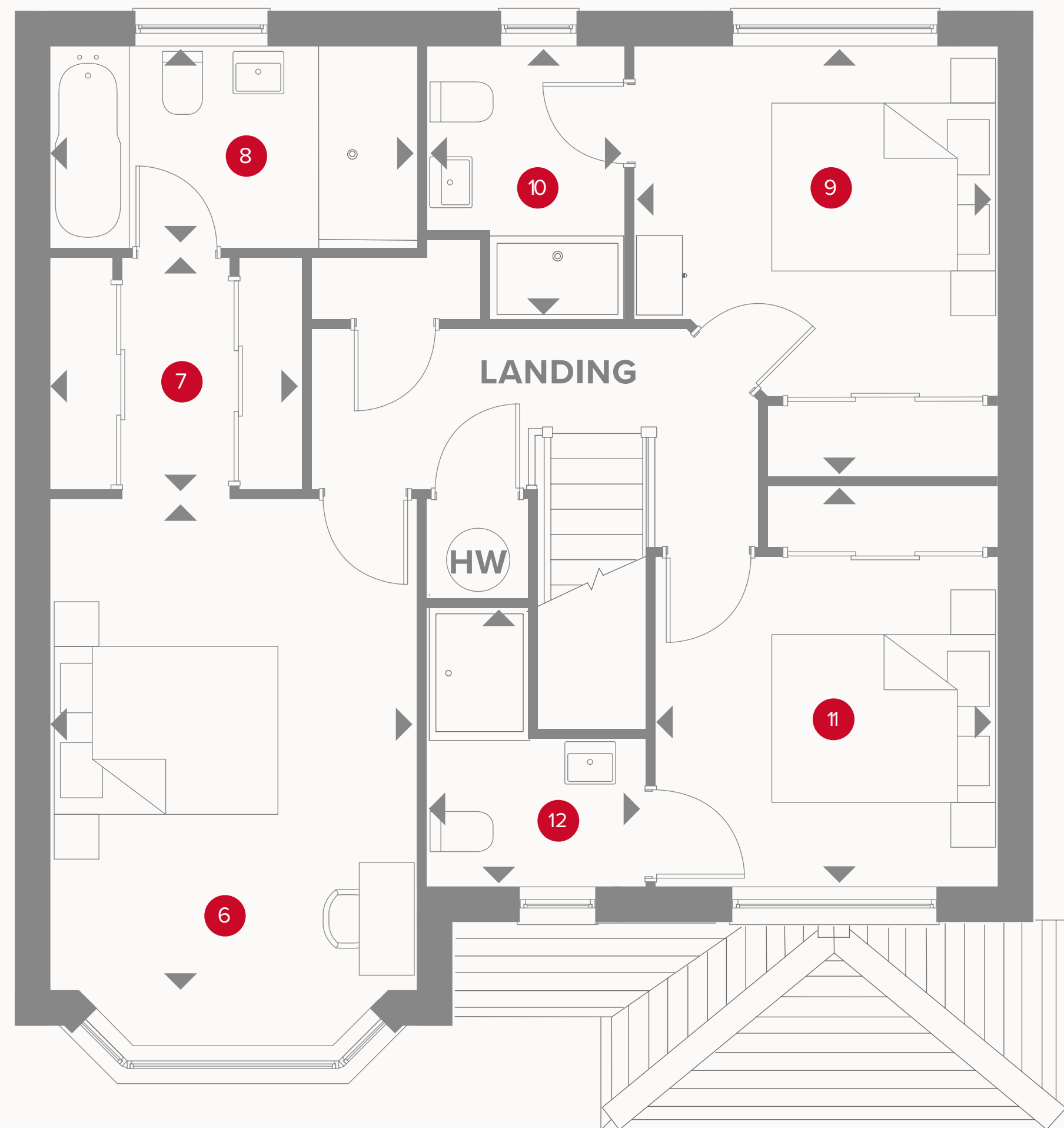


## KEY

-  Hob
- OV** Oven
- FF** Fridge/freezer
- TD** Tumble dryer space


-  Dimensions start
- ST** Storage cupboard
- WM** Washing machine space
- DW** Dishwasher space





# THE OXFORD LIFESTYLE FIRST FLOOR

6	Bedroom 1	15'10" x 10'10"	4.82 x 3.29 m
7	Dressing	7'6" x 6'8"	2.28 x 2.03 m
8	En-suite 1	10'10" x 5'11"	3.29 x 1.80 m
9	Bedroom 2	12'7" x 10'9"	3.84 x 3.27 m
10	En-suite 2	7'11" x 5'8"	2.41 x 1.73 m
11	Bedroom 3	11'7" x 10'0"	3.52 x 3.05 m
12	En-suite 3	8'3" x 6'5"	2.51 x 1.96 m



## KEY

- ◀ Dimensions start
- HW Hot water storage

**CONSUMER  
CODE FOR  
HOME BUILDERS**

[www.consumercode.co.uk](http://www.consumercode.co.uk)

Customers should note this illustration is an example of the Oxford Lifestyle house type. All dimensions indicated are approximate and the furniture layout is for illustrative purposes only. Homes may be 'handed' (mirror image) versions of the illustrations, and may be detached, semi-detached or terraced. Materials used may differ from plot to plot including render and roof tile colours. Detailed plans and specifications are available for inspection for each plot at our Sales Centre during working hours and customers must check their individual specifications prior to making a reservation. All wardrobes are subject to site specification. Please see Sales Consultant for further details.





**HERITAGE**

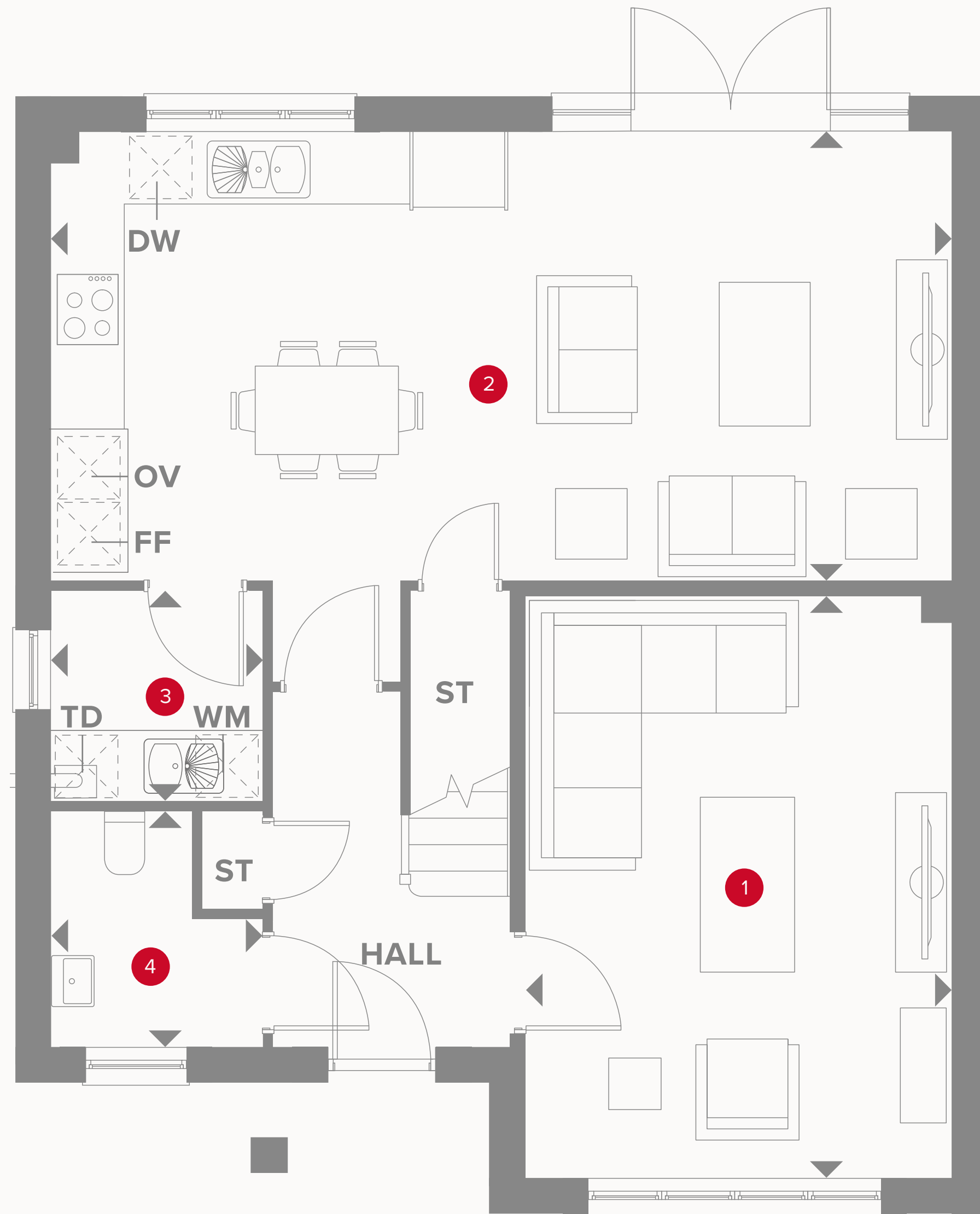
- REDROW -

# THE CAMBRIDGE

FOUR BEDROOM HOME

 **REDROW**







# THE CAMBRIDGE GROUND FLOOR

1	Lounge	16'3" x 11'11"	4.95 x 3.63 m
2	Kitchen/Dining/Family	25'2" x 12'6"	7.68 x 3.82 m
3	Utility	6'0" x 5'11"	1.8 x 1.81 m
4	Cloaks	6'5" x 6'0"	1.99 x 1.8 m

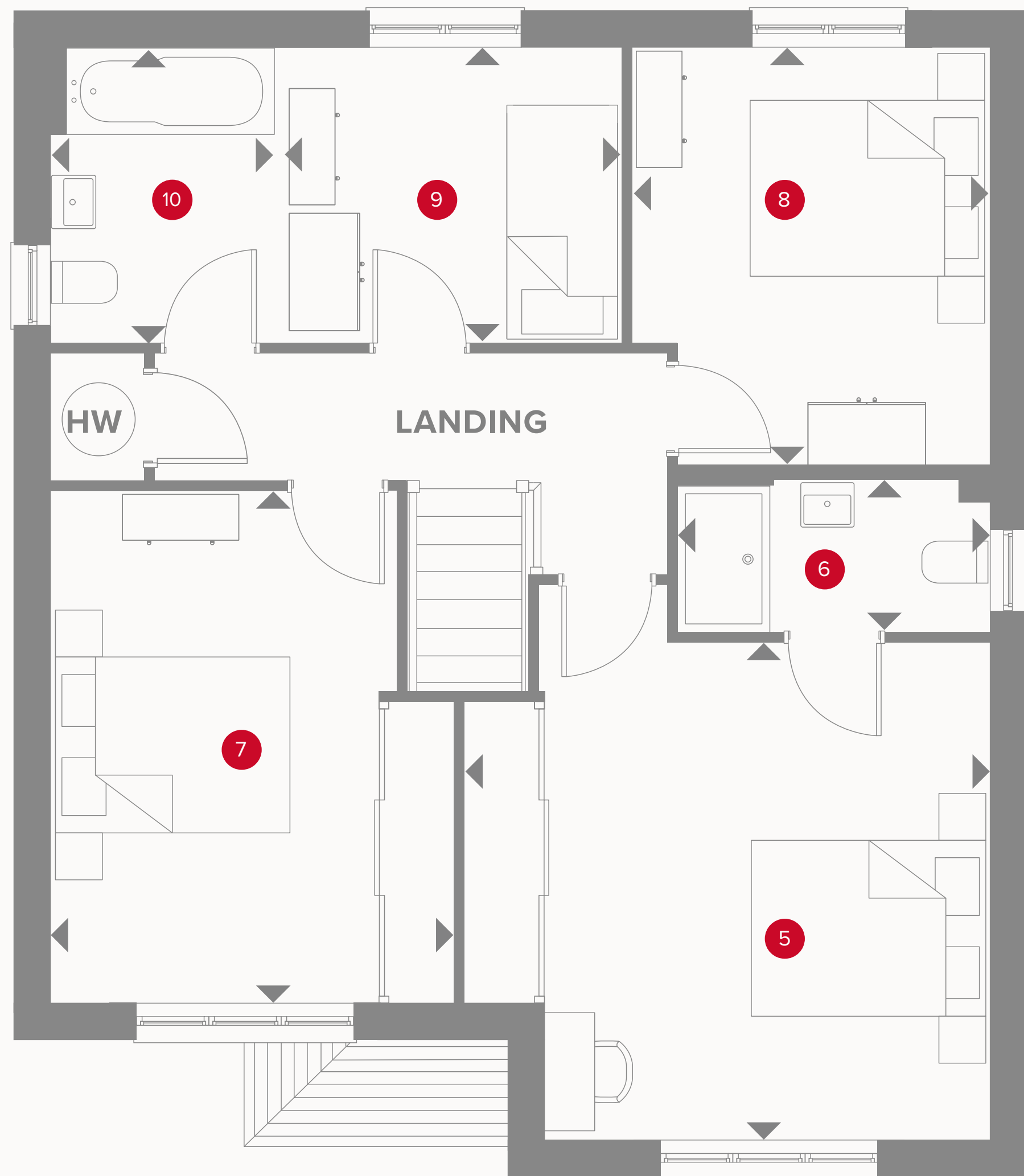


## KEY

-  Hob
- OV** Oven
- FF** Fridge/freezer
- TD** Tumble dryer space

-  Dimensions start
- ST** Storage cupboard
- WM** Washing machine space
- DW** Dish washer space





# THE CAMBRIDGE FIRST FLOOR

5	Bedroom 1	13'3" x 14'1"	4.06 x 4.29 m
6	En-suite	8'5" x 4'1"	2.56 x 1.25 m
7	Bedroom 2	13'7" x 10'10"	4.18 x 3.29 m
8	Bedroom 3	11'2" x 9'6"	3.40 x 2.90 m
9	Bedroom 4	9'2" x 7'10"	2.80 x 2.40 m
10	Bathroom	7'10" x 5'11"	2.40 x 1.80 m



## KEY

- ◀ Dimensions start
- HW Hot water storage

**CONSUMER  
CODE FOR  
HOME BUILDERS**  
[www.consumercode.co.uk](http://www.consumercode.co.uk)

Customers should note this illustration is an example of the Cambridge house type. All dimensions indicated are approximate and the furniture layout is for illustrative purposes only. Homes may be 'handed' (mirror image) versions of the illustrations, and may be detached, semi-detached or terraced. Materials used may differ from plot to plot including render and roof tile colours. Detailed plans and specifications are available for inspection for each plot at our Sales Centre during working hours and customers must check their individual specifications prior to making a reservation. All wardrobes are subject to site specification. Please see Sales Consultant for further details.





**HERITAGE**

- REDROW -

# THE WELWYN

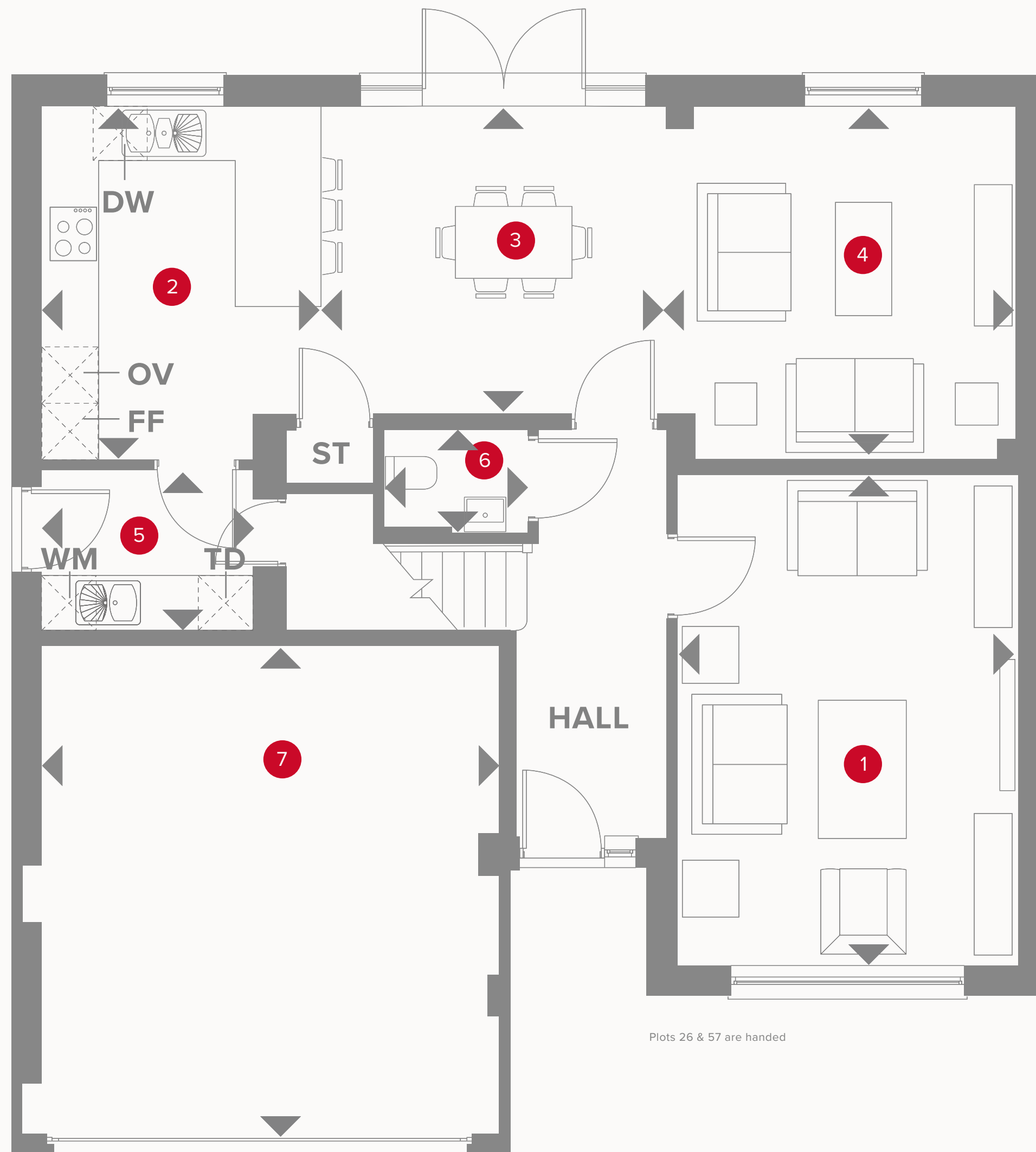
FOUR BEDROOM HOME

 **REDROW**




# THE WELWYN GROUND FLOOR


1	Lounge	17'2" x 12'0"	5.26 x 3.66 m
2	Kitchen	12'1" x 9'7"	3.70 x 2.97 m
3	Dining	11'5" x 10'7"	3.51 x 3.29 m
4	Family	12'5" x 11'4"	3.83 x 3.49 m
5	Utility	7'3" x 5'8"	2.24 x 1.79 m
6	Cloaks	5'1" x 3'7"	1.58 x 1.15 m
7	Garage	16'9" x 15'5"	5.17 x 4.73 m



Plots 26 & 57 are handed

## KEY

-  Hob
- OV** Oven
- FF** Fridge/freezer
- TD** Tumble dryer space

-  Dimensions start
- ST** Storage cupboard
- WM** Washing machine space
- DW** Dish washer space



# THE WELWYN FIRST FLOOR

8	Bedroom 1	12'8" x 12'7"	3.93 x 3.68 m
9	En-suite	9'3" x 4'5"	2.85 x 1.39 m
10	Bedroom 2	12'2" x 9'3"	3.73 x 2.85 m
11	Bedroom 3	11'1" x 9'3"	3.39 x 2.84 m
12	Bedroom 4	10'7" x 7'0"	3.27 x 2.14 m
13	Bathroom	6'6" x 6'5"	2.04 x 2.01 m

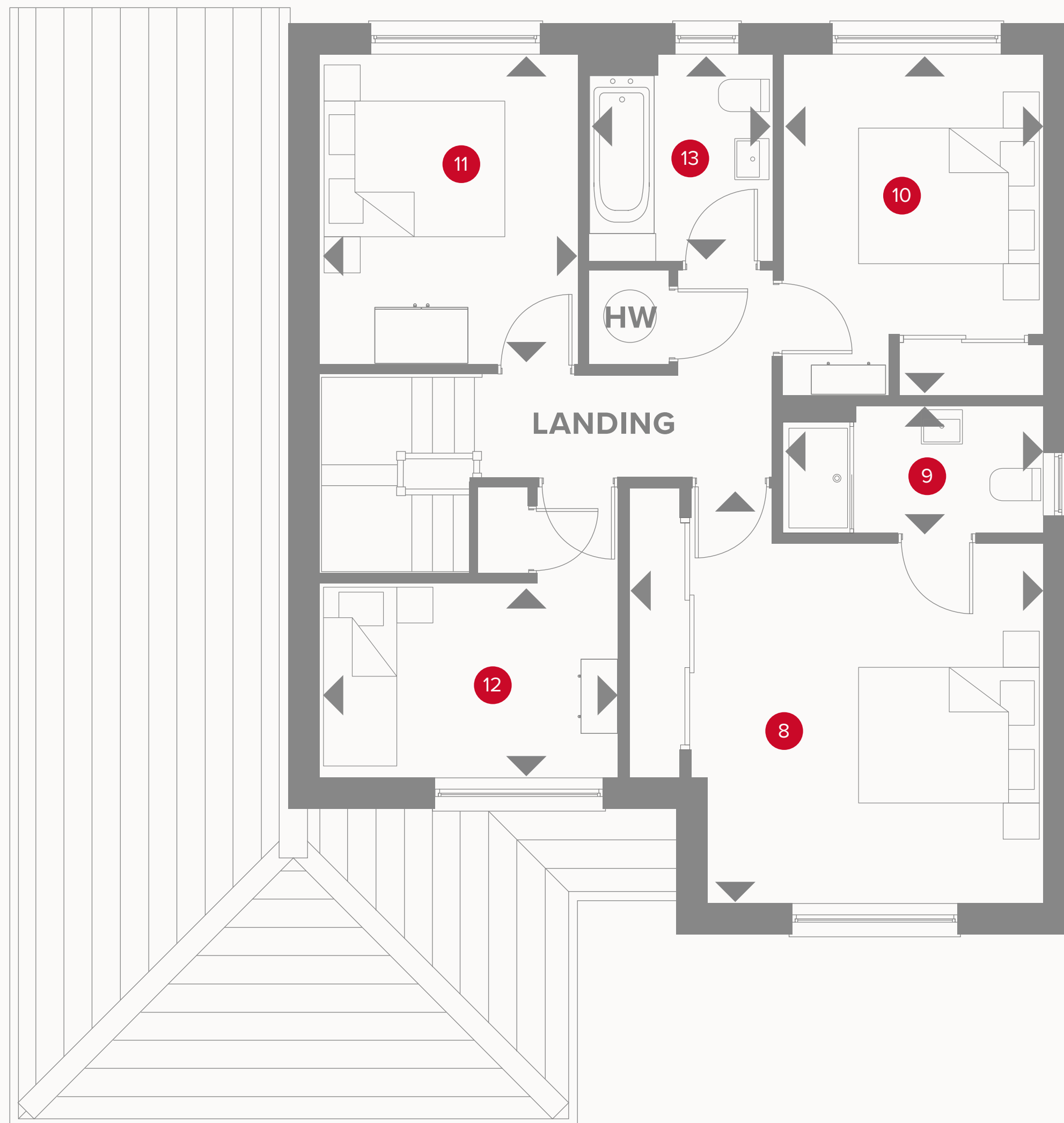


## KEY

- ◀ Dimensions start
- HW** Hot water storage

**CONSUMER  
CODE FOR  
HOME BUILDERS**  
[www.consumercode.co.uk](http://www.consumercode.co.uk)

Customers should note this illustration is an example of the Welwyn house type. All dimensions indicated are approximate and the furniture layout is for illustrative purposes only. Homes may be 'handed' (mirror image) versions of the illustrations, and may be detached, semi-detached or terraced. Materials used may differ from plot to plot including render and roof tile colours. Detailed plans and specifications are available for inspection for each plot at our Sales Centre during working hours and customers must check their individual specifications prior to making a reservation.







**HERITAGE**

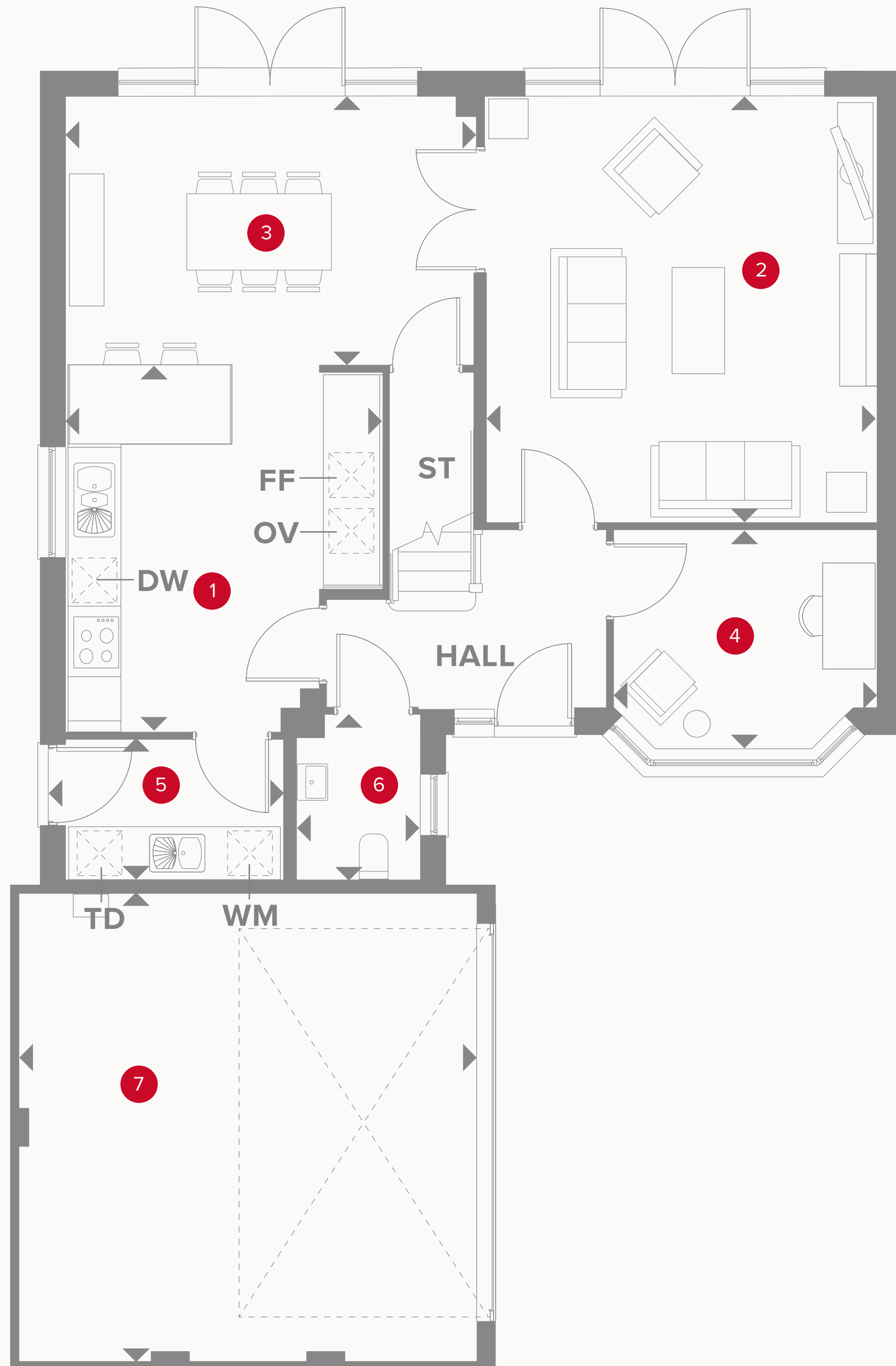
- REDROW -

# **THE CANTERBURY**

FOUR BEDROOM HOME








# THE CANTERBURY GROUND FLOOR

1	Kitchen	13'8" x 11'8"	4.16 x 3.56 m
2	Lounge	15'9" x 14'5"	4.80 x 4.39 m
3	Dining	15'1" x 9'11"	4.60 x 3.02 m
4	Study	9'9" x 8'2"	2.96 x 2.48 m
5	Utility	7'11" x 5'2"	2.42 x 1.58 m
6	Cloaks	6'2" x 4'7"	1.87 x 1.40 m
7	Garage	17'5" x 17'7"	5.30 x 5.35 m

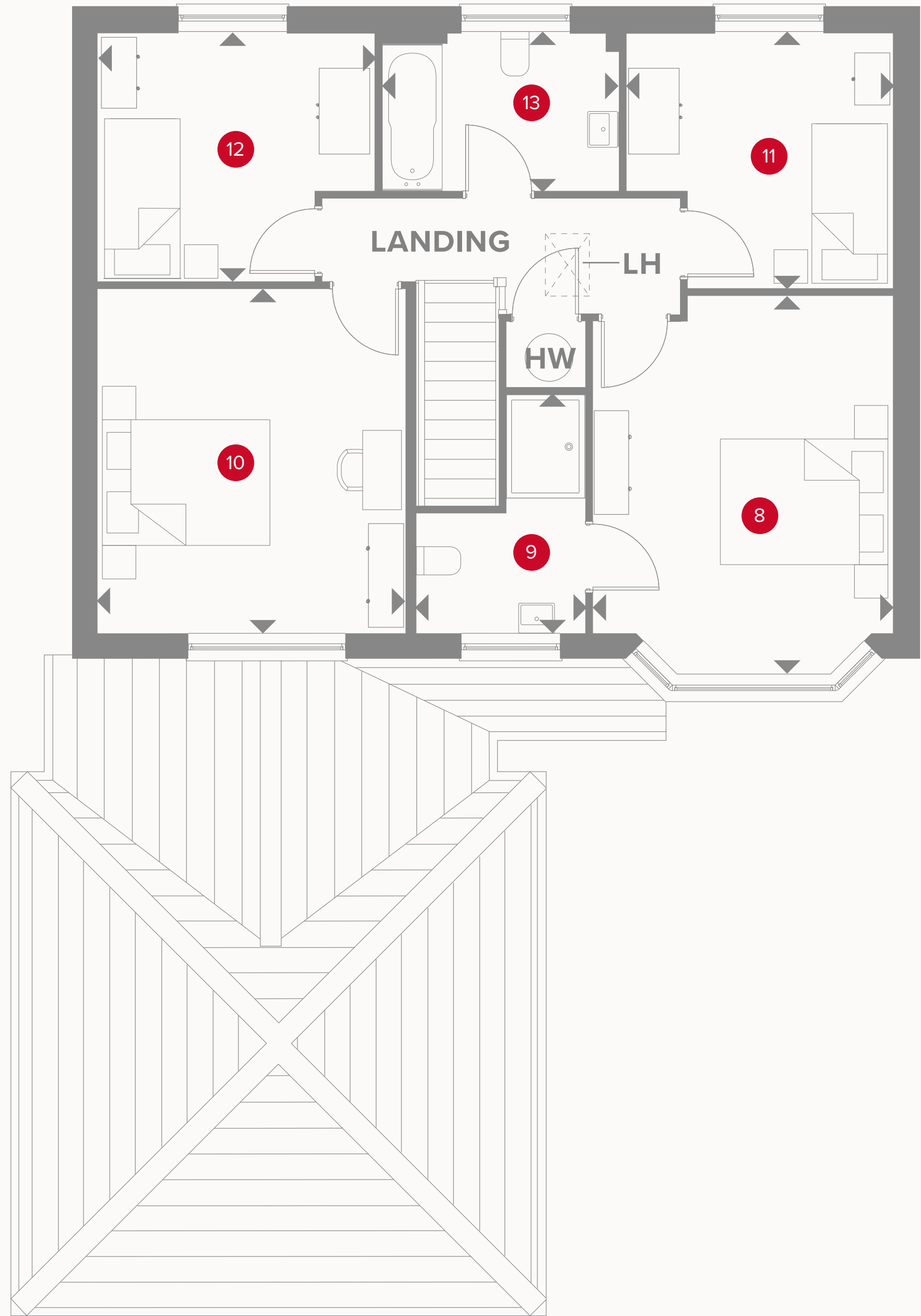


## KEY

-  Hob
- OV** Oven
- FF** Fridge/freezer
- TD** Tumble dryer space

-  Dimensions start
- ST** Storage cupboard
- WM** Washing machine space
- DW** Dish washer space





# THE CANTERBURY FIRST FLOOR

8	Bedroom 1	14'3" x 11'4"	4.34 x 3.46 m
9	En-suite	8'11" x 6'5"	2.73 x 1.95 m
10	Bedroom 2	12'12" x 11'7"	3.95 x 3.54 m
11	Bedroom 3	10'1" x 9'8"	3.07 x 2.94 m
12	Bedroom 4	10'4" x 9'5"	3.14 x 2.86 m
13	Bathroom	8'11" x 5'11"	2.73 x 1.81 m



## KEY

- ◀ Dimensions start
- HW Hot water storage
- LH Loft hatch



Customers should note this illustration is an example of the Canterbury house type. All dimensions indicated are approximate and the furniture layout is for illustrative purposes only. Homes may be 'handed' (mirror image) versions of the illustrations, and may be detached, semi-detached or terraced. Materials used may differ from plot to plot including render and roof tile colours. Detailed plans and specifications are available for inspection for each plot at our Sales Centre during working hours and customers must check their individual specifications prior to making a reservation.



# SKILFUL EXECUTION

---

Quality is never an accident, it is always the result of high intention to detail. It represents the wise choice of many alternatives.







# A THRIVING PARTNERSHIP

Our 'Nature for people' biodiversity strategy was developed alongside our long-standing partners, The Wildlife Trusts. The strategy focuses on three key themes – Nature Gains, Rewilding Lives and Flourishing Legacy with a view to improving people's well-being through nature.

Find out more at [redrowplc.co.uk/sustainability](https://www.redrowplc.co.uk/sustainability)

Working in close partnership with





# OUR COMMITMENT TO HOME-BUYERS

## Customer charter

At Redrow, we're committed to delivering a quality service throughout the whole home-buying process and beyond. This Customer Charter sets out our commitment to you, our customer.

Full details of our service are covered within our Home Buyer Guide, a copy of which will be provided to you when you reserve your new Redrow home. We will also comply with the requirements of the Consumer Code for Home Builders ("Consumer Code"). A copy of the code is also on our website at [www.redrow.co.uk](http://www.redrow.co.uk)

- Please ask a Sales Consultant if you require a printed hard copy.
- We'll provide you with full details and clear information about your chosen home.
- We'll provide trained and knowledgeable staff to assist you in the home buying process.
- We'll be available to answer any questions you may have and will provide you with any relevant contact details.
- We'll assist you during the selection of Standard Choices and Optional Extras for your new home.
- We'll provide you with health and safety advice to minimise the risk of danger during construction and in the use of your new home after you move in.
- We'll provide you with reliable information about the Buildmark Cover, and any other cover from which you may benefit.
- We'll keep you fully informed about the completion and occupation of your new home.
- We'll ensure that the functions and facilities of your home are demonstrated to you prior to moving in.
- We'll inform you about the after-sales service we provide, as set out in the Home Buyer Guide. Our aim is to deal effectively and efficiently with both routine service matters and with any emergencies.
- We'll provide you with details of who to contact if you believe we have not satisfactorily fulfilled our Charter commitments.





# OUR REQUIREMENTS AS HOME-BUILDERS

## Consumer code

### 1. ADOPTING THE CODE

#### 1.1 Adopting the Code

Home Builders must comply with the Requirements of the Consumer Code and have regard to good practice guidance.

#### 1.2 Making the Code available

The Consumer Code for Home Builders' Scheme logo must be prominently displayed in Home Builders' sales offices, those of appointed selling agents, and in sales brochures.

All Home Buyers who reserve a Home should be provided with a copy of the Code Scheme with the Reservation agreement.

#### 1.3 Customer Service: before legal completion

The Home Builder must have suitable systems and procedures to ensure it can reliably and accurately meet the commitments on service, procedures and information in the Code.

#### 1.4 Appropriately trained customer service staff

The Home Builder must provide suitable training to all staff who deal with Home Buyers about their responsibilities to them and what the Code means for the company and its directors.

#### 1.5 Sales and advertising

Sales and advertising material and activity must be clear and truthful.

### 2. INFORMATION – PRE-CONTRACT

#### 2.1 Pre-purchase information

Home Buyers must be given enough pre-purchase information to help them make suitably informed purchasing decisions.

In all cases this information must include:

- a written Reservation agreement;
- an explanation of the Home Warranty cover;
- a description of any management services and organisations to which the Home Buyer will be committed and an estimate of their cost;
- the nature and method of assessment of any event fees such as transfer fees or similar liabilities.

Also, if a Home is not yet completed, the information must include:

- a brochure or plan illustrating the general layout, appearance and plot position of the Home;
- a list of the Home's contents;
- the standards to which the Home is being built.

#### 2.2 Contact information

Home Buyers must be told how their questions will be dealt with and who to contact during the sale, purchase and completion of the Home.

#### 2.3 Warranty cover

Home Buyers must be given accurate and reliable information about the insurance-backed warranty provided on the Home.



#### 1.1 Health and safety for visitors to developments under construction

Home Buyers must be informed about the health and safety precautions they should take when visiting a development under construction.

#### 1.2 Pre-contract information

Home Builders must advise Home Buyers to appoint a professional legal adviser to carry out the legal formalities of buying the Home and to represent their interests.

#### 1.3 Reservation

Home Buyers must be given a Reservation agreement that sets out clearly the Reservation's terms, including, but not limited to:

- the amount of the Reservation fee;
- what is being sold;
- the purchase price;
- how and when the Reservation agreement will end;
- how long the price remains valid;
- the nature and estimated cost and of any management services the Home Buyer must pay for;
- the nature and method of assessment of any event fees such as transfer fees or similar liabilities.

The Reservation fee must be reimbursed if the Reservation agreement is cancelled. The Home Buyer must be told of any deductions that may be made. While the Reservation agreement is in force, the Home Builder must not enter into a new Reservation agreement or sale agreement with another customer on the same Home.

### 1. INFORMATION – EXCHANGE OF CONTRACT

#### 1.1 The contract

Contract of sale terms and conditions must:

- be clear and fair;
- comply with all relevant legislation;
- clearly state the contract termination rights.

#### 1.2 Timing of construction, completion and handover

The Home Buyer must be given reliable and realistic information about when construction of the Home may be finished, the date of Legal Completion, and the date for handover of the Home.

#### 1.3 Contract termination rights

The Home Buyer must be told about their right to terminate the contract.

#### 1.4 Contract deposits and pre-payments

The Home Builder must clearly explain how Home Buyers' contract deposits are protected and how any other pre-payments are dealt with.

### 2. INFORMATION – DURING OCCUPATION

#### 2.1 After-sales service

The Home Builder must provide the Home Buyer with an accessible after-sales service, and explain what the service includes, who to contact, and what guarantees and warranties apply to the Home.

#### 2.2 Health and safety for Home Buyers on developments under construction

Home Buyers must be told about the health and safety precautions they should take when living on a development where building work continues.

### 3. COMPLAINTS AND DISPUTES

#### 3.1 Complaints handling

The Home Builder must have a system and procedures for receiving, handling, and resolving Home Buyers' service calls and complaints.

The Home Builder must let the Home Buyer know of this, and of the dispute resolution arrangements operated as part of this Code, in writing.

#### 3.2 Co-operation with professional advisers

The Home Builder must co-operate with appropriately qualified professional advisers appointed by the Home Buyer to resolve disputes.





# GLEVUM GREEN



Estcourt Road, Gloucester, Gloucestershire GL1 3LG

Discover a better way to live  
[redrow.co.uk](https://www.redrow.co.uk)