















EXPLORE ROMANSFIELD

KEY

 HADLEIGH 2 BEDROOM HOME	 OXFORD 4 BEDROOM HOME
 FAIRFORD 2 BEDROOM HOME	 CAMBRIDGE 4 BEDROOM HOME
 LUDLOW 3 BEDROOM HOME	 SHAFTESBURY 4 BEDROOM HOME
 WARWICK 3 BEDROOM HOME	 WELWYN 4 BEDROOM HOME
 AMBERLEY 3 BEDROOM HOME	 CANTERBURY 4 BEDROOM HOME
 MARLOW 4 BEDROOM HOME	 HARROGATE 4 BEDROOM HOME
 OXFORD LIFESTYLE 3 BEDROOM HOME	 AFFORDABLE HOMES

SS – Sub Station

GG – Gas Governor

POS – Public Open Space



This plan is indicative and is intended for guidance only and does not form part of any contract or agreement, nor does it show ownership boundaries, easements or wayleaves and is subject to change. For specific details, other than general site layout, please liaise directly with our Sales Consultant.