









EXPLORE TASCROFT RISE



KEY

 LEDBURY 2 BEDROOM HOME	 STRATFORD 4 BEDROOM HOME
 HADLEIGH 2 BEDROOM HOME	 MARLOW 4 BEDROOM HOME
 LEDBURY 3 3 BEDROOM HOME	 OXFORD LIFESTYLE 3 BEDROOM HOME
 LUDLOW 3 BEDROOM HOME	 OXFORD 4 BEDROOM HOME
 FAIRFORD 2 BEDROOM HOME	 CAMBRIDGE 4 BEDROOM HOME
 WARWICK 3 BEDROOM HOME	 CANTERBURY 4 BEDROOM HOME
 AMBERLEY 3 BEDROOM HOME	 AFFORDABLE HOMES

- PS – Pump Station
- SS – Sub Station
- CS – Cycle Store
- BS – Bin Store
- LEAP – Local Equipped Area of Play
- POS – Public Open Space



This plan is indicative and is intended for guidance only and does not form part of any contract or agreement, nor does it show ownership boundaries, easements or wayleaves and is subject to change. For specific details, other than general site layout, please liaise directly with our Sales Consultant.

