





















EXPLORE HARVEST RISE PHASE 2

KEY

 SPEY 1 BEDROOM MAISONETTE HOME	 WARWICK 3 BEDROOM DETACHED HOME
 TAVY END 2 BEDROOM END TERRACED HOME	 STRATFORD LIFESTYLE 3 BEDROOM DETACHED HOME
 TAVY MID 3 BEDROOM MID TERRACED HOME	 LEAMINGTON LIFESTYLE 3 BEDROOM DETACHED HOME
 TAVY 3 BEDROOM SEMI-DETACHED HOME	 OXFORD LIFESTYLE 3 BEDROOM DETACHED HOME
 DART 3 BEDROOM END TERRACED HOME	 TWEED 4 BEDROOM SEMI-DETACHED HOME
 DART 3 BEDROOM MID TERRACED HOME	 MARLOW 4 BEDROOM DETACHED HOME
 DART 3 BEDROOM SEMI-DETACHED HOME	 HARROGATE 4 BEDROOM DETACHED HOME
 LEITCHWORTH 3 BEDROOM SEMI-DETACHED HOME	 SHAFTESBURY 4 BEDROOM DETACHED HOME

AFFORDABLE HOUSING

-  - Shared Ownership
-  - Affordable Rent

- B/S** - Bin Store
- BCP** - Bin Collection Point
- LEAP** - Local Equipped Area of Play
- V** - Visitor Parking
-  - Apartments
-  - Block Paving

This plan and the location of affordable homes is indicative and is intended for guidance only and does not form part of any contract or agreement, nor does it show ownership boundaries, easements or wayleaves and is subject to change.

For development and plot specific details inclusive of PV panels and M4(2)/M4(3) compliant properties please liaise directly with our Sales Consultant.

