



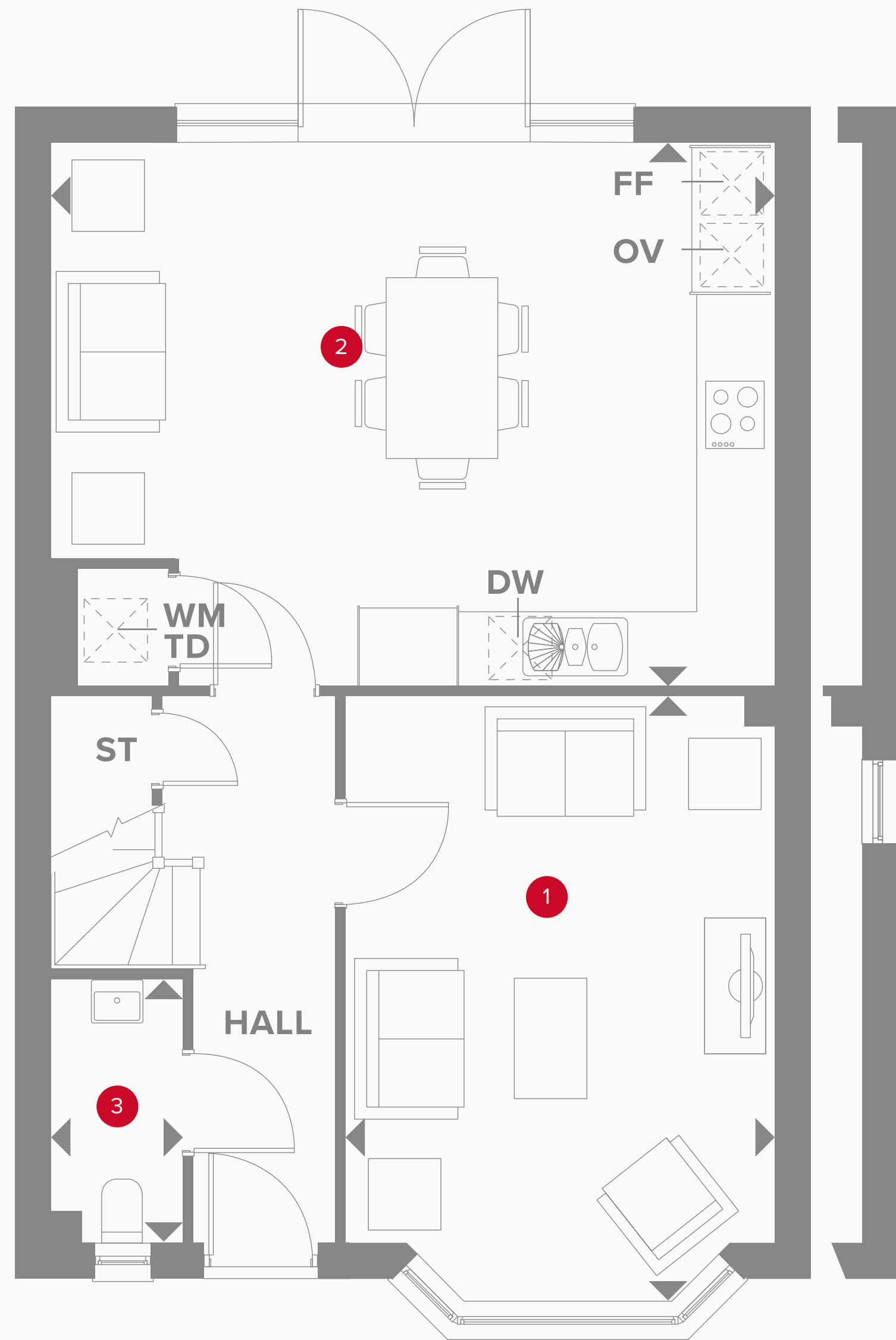
HERITAGE

- REDROW -

THE STRATFORD

FOUR BEDROOM HOME






*Elevation variation to plot 41 only.


THE STRATFORD GROUND FLOOR

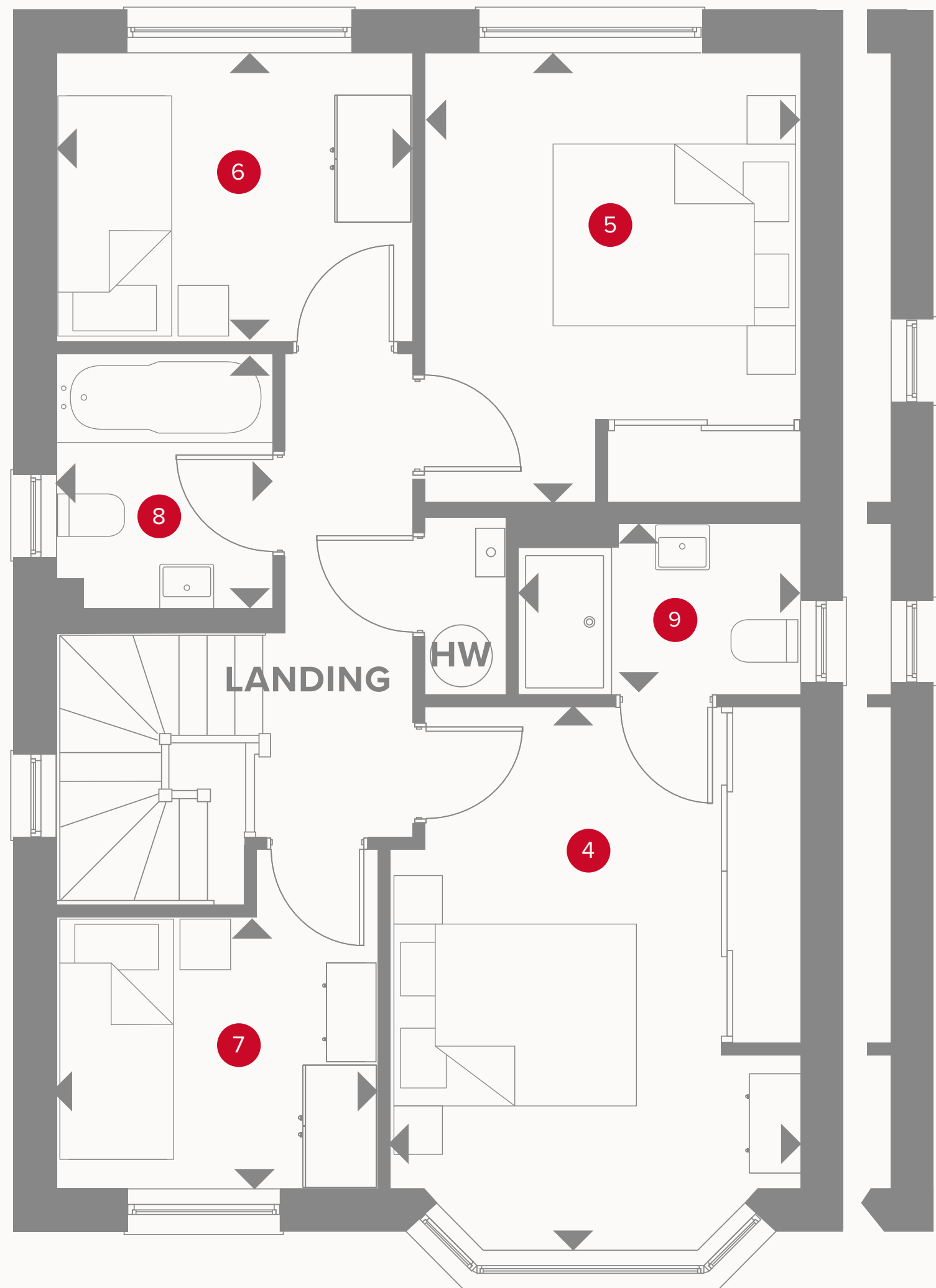
| | | | |
|---|-------------------------------|---------------|---------------|
| 1 | Lounge | 16'4" x 11'6" | 4.97 x 3.51 m |
| 2 | Family/ Kitchen/ Dining | 19'8" x 14'9" | 5.99 x 4.49 m |
| 3 | Cloaks | 7'3" x 3'6" | 2.20 x 1.07 m |



KEY

-  Hob
- OV** Oven
- FF** Fridge/freezer
- TD** Tumble dryer space


-  Dimensions start
- ST** Storage cupboard
- WM** Washing machine space
- DW** Dishwasher space



*Elevation variation to plot 41 only.

THE STRATFORD FIRST FLOOR

| | | | |
|---|-----------|----------------|---------------|
| 4 | Bedroom 1 | 14'2" x 10'10" | 4.33 x 3.30 m |
| 5 | Bedroom 2 | 11'11" x 9'11" | 3.62 x 3.02 m |
| 6 | Bedroom 3 | 9'5" x 7'8" | 2.88 x 2.34 m |
| 7 | Bedroom 4 | 8'6" x 7'3" | 2.60 x 2.20 m |
| 8 | Bathroom | 6'9" x 5'9" | 2.05 x 1.76 m |
| 9 | En-suite | 7'6" x 4'7" | 2.28 x 1.39 m |



KEY

- ◀ Dimensions start
- HW Hot water storage

**CONSUMER
CODE FOR
HOME BUILDERS**
www.consumercode.co.uk

Customers should note this illustration is an example of the Stratford Lifestyle house type. All dimensions indicated are approximate and the furniture layout is for illustrative purposes only. Homes may be 'handed' (mirror image) versions of the illustrations, and may be detached, semi-detached or terraced. Materials used may differ from plot to plot including render and roof tile colours. Detailed plans and specifications are available for inspection for each plot at our Sales Centre during working hours and customers must check their individual specifications prior to making a reservation. All wardrobes are subject to site specification. Please see Sales Consultant for further details.