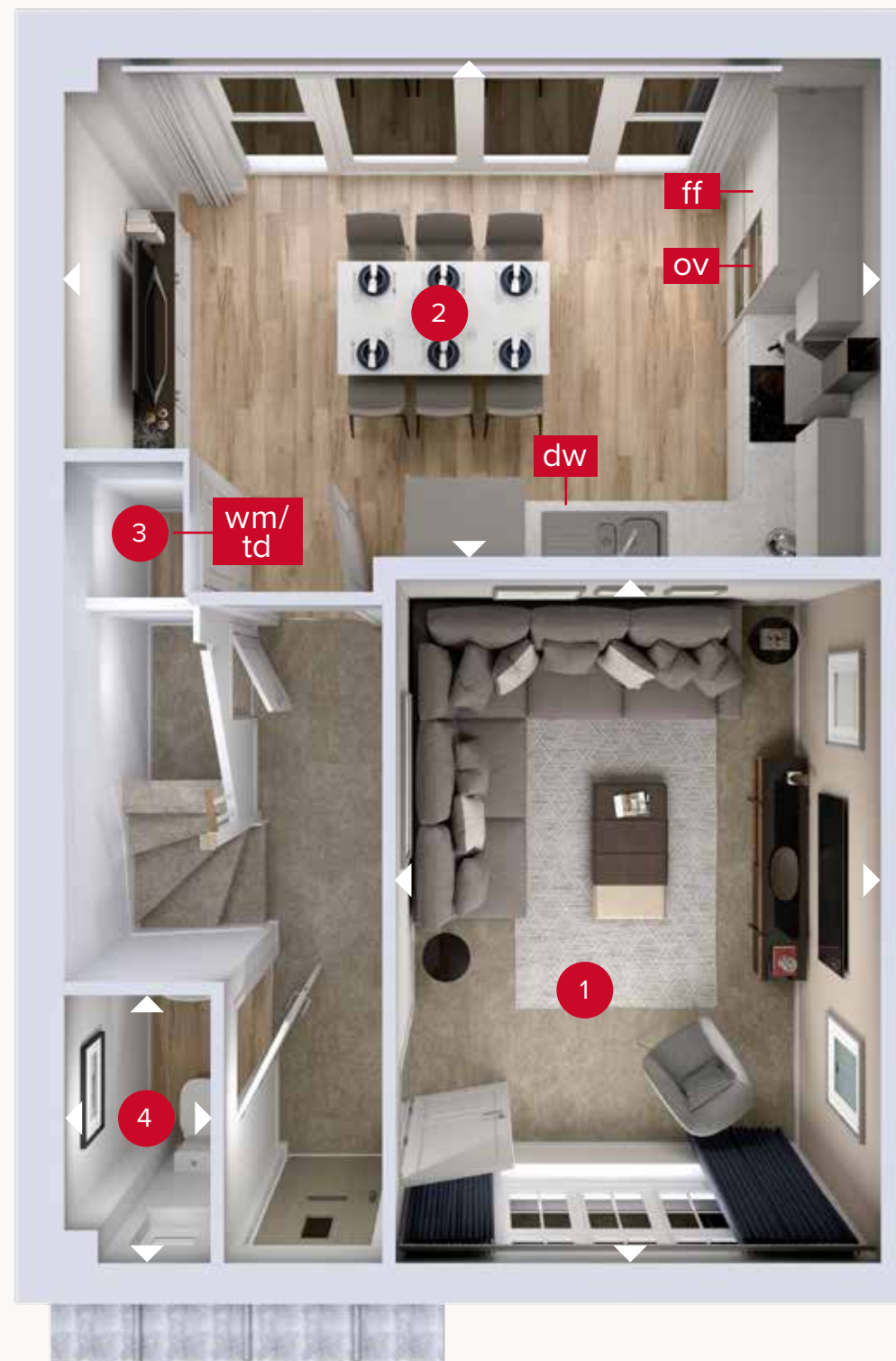



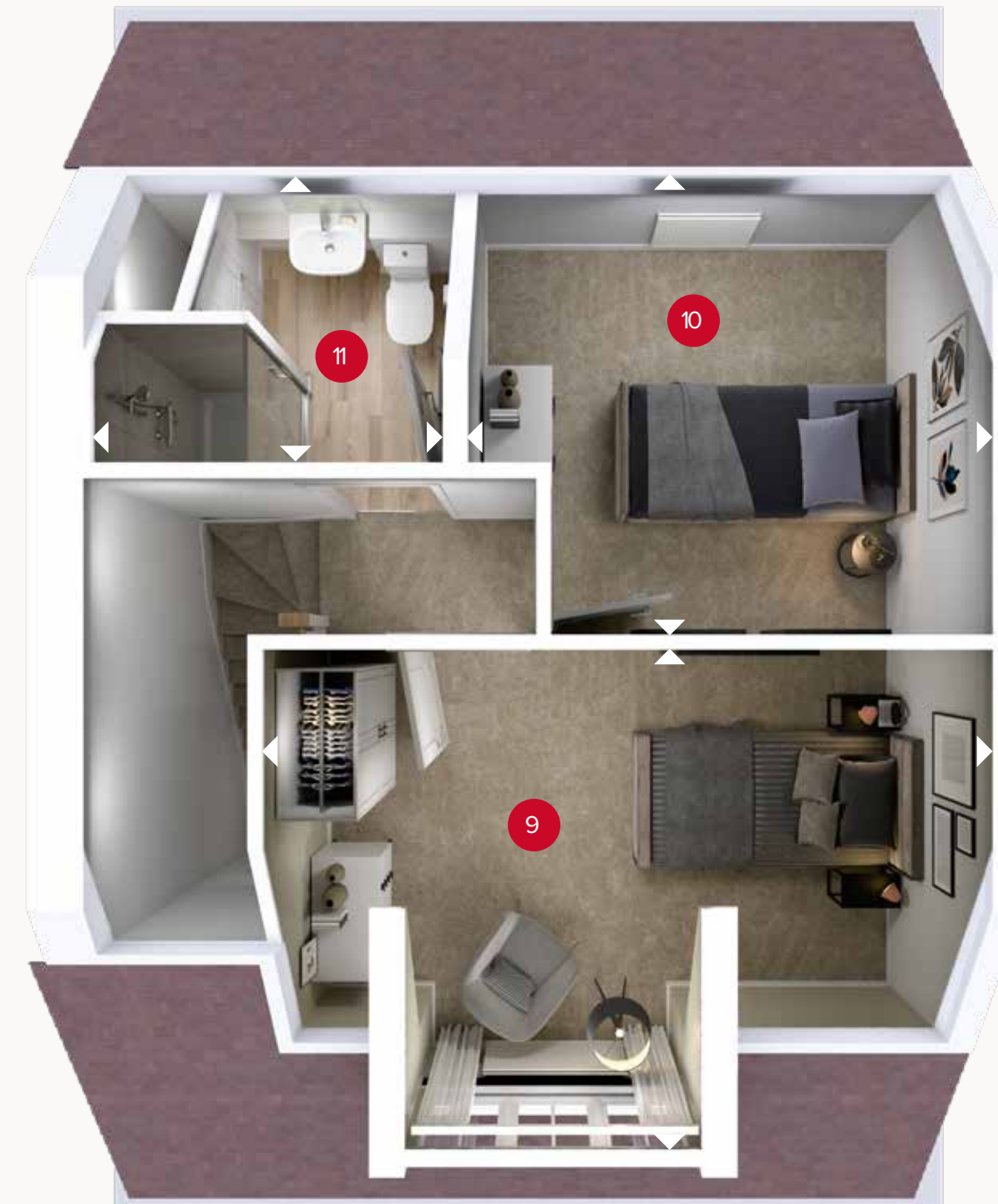
# THE LINCOLN



**GROUND FLOOR**



**FIRST FLOOR**



**SECOND FLOOR**

## GROUND FLOOR

1	Lounge	15'1" x 10'6"	4.60 x 3.20 m
2	Kitchen/ Dining	17'9" x 10'11"	5.40 x 3.32 m
3	Laundry	2'10" x 2'5"	0.87 x 0.75 m
4	Cloaks	5'11" x 3'2"	1.79 x 0.98 m

## FIRST FLOOR

5	Bedroom 1	15'3" x 10'8"	4.66 x 3.26 m
6	En-suite	10'3" x 6'9"	3.13 x 2.05 m
7	Bedroom 2	10'11" x 9'7"	3.32 x 2.93 m
8	Bathroom 1	7'10" x 5'7"	2.38 x 1.71 m

## SECOND FLOOR

9	Bedroom 3	14'0" x 10'4"	4.27 x 3.14 m
10	Bedroom 4	10'0" x 9'11"	3.06 x 3.02 m
11	Bathroom 2	7'1" x 6'7"	2.15 x 2.00 m



21.03.2023

Customers should note this illustration is an example of the Lincoln house type. All dimensions indicated are approximate and the furniture layout is for illustrative purposes only. Homes may be 'handed' (mirror image) versions of the illustrations, and may be detached, semi-detached or terraced. Materials used may differ from plot to plot including render and roof tile colours. Detailed plans and specifications are available for inspection for each plot at our Customer Experience Suite or Sales Centre during working hours and customers must check their individual specifications prior to making a reservation. Please note that the specification show in this plan may include optional upgrades from standard specification. Please speak with your Sales Consultant or visit MyRedrow for more information. EG\_LINC\_SM.2

▷ Denotes where dimensions are taken from. All wardrobes are subject to site specification. Please see Sales Consultant for further details.

ov - oven  
ff - fridge freezer  
dw - dishwasher space  
wm - washing machine space  
td - tumble dryer space

