



















EXPLORE WILLOW PARK



KEY

 SPEY 1 BEDROOM END TERRACED HOME	 WINDSOR 4 BEDROOM DETACHED HOME
 LEADON 2 BEDROOM END TERRACED HOME	 TYNE 4 BEDROOM SEMI-DETACHED HOME
 TRENT 2 BEDROOM END/MID TERRACED HOME	 MARLOW 4 BEDROOM DETACHED HOME
 LEDBURY 2 BEDROOM SEMI-DETACHED HOME	 OVERTON 4 BEDROOM DETACHED HOME
 STOUR 3 BEDROOM SEMI-DETACHED HOME	 HENLEY 4 BEDROOM DETACHED HOME
 LETCWORTH 3 BEDROOM SEMI-DETACHED HOME	 RICHMOND 4 BEDROOM DETACHED HOME
 OXFORD LIFESTYLE 3 BEDROOM DETACHED HOME	 BLenheim 5 BEDROOM DETACHED HOME
 LEAMINGTON LIFESTYLE 3 BEDROOM DETACHED HOME	 SANDRINGHAM 5 BEDROOM DETACHED HOME
 HARROGATE LIFESTYLE 3 BEDROOM DETACHED HOME	 HIGHGROVE 5 BEDROOM DETACHED HOME

AFFORDABLE HOUSING

-  - First Homes
-  - Shared Ownership
-  - Affordable Rent

- V - Visitor Parking
- P/S - Pumping Station
- S/S - Sub Station
- BCP - Bin Collection Point
- SUDS - Sustainable Drainage System
- LEAP - Local Equipped Area of Play
- POS - Public Open Space



This plan and the location of affordable homes is indicative and is intended for guidance only and does not form part of any contract or agreement, nor does it show ownership boundaries, easements or wayleaves and is subject to change.

For development and plot specific details inclusive of PV panels and M4(2)/M4(3) compliant properties please liaise directly with our Sales Consultant.