



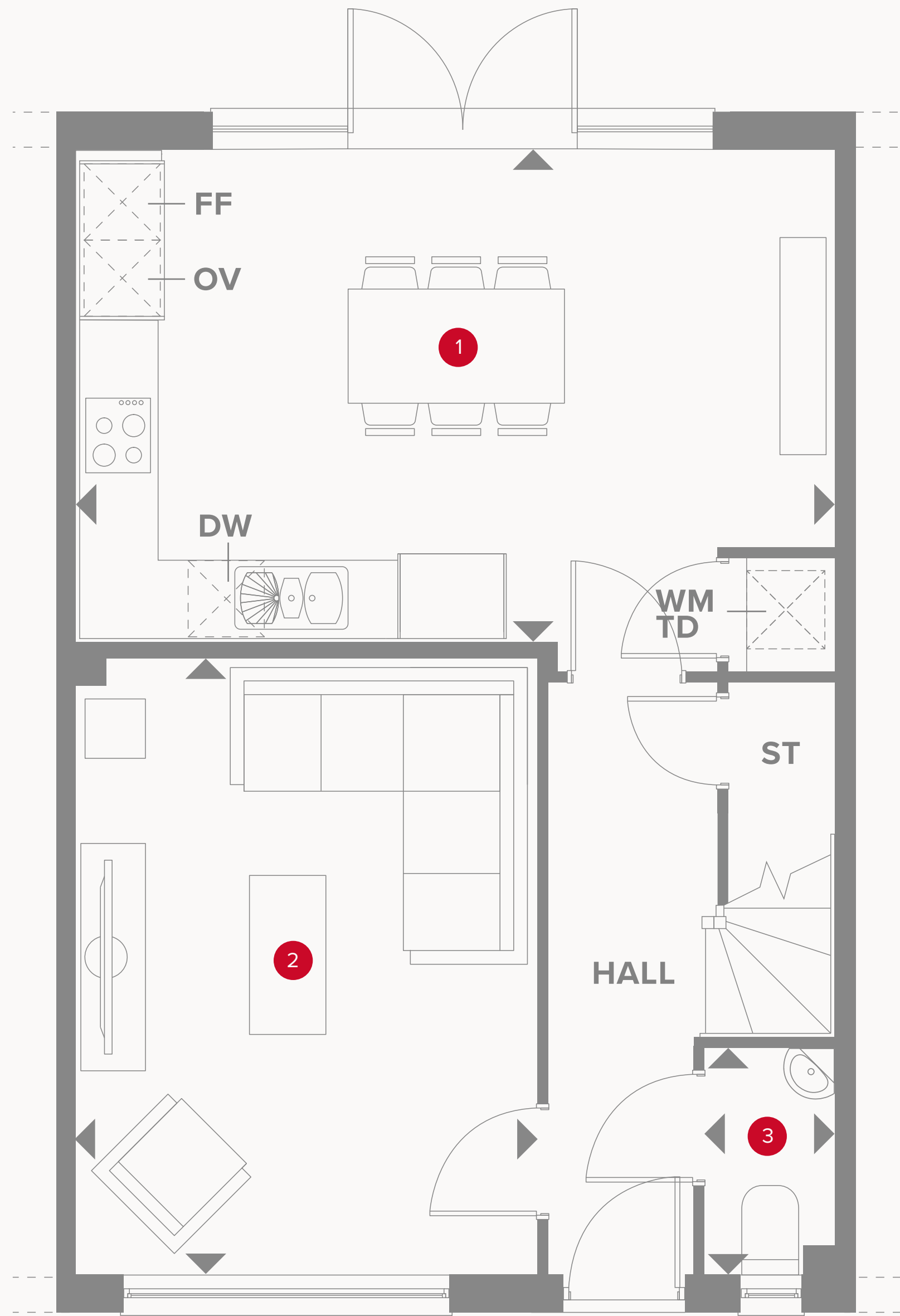
HERITAGE

- REDROW -

THE WARWICK

THREE BEDROOM MID TERRACE HOME







THE WARWICK GROUND FLOOR

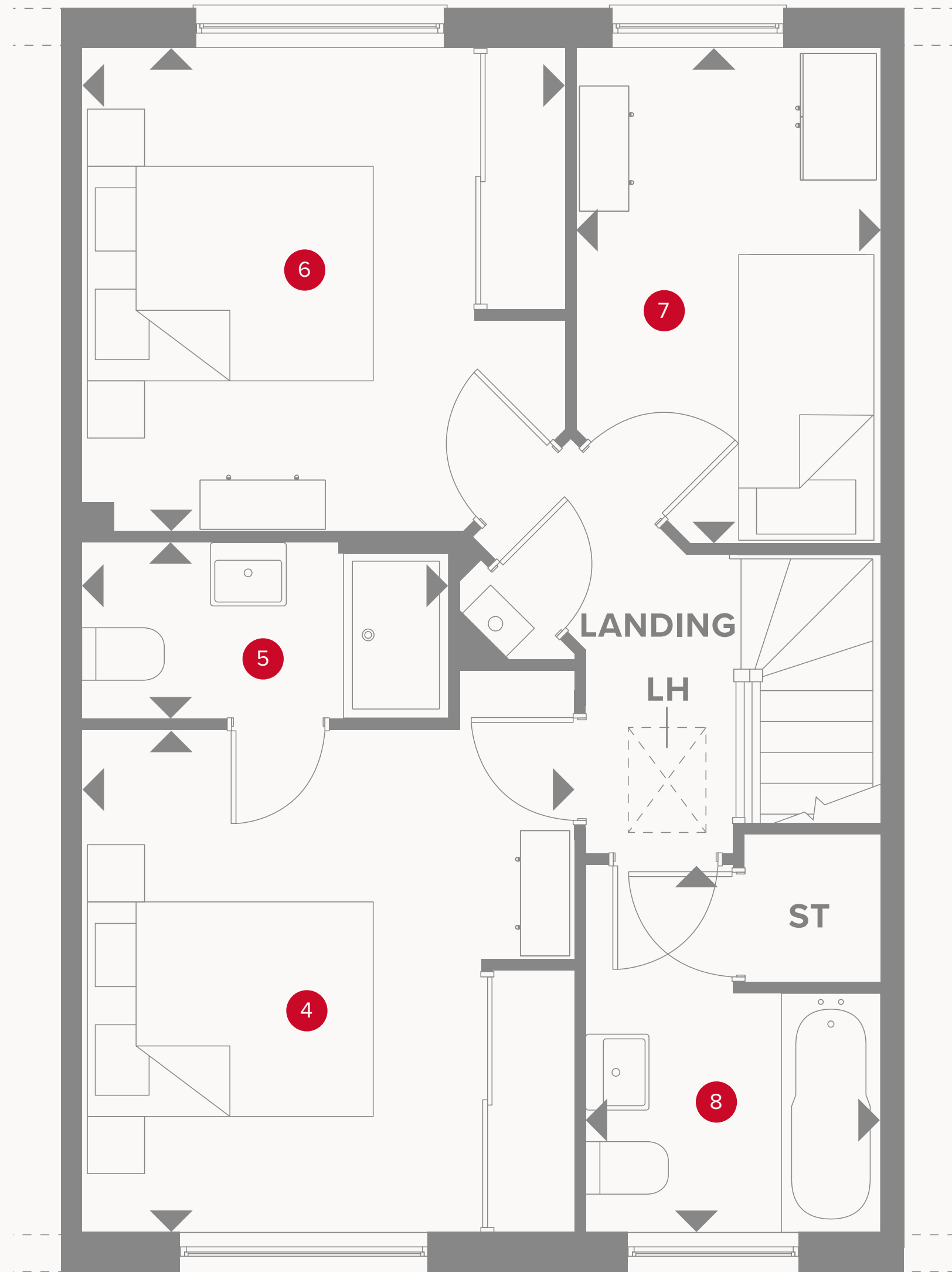
1	Kitchen/Dining	19'1" x 12'4"	5.77 x 3.73m
2	Lounge	15'7" x 11'8"	4.71 x 3.52m
3	Cloaks	5'8" x 3'3"	1.71 x 0.98m



KEY

-  Hob
- OV** Oven
- FF** Fridge/freezer
- TD** Tumble dryer space

-  Dimensions start
- ST** Storage cupboard
- WM** Washing machine space
- DW** Dish washer space



THE WARWICK FIRST FLOOR

4	Bedroom 1	12'0" x 11'9"	3.63 x 3.55m
5	En-suite	8'9" x 4'3"	2.64 x 1.28m
6	Bedroom 2	11'7" x 11'6"	3.50 x 3.49m
7	Bedroom 3	11'10" x 7'3"	3.58 x 2.19m
8	Bathroom	8'9" x 7'0"	2.65 x 2.13m



**CONSUMER
CODE FOR
HOME BUILDERS**
www.consumercode.co.uk

Customers should note this illustration is an example of the Warwick Mid house type. All dimensions indicated are approximate and the furniture layout is for illustrative purposes only. Homes may be "handed" (mirror image) versions of the illustrations, and may be detached, semi-detached or terraced. Materials used may differ from plot to plot including render and roof tile colours. Detailed plans and specifications are available for inspection for each plot at our Sales Centre during working hours and customers must check their individual specifications prior to making a reservation. Computer generated images are for indicative purposes only.

KEY

- ◀ Dimensions start
- LH Loft hatch