

EXPLORE MEADOW VALE PHASE 1



KEY

LEDBURY 2 BEDROOM MID TERRACED HOME	MARLOW 4 BEDROOM DETACHED HOME
LEDBURY 2 BEDROOM END TERRACED HOME	OXFORD 4 BEDROOM DETACHED HOME
LEDBURY 3 3 BEDROOM MID TERRACED HOME	CAMBRIDGE 4 BEDROOM DETACHED HOME
BAKEWELL 2 BEDROOM SEMI DETACHED HOME	SHAFESBURY 4 BEDROOM DETACHED HOME
LINCOLN 3 BEDROOM SEMI DETACHED HOME	CHESTER 4 BEDROOM DETACHED HOME
WARWICK 3 BEDROOM DETACHED HOME	WELWYN 4 BEDROOM DETACHED HOME
STRATFORD LIFESTYLE 3 BEDROOM DETACHED HOME	HARROGATE 4 BEDROOM DETACHED HOME
SHREWSBURY 4 BEDROOM DETACHED HOME	FIRST HOMES
	AFFORDABLE HOUSING

- V - Visitor Parking
- S/S - Sub Station
- P/S - Pumping Station
- BCP - Bin Collection Point

POTENTIAL
FUTURE DEVELOPMENT
BY OTHERS

POTENTIAL
FUTURE DEVELOPMENT
BY OTHERS


















PHASE 2

This plan is indicative and is intended for guidance only and does not form part of any contract or agreement, nor does it show ownership boundaries, easements or wayleaves and is subject to change. For specific details, other than general site layout, please liaise directly with our Sales Consultant.




EXPLORE MEADOW VALE PHASE 1

KEY

 LEDBURY 2 BEDROOM MID TERRACED HOME	 MARLOW 4 BEDROOM DETACHED HOME
 LEDBURY 2 BEDROOM END TERRACED HOME	 OXFORD 4 BEDROOM DETACHED HOME
 LEDBURY 3 3 BEDROOM MID TERRACED HOME	 CAMBRIDGE 4 BEDROOM DETACHED HOME
 BAKEWELL 2 BEDROOM SEMI DETACHED HOME	 SHAFESBURY 4 BEDROOM DETACHED HOME
 LINCOLN 3 BEDROOM SEMI DETACHED HOME	 CHESTER 4 BEDROOM DETACHED HOME
 WARWICK 3 BEDROOM DETACHED HOME	 WELWYN 4 BEDROOM DETACHED HOME
 STRATFORD LIFESTYLE 3 BEDROOM DETACHED HOME	 HARROGATE 4 BEDROOM DETACHED HOME
 SHREWSBURY 4 BEDROOM DETACHED HOME	 FIRST HOMES
	 AFFORDABLE HOUSING

- V - Visitor Parking
- S/S - Sub Station
- P/S - Pumping Station
- BCP - Bin Collection Point



POTENTIAL
FUTURE DEVELOPMENT
BY OTHERS

PHASE 2

POTENTIAL
FUTURE DEVELOPMENT
BY OTHERS

This plan is indicative and is intended for guidance only and does not form part of any contract or agreement, nor does it show ownership boundaries, easements or wayleaves and is subject to change. For specific details, other than general site layout, please liaise directly with our Sales Consultant.