




















EXPLORE LANGLEY GRANGE



KEY

 STOUR 3 BEDROOM HOME	 SHAFTESBURY 4 BEDROOM HOME
 LEDBURY 2 BEDROOM HOME	 OXFORD 4 BEDROOM HOME
 LEDBURY 3 3 BEDROOM HOME	 CAMBRIDGE 4 BEDROOM HOME
 MALVERN 3 BEDROOM HOME	 CANTERBURY 4 BEDROOM HOME
 LUDLOW 3 BEDROOM HOME	 HENLEY 4 BEDROOM HOME
 WARWICK 3 BEDROOM HOME	 SUNNINGDALE 4 BEDROOM HOME
 OXFORD LIFESTYLE 3 BEDROOM HOME	 BALMORAL 4 BEDROOM HOME
 AMBERLEY 3 BEDROOM HOME	 WELWYN 4 BEDROOM HOME
 SHREWSBURY 4 BEDROOM HOME	 AFFORDABLE HOUSING
 STRATFORD 4 BEDROOM HOME	

S/S – Sub Station

P/S – Pumping Station

This plan is indicative and is intended for guidance only and does not form part of any contract or agreement, nor does it show ownership boundaries, easements or wayleaves and is subject to change. For specific details, other than general site layout, please liaise directly with our Sales Consultant.

