

















EXPLORE KINGSLEY MANOR



KEY

 BUXTON 2 BEDROOM TERRACED HOME	 SHAFESBURY 4 BEDROOM DETACHED HOME
 BAKEWELL 2 BEDROOM TERRACED HOME	 CHESTER 4 BEDROOM DETACHED HOME
 BAKEWELL LIFESTYLE 3 BEDROOM SEMI DETACHED HOME	 CANTERBURY 4 BEDROOM DETACHED HOME
 AMBERLEY 3 BEDROOM DETACHED HOME	 HARROGATE 4 BEDROOM DETACHED HOME
 STRATFORD LIFESTYLE 3 BEDROOM DETACHED HOME	 HENLEY 4 BEDROOM DETACHED HOME
 OXFORD LIFESTYLE 3 BEDROOM DETACHED HOME	 RICHMOND 4 BEDROOM DETACHED HOME
 LEAMINGTON LIFESTYLE 3 BEDROOM DETACHED HOME	 HIGHGATE 5 BEDROOM DETACHED HOME
 HARLECH 4 BEDROOM DETACHED HOME	 AFFORDABLE HOUSING

- V - Visitor Parking
- BCP - Bin Collection Point
- S/S - Sub Station
- LAP - Local Area of Play
- - Elevational Treatment



This plan is indicative and is intended for guidance only and does not form part of any contract or agreement, nor does it show ownership boundaries, easements or wayleaves and is subject to change. For specific details, other than general site layout, please liaise directly with our Sales Consultant.

