























EXPLORE POPPY FIELDS

KEY

 LEDBURY 2 BEDROOM TERRACED HOME	 CAMBRIDGE 4 BEDROOM DETACHED HOME
 LEDBURY 3 3 BEDROOM TERRACED HOME	 SHAFTESBURY 4 BEDROOM DETACHED HOME
 BAKEWELL 3 BEDROOM SEMI DETACHED HOME	 CHESTER 4 BEDROOM DETACHED HOME
 WARWICK 3 BEDROOM DETACHED HOME	 WELWYN 4 BEDROOM DETACHED HOME
 AMBERLEY 3 BEDROOM DETACHED HOME	 CANTERBURY 4 BEDROOM DETACHED HOME
 STRATFORD LIFESTYLE 3 BEDROOM DETACHED HOME	 HARROGATE 4 BEDROOM DETACHED HOME
 SHREWSBURY 4 BEDROOM DETACHED HOME	 HENLEY 4 BEDROOM DETACHED HOME
 WINDSOR 4 BEDROOM DETACHED HOME	 HAMPSTEAD 5 BEDROOM DETACHED HOME
 MARLOW 4 BEDROOM DETACHED HOME	 HIGHGATE 5 BEDROOM DETACHED HOME
 HARLECH 4 BEDROOM DETACHED HOME	 FIRST HOMES TAVY MID/END 2 BEDROOM TERRACED HOME
 OXFORD 4 BEDROOM DETACHED HOME	 AFFORDABLE HOUSING

- P/S - Pump Station
- S/S - Sub Station
- V - Visitor Parking
- LAP - Local Area of Play
- LEAP - Local Equipped Area of Play
- - Air Source Heat Pumps

This plan is indicative and is intended for guidance only and does not form part of any contract or agreement, nor does it show ownership boundaries, easements or wayleaves and is subject to change. For specific details, other than general site layout, please liaise directly with our Sales Consultant.

