



















EXPLORE THE AVENUE AT THORPE PARK



KEY

 LEDBURY 2 BEDROOM TERRACED HOME	 SHREWSBURY 4 BEDROOM DETACHED HOME
 LEDBURY 3 3 BEDROOM MID-TERRACED HOME	 MARLOW 4 BEDROOM DETACHED HOME
 LUDLOW 3 BEDROOM SEMI-DETACHED HOME	 OXFORD 4 BEDROOM DETACHED HOME
 WARWICK 3 BEDROOM DETACHED HOME	 CAMBRIDGE 4 BEDROOM DETACHED HOME
 AMBERLEY 3 BEDROOM DETACHED HOME	 CANTERBURY 4 BEDROOM DETACHED HOME
 OXFORD LIFESTYLE 3 BEDROOM DETACHED HOME	 HARROGATE 4 BEDROOM DETACHED HOME
 LEAMINGTON LIFESTYLE 3 BEDROOM DETACHED HOME	 AFFORDABLE HOUSING
 YEADON 3 BEDROOM SEMI-DETACHED HOME	 COLLINGHAM 4 BEDROOM DETACHED HOME
 LINTON 3 BEDROOM DETACHED HOME	 COLTON 4 BEDROOM DETACHED HOME

● - Homes designed with enhanced access

This plan is indicative and is intended for guidance only and does not form part of any contract or agreement, nor does it show ownership boundaries, easements or wayleaves and is subject to change. For specific details, other than general site layout, please liaise directly with our Sales Consultant.

