

# COMPTON PARK












## WOLVERHAMPTON

### PHASE 2



This plan is indicative and is intended for guidance only and does not form part of any contract or agreement, nor does it show ownership boundaries, easements or wayleaves. For specific details, other than general site layout, please liaise directly with our site sales consultant.

#### KEY

 HENLEY 4 Bedroom home	 RICHMOND 4 Bedroom home	 WELWYN 4 Bedroom home	 WESTMINSTER 4 Bedroom home	 MARLBOROUGH 5 Bedroom home	 BLENHEIM 5 Bedroom home	 BUCKINGHAM 5 Bedroom home
 BALMORAL 4 Bedroom home	 HIGHGROVE 5 Bedroom home	 SUNNINGDALE 4 Bedroom home	 HIGHGATE 5 Bedroom home	 SANDRINGHAM 5 Bedroom home		

